

PVW124PHAA
PRINTED IN ENGLAND. ISSUE: 1 NOVEMBER 2009
WWW.VOLKSWAGEN.CO.UK
TELEPHONE 0800 037 7888

The illustrations in this book do not necessarily reflect UK specifications and some items of equipment may not be available for the UK. The specifications contained in this book are for information purposes only as we cannot confirm the exact specifications of the vehicles. 4MOTION is a registered trademark of Volkswagen AG.



THE PHAETON.



EXQUISITE CRAFTSMANSHIP
AND VISIONARY ENGINEERING.

UNCOMPROMISING DETAIL,
ENDLESS DRIVING PLEASURE.



Model shown is 3.0 V6 TDI 4MOTION with optional 19" 'Helios' alloy wheels.

A TIMELESS BLEND OF ELEGANCE AND
STATE OF THE ART TECHNOLOGY.



Model shown is 3.0 V6 TDI 4MOTION LWB with optional 19" 'Helios' alloy wheels.

BEAUTIFULLY CRAFTED FOR TOTAL COMFORT.



Interior shown is 3.0 V6 TDI 4MOTION SWB with optional 'Burr Walnut' interior wood trim, 'Sensitive' leather upholstery and keyless entry and keyless start.

INTELLIGENT FEATURES INSIDE AND OUT.



Stylish 17 inch 'Impression' alloy wheels enhance the Phaeton's unique design. Standard on 3.0 V6 TDI 4MOTION.



Model shown is 3.0 V6 TDI 4MOTION with optional 18" 'Dynamic' alloy wheels.

When the Phaeton was first launched, Volkswagen's engineers had one aim in mind: to ensure your total well-being. Now, thanks to a number of intelligent developments, the Phaeton goes one step further, offering many additional features and details simply not found in any other saloon. The exterior, for example, is now available in three new colours, enhancing its unique shape and stylish design. The arrow-shaped contouring of the bonnet and restyled radiator grille, with its three chrome double louvres, gives it an unmistakable identity, enhanced by 17 inch 'Impression' alloy wheels, fitted as standard.



The revamped interior is now luxuriously appointed with 'Burr Walnut' wood décor and a choice of interior trims, co-ordinating beautifully with the new accent switch trim in 'Warm Grey'. And, of course, the interior doesn't only look good, it's also designed to provide maximum comfort, with 12-way electrically adjustable front seats offering the best possible position for your back. There's also the option of 18-way seats, which include memory for up to three drivers, air-conditioning and a massage function.





When you sit in the driver's seat, you'll find a redesigned instrument cluster, and a colour multi-function computer providing important navigational and journey details. In addition, the new Infotainment system is now easier to operate than ever before. The large seven inch touch-screen enables you to operate the new RNS 810 DVD navigation/radio system intuitively, while the integrated DVD drive allows you to play videos. You can also play music via the 6-disc CD autochanger or the 30 GB hard drive, using audio files in MP3 or WMA format. The lower part of the Infotainment system also houses the 4Zone electronic climate control, enabling you to adjust the temperature and air distribution of all seats individually, thus ensuring that rear passengers also benefit from intelligent details. If they require extra space, you could choose the long wheelbase Phaeton which provides a huge amount of extra legroom.

The optional 'Dynaudio' soundpack provides an incomparable sound experience, with the latest speaker technology delivering exceptional acoustics. Precision bass tones, natural middle tones and crystal-clear high tones provide phenomenal detail and together with the 1,000 watt digital amplifier, it makes for a system any music lover would find irresistible.



The redesigned instrument cluster is arranged in a clear, logical manner, providing all the information you need for a relaxed, comfortable journey and allowing you to check on such detail as tyre pressure and outside temperature.

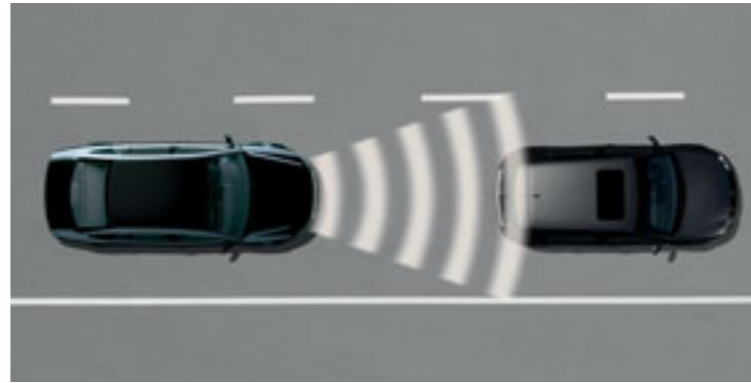


INTELLIGENT SYSTEMS TO ASSIST AND PROTECT.

You can only relax totally when you feel completely safe, and for that reason the Phaeton now comes with a range of optional driver assistance systems, which give new meaning to the phrase 'intelligent driving'. Automatic Distance Control (ADC)*, for example, in conjunction with the radar sensor controlled Front Assist traffic monitoring system, helps you avoid collisions. The system detects if the vehicle ahead is slowing down and automatically decelerates your vehicle. Should you get too close to the car in front, your vehicle will automatically brake, to a standstill if necessary.

Another optional safety system is the enhanced, radar sensor controlled side scan that monitors blind spots either side of the vehicle, helping you to change lane safely. This intelligent safety system is automatically activated from 37 mph. If you wish to park your Phaeton after your journey, the rear-view camera enables you to park easily and safely, even under difficult conditions. Parking sensors give additional visual and acoustic signals, advising you how much space is available when parking.

* Please note: when the ADC system is switched on, the driver is still fully responsible for watching their speed and distance to the vehicle in front. This assistance system should not be used on winding roads and in adverse weather conditions or heavy rain.



Automatic Distance Control (ADC) adapts your speed to that of the vehicle ahead and maintains a constant distance set by the driver. If the Front Assist system detects you are getting too close to the vehicle in front, it will warn you of the danger with visual and acoustic signals, and then will automatically start braking, to a standstill if necessary.

The side scan system helps you if you want to change lane safely at speeds over 37 mph. The system warns you of any road users in your blind spot via a warning light within the wing mirrors and an audible warning within the vehicle.



The rear-view camera gives you a view of the area behind your Phaeton. Camera images are transmitted to the Infotainment display, where superimposed lines indicate the path you should take when reversing.



SAFETY.

Driver and passengers alike can only be completely at ease when feeling totally safe. Thankfully, the Phaeton is equipped with some of the most efficient safety technologies available today. For starters, all occupants are protected by eight airbags: two front, four side impact and two curtain airbags, all controlled by innovative 'early crash sensors'. In the event of an accident, these sensors, which are located in various parts of the bodyshell, deliver exact information regarding severity, angle and object of impact. This enables each airbag to react independently of one another, within a thousandth of a second. Active head restraints also interact, moving forward swiftly to minimise the distance between head and restraint, reducing the risk of whiplash injury.

Many other features also contribute to make the Phaeton particularly safe. Such as the optional Bi-Xenon headlights with dynamic curve lighting technology, LED daytime running lights and headlight washers (standard on 6.0 W12 4MOTION), helping you identify other road users and obstacles in good time, even in poor weather conditions. Or the chassis fitted with Continuous Damping Control (CDC) electronically controlled air suspension and 4MOTION four wheel drive, helping to optimise traction and roadholding.



Safety when raining: the rain sensor adjusts the frequency of the windscreen wipers automatically to the intensity of rainfall.





Safety for your head: 'early crash sensors' activate the airbags rapidly and precisely.

Safety for pedestrians: in the event of an accident, windscreen wipers retract automatically beneath the bonnet, further reducing the risk of injury.



Safety for the spine: active head restraints help to reduce the risk of whiplash injury.

Equally as important is an elaborate 'pre-crash concept', designed to support the driver in critical situations. Along with the optional tyre pressure monitoring system, this includes a number of proven technologies all fitted as standard, including ABS (Anti-lock Braking System), ESP (Electronic Stabilisation Programme), ASR (Traction Control) and a dusk sensor that automatically engages the dipped beam headlight when it detects diminishing light or when travelling at higher speeds. When viewed overall, you can see why so many simple yet logical safety systems are specified in the Phaeton – in dangerous situations each could prove decisive.



PAINT, DECORATIVE TRIMS AND UPHOLSTERY.




The Phaeton comprises approximately 8,100 individual parts, each and every one precision-manufactured to meet your expectations. These complex paint finishes give those components their unmistakable final appearance.

Sit inside the Phaeton, and you'll find an interior that satisfies your every desire. Supple leather has been treated in forty different stages and is especially durable, with over a hundred hand-finished seams; and polished wood inserts are produced from trees that have matured to seventy years of age in a mild Pacific climate. Everywhere it is a story of meticulous craftsmanship and exceptional attention to detail, assuring you of the ultimate in luxury and well-being.

PAINT.

01



NON-METALLIC PAINT

01 Black (A1)

METALLIC PAINT

- 02 Mignon Green (A3)
- 03 Pewter Grey (M8)
- 04 Mazeppa Grey (N8)
- 05 Silver Leaf (7B)
- 06 Reflex Silver (8E)


02



03



04



05




06



PEARL EFFECT PAINT

- 07 Tarantella Black (B2)
- 08 Luna Blue (S5)
- 09 Mocca Anthracite (3Q)

07



08




09





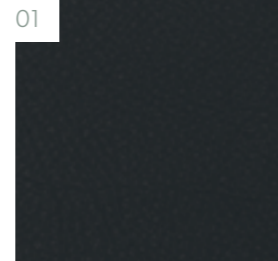

Please note: Screen technology does not allow for exact reproduction of the paint colours.
For further details, please contact your authorised Volkswagen luxury car specialist retailer.

DECORATIVE TRIMS AND UPHOLSTERY.







WOOD TRIM*

01 Burr Walnut (5MG)



'VIENNA' LEATHER†

01 Anthracite (LA)
02 Crystal Grey (LB)
03 Sunny Beige (LC)
04 Navy Blue (LD)



'SENSITIVE' LEATHER*†

05 Anthracite (TC)
06 Crystal Grey (TD)
07 Sunny Beige (TE)
08 Navy Blue (TF)

Please note: Screen technology does not allow for exact reproduction of the decorative inserts and upholstery.

* Optional at extra cost.

† Leather upholstery consists of upper surface of seat base and backrest, door pull and door armrest.

COMBINATIONS.

	SEAT UPHOLSTERY	DASHBOARD	CARPETS	Black (A1)	Mignon Green Metallic (A3)	Pewter Grey Metallic (M8)	Mazeppa Grey Metallic (N8)	Silver Leaf Metallic (7B)	Reflex Silver Metallic (8E)	Tarantella Black Pearl Effect (B2)	Luna Blue Pearl Effect (S5)	Mocca Anthracite Pearl Effect (3Q)
<p>'VIENNA' LEATHER* UPHOLSTERY</p> <p>Standard on 3.0 V6 TDI 4MOTION, 3.0 V6 TDI 4MOTION LWB</p>	Anthracite (LA)	Anthracite	Anthracite	•	•	•	•	•	•	•	•	•
	Crystal Grey (LB)	Anthracite	Crystal Grey	•	•	•	•	•	•	•	•	•
	Sunny Beige (LC)	Brown	Sunny Beige	•	•	•	•			•	•	•
	Navy Blue (LD)	Navy Blue	Navy Blue	•		•	•	•	•	•	•	
<p>'SENSITIVE' LEATHER* UPHOLSTERY</p> <p>Standard on 6.0 W12 4MOTION LWB</p> <p>Optional on 3.0 V6 TDI 4MOTION, 3.0 V6 TDI 4MOTION LWB</p>	Anthracite (TC)	Anthracite	Anthracite	•	•	•	•	•	•	•	•	•
	Crystal Grey (TD)	Anthracite	Crystal Grey	•	•	•	•	•	•	•	•	•
	Sunny Beige (TE)	Brown	Sunny Beige	•	•	•	•			•	•	•
	Navy Blue (TF)	Navy Blue	Navy Blue	•		•	•	•	•	•	•	

* Leather upholstery consists of upper surface of seat base and backrest, door pull and door armrest.

INFOTAINMENT AND AUDIO SYSTEMS.



The optional 'Dynaudio' soundpack features twelve perfectly tuned speakers, ensuring exceptional sound.

INFOTAINMENT SYSTEM.

The Phaeton's newly designed infotainment system is as easy to operate as it is to describe. The seven inch touch-screen provides direct access to a whole range of functions and information. By amalgamating multiple features into just one control panel, complex technologies are easily operated as part of an intuitive process.



Using the RNS 810 DVD navigation/radio system: with dynamic route guidance and traffic information storage, the system will guide you to your destination using all but the last two digits of a UK postcode, enabling you to reach your destination easily and quickly, avoiding unnecessary delays. Route guidance can be shown on either a two- or three-dimensional map, which also provides navigation status, including the direction of travel, compass orientation and predicted travel time remaining.



Brilliant sounds: the audio system's display illustrates the position of the loudspeakers and their performance in relation to each of the five seats.



Dialling the right number: with optional telephone preparation the Infotainment system display can also serve as a telephone book, showing, among other things, the name of the caller and up to 1,000 saved telephone contacts.

AUDIO SYSTEM.

Whether you are sitting in the front or rear, the remarkable balance of the Phaeton's audio technology ensures you enjoy the same sound quality and experience from every seat. The audio system has been tailored specifically to the interior geometry of the Phaeton. The standard 8/10 audio system features an eight channel amplifier, delivering 190 watts through ten loudspeakers, with a standard six CD autochanger located in the glovebox.

The Phaeton's optional 'Dynaudio' sound system gives an unparalleled listening experience for every passenger thanks to completely new speaker technology. Precise bass, natural mid-tones and crystal clear treble are created by the powerful 12-channel digital amplifier and twelve high-performance speakers fed with up to 1,000 watts. The result is a system that inspires every music lover.

OPTIONAL EQUIPMENT.

Only one person understands your requirements better than anyone else, and that person is you. For this reason, we offer a whole range of optional equipment, encompassing comfort, technology and safety, enabling you to design your Phaeton to your own personal taste. From intelligent memory packages to a TV receiver, from full leather specification to a wide range of alloys, the choice is yours. All can be fitted to your exact specification, creating tailor-made functionality and style.



Sunblinds: an electric sunblind for the rear window can be ordered individually or as part of a pack with manual sunblinds for the rear side windows (standard on long wheelbase). The special structure of the blinds transforms sunlight glare into soft light, without compromising visibility.



The side scan system helps you if you want to change lane safely at speeds over 37 mph. The system warns you of any road users in your blind spot via a warning light within the wing mirrors and an audible warning within the vehicle.




Tilt and slide glass sunroof: the electrically operated sunroof provides fresh air and additional light (standard on long wheelbase). An integral wind deflector automatically adjusts depending on roof opening and vehicle speed, thereby reducing wind noise and draught.



Extended wood pack: give your Phaeton a refined ambience by specifying additional 'Burr Walnut' wood trim in the grab handles and integral door armrest.

Ultimate in luxury: 'Sensitive' leather upholstery includes seat upholstery, upper and lower dashboard, the backs of the front seats as well as the door upholstery (standard on 6.0 W12 4MOTION).



Automatic Distance Control (ADC): You have the option of equipping your Phaeton with Automatic Distance Control (ADC) and the Front Assist monitoring system, helping to reduce the risk of collision. ADC adjusts your vehicle speed to that of the vehicle ahead, while Front Assist detects if the gap is closing too quickly and reacts firstly with a visual and acoustic warning, then a short braking movement.



Bi-Xenon headlights: for dipped and main beam, with dynamic curve lighting, headlight washers and LED daytime running lights (standard on 6.0 W12 4MOTION). Built-in motors swivel the powerful headlights in the direction of travel, improving illumination ahead and to the edge of the road, helping you drive more safely, especially when cornering or turning. Separate LED daytime running lights switch on automatically with the ignition.



TV reception with teletext: enables you to watch both analogue and digital television transmissions in excellent picture and sound quality, when your Phaeton is stationary. A port enables you to use other external devices, for example an MP3 player.



Multifunction wood/leather steering wheel: the high-grade wooden trim looks elegant and controls for the Multifunction computer, cruise control, audio functions and optional telephone preparation are at your fingertips.



Multifunction heated leather trimmed steering wheel: offers excellent grip, looks extremely stylish and enables easy operation of the audio functions, cruise control, Multifunction computer, and optional telephone preparation.

AVAILABLE BUT NOT SHOWN.

Keyless entry and keyless start: simply touch the door handle and the vehicle unlocks the doors and activates the optional memory pack (if specified) – even if the key is still in your pocket.

Memory pack: memorises personalised settings for the 12-way electrically adjustable seats as well as the position of the steering column, interior rear-view and door mirrors and seat belt height. All settings are automatically engaged as you unlock the vehicle using remote control.




Parking heater with remote control and timer function: activate the heater remotely without the need to leave your home. This results in warm seats, clear visibility and no misting up of the windscreen, providing the highest levels of comfort and safety.

Power operated boot lid: aluminium hinges look elegant and integral electric motor technology enables you to open the boot lid from the comfort of the interior (standard on 6.0 W12 4MOTION).






Telephone preparation with Bluetooth: a state of the art communications unit with Bluetooth wireless technology rSAP (remote SIM Access Profile). Each element is activated by voice recognition or via the Infotainment system. Please contact your retailer for phone compatibility.

DESIGNED TO INSPIRE.

The range of standard alloy wheels has been carefully chosen to complement the exterior styling of all Phaetons. However, you may wish to add a touch of individuality and personalise your Phaeton with a choice of 17, 18 or 19 inch alloy wheels. Whichever alloy wheel you choose, you can be certain of Volkswagen's superb design and engineering.



- 01 'Impression' 7 1/2" x 17" with 235/55 R17 tyres
Standard on 3.0 V6 TDI 4MOTION SWB/LWB
- 02 'Innovation' 8 1/2" x 18" with 255/45 R18 tyres
Standard on 6.0 W12 4MOTION LWB
Optional on 3.0 V6 TDI 4MOTION LWB
- 03 'Spirit' 8 1/2" x 18" with 235/50 R18 tyres
Optional on 3.0 V6 TDI 4MOTION SWB
- 04 'Dynamic' 7 1/2" x 18" with 235/50 R18 tyres
Optional on 3.0 V6 TDI 4MOTION SWB/LWB
- 05 'Challenge' 8 1/2" x 18" with 255/45 R18 tyres
Optional on 3.0 V6 TDI 4MOTION SWB/LWB
- 06 'Performance' 8 1/2" x 18" with 255/45 R18 tyres
Optional on all models
- 07 'Aristoteles' 8 1/2" x 18" with 255/45 R18 tyres
Optional on all models
- 08 'Serres' 8 1/2" x 19" with 245/45 R19 tyres
Optional on all models



- 09 'Helios' 8 1/2" x 19" with 255/40 R19 tyres
Optional on 3.0 V6 TDI 4MOTION SWB/LWB
- 10 'Omanyt' 9J x 19" with 255/40 R19 tyres
Optional on 3.0 V6 TDI 4MOTION SWB/LWB




ENGINES AND RUNNING GEAR.



To help provide a comfortable and pleasurable drive, the Phaeton is equipped with two sophisticated drive systems. Firstly, the intelligent 4MOTION all-wheel drive system redistributes drive power between the axles, adapting each individual wheel to the road conditions within fractions of a second, providing excellent traction, even in bad weather. Secondly, an electronically controlled air suspension system, Continuous Damping Control (CDC), adapts automatically to road conditions, delivering the ultimate in smoothness of ride. At high speeds the chassis is lowered, on uneven surfaces the chassis is raised, and in Comfort mode, soft damping ensures a more comfortable ride. With better roadholding, greater drive and improved levels of safety all round, it means you can look forward to pure driving enjoyment, rather than simply travelling to your destination.

At the heart of any car is its engine, and the Phaeton now offers unparalleled levels of performance and efficiency, delivered by a choice of leading edge power plants. The phenomenal V6 TDI diesel engine, for example, is a technological masterpiece by any standards, achieving a powerful 240 PS and releasing less CO₂ emissions than any other comparable engine, ensuring that it meets the stringent EURO 5 exhaust regulations.

Holding pride of place in the line-up is the Phaeton 6.0 W12 4MOTION, a powerful and unusual engine with six litre capacity, achieving a massive 450 PS and accelerating the saloon from 0-62 mph in just 6.1 seconds. Despite being electronically capped at 155 mph (where the law permits), it still ensures supreme sportiness.



Engine shown is 3.0 litre V6 TDI.

TECHNICAL SPECIFICATION.

STANDARD WHEELBASE – 3.0 V6 TDI 4MOTION

NOTES.

	Automatic tiptronic
--	---------------------

ENGINE	
Engine type	6 cylinder diesel
Cubic capacity, ltrs/cc	3.0/2967
Max. output, PS ⁽⁰¹⁾ /kW at rpm	240/176 4000
Max. torque, lbs.ft/Nm at rpm	369/500 1500
Gearbox	6 speed auto tiptronic

WEIGHTS, KGS	
Unladen weight ⁽⁰²⁾	2233
Gross vehicle weight	2760
Payload ⁽⁰²⁾	602
Axle load limit: Front Rear	1480 1310

TRAILER LOAD LIMITS, KGS ⁽⁰³⁾	
Braked 12% incline	2500
Unbraked	750
Towbar load limit	100
Maximum roof load	100

PERFORMANCE	
Top speed, mph (km/h) (where law permits)	147 (237)
Acceleration, seconds 0 - 62 mph	8.3
ABI insurance group 1 - 20 (1 - 50) ⁽⁰⁴⁾	16 (45E)

	Automatic tiptronic
--	---------------------

ENVIRONMENTAL INFORMATION	
Fuel grade, minimum	Diesel 51 CN ⁽⁰⁵⁾
Fuel tank capacity, galls/ltr	19.7/90
Official fuel consumption, mpg/ltr per 100 km ⁽⁰⁷⁾	
Urban	23.5/12.0
Extra-urban	39.2/7.2
Combined	31.4/9.0
Official CO ₂ emission, g/km ⁽⁰⁸⁾	239
Emission class	EURO 5
Noise, dB	70

MAXIMUM LUGGAGE CAPACITY, LITRES ⁽⁰⁹⁾	500
---	-----

EXTERIOR DIMENSIONS	
Width – excluding door mirrors, mm	1903
Width – opened front/rear doors, mm	3906/3747
Height – opened bonnet/floor, mm	1888
Height – opened tailgate/floor, mm	1749
Front/rear track width, mm	1628/1612
Length, mm	5055
Height, mm	1450
Wheelbase, mm	2881

INTERIOR DIMENSIONS	
Front elbow width, mm	1562
Effective front head room/with optional sunroof, mm	974/945
Effective rear head room/with optional sunroof, mm	970/960
Rear elbow width, mm	1528

- 01 The maximum power output figures are quoted in PS (or Pferdestärke, which is the metric equivalent of horsepower). To convert from metric to imperial horsepower, divide the PS figure by 1.0139.
- 02 Figures are calculated in accordance with manufacturer's criteria. Vehicle unladen weight ranges with 90% tank capacity without driver. The individual unladen weight depends on the specification of the vehicle, this then reduces the possible payload accordingly.
- 03 With increasing altitude the engine performance diminishes. From 1,000 m above sea level and for every 1,000 m thereafter 10% of the vehicle/trailer weight (trailer weight + gross vehicle weight) must be deducted.
- 04 Please note, from December 2009 the insurance industry will switch from the current rating system of groups 1 - 20 to a new 1 - 50 insurance scale.
- 05 The use of RME and FAME (bio diesel) is not possible.
- 06 Thanks to the knock control, unleaded petrol (at least 95 RON) can be used instead of unleaded Super plus petrol – with a small reduction in torque.
- 07 Official fuel consumption according to EU Directive 99/94. The consumption calculation according to 1999/100/EC is based on the actual unladen weight of the vehicle. Additional specifications can lead to a higher weight class and hence to consumption figures of this higher weight class. The driving style, road and traffic conditions, environmental influences and vehicle condition can in practice lead to consumption figures, which may differ from those calculated with this standard.
- 08 The weight of a vehicle will influence the level of CO₂ emission it produces; as a result, vehicles with higher levels of specification and factory-fitted options may emit higher levels of CO₂.
- 09 Maximum luggage capacity in litres is measured using 200 x 100 x 50 mm blocks.

TECHNICAL SPECIFICATION.

LONG WHEELBASE – 3.0 V6 TDI 4MOTION

NOTES.

	Automatic tiptronic
--	---------------------

ENGINE	
Engine type	6 cylinder diesel
Cubic capacity, ltrs/cc	3.0/2967
Max. output, PS ⁽⁰¹⁾ /kW at rpm	240/176 4000
Max. torque, lbs.ft/Nm at rpm	369/500 1500
Gearbox	6 speed auto tiptronic

WEIGHTS, KGS	
Unladen weight ⁽⁰²⁾	2315
Gross vehicle weight	2830
Payload ⁽⁰²⁾	590
Axle load limit: Front Rear	1490 1370

TRAILER LOAD LIMITS, KGS ⁽⁰³⁾	
Braked 12% incline	2500
Unbraked	750
Towbar load limit	100
Maximum roof load	100

PERFORMANCE	
Top speed, mph (km/h) (where law permits)	147 (237)
Acceleration, seconds 0 - 62 mph	8.6
ABI insurance group 1 - 20 (1 - 50) ⁽⁰⁴⁾	16 (45E)

	Automatic tiptronic
--	---------------------

ENVIRONMENTAL INFORMATION	
Fuel grade, minimum	Diesel 51 CN ⁽⁰⁵⁾
Fuel tank capacity, galls/ltr	19.7/90
Official fuel consumption, mpg/ltr per 100 km ⁽⁰⁷⁾	
Urban	23.5/12.0
Extra-urban	39.2/7.2
Combined	31.4/9.0
Official CO ₂ emission, g/km ⁽⁰⁸⁾	239
Emission class	EURO 5
Noise, dB	70

MAXIMUM LUGGAGE CAPACITY, LITRES ⁽⁰⁹⁾	500
---	-----

EXTERIOR DIMENSIONS	
Width – excluding door mirrors, mm	1903
Width – opened front/rear doors, mm	3906/3969
Height – opened bonnet/floor, mm	1888
Height – opened tailgate/floor, mm	1749
Front/rear track width, mm	1628/1612
Length, mm	5175
Height, mm	1450
Wheelbase, mm	3001

INTERIOR DIMENSIONS	
Front elbow width, mm	1562
Effective front head room, mm	945
Effective rear head room, mm	969
Rear elbow width, mm	1524

- The maximum power output figures are quoted in PS (or Pferdestärke, which is the metric equivalent of horsepower). To convert from metric to imperial horsepower, divide the PS figure by 1.0139.
- Figures are calculated in accordance with manufacturer's criteria. Vehicle unladen weight ranges with 90% tank capacity without driver. The individual unladen weight depends on the specification of the vehicle, this then reduces the possible payload accordingly.
- With increasing altitude the engine performance diminishes. From 1,000 m above sea level and for every 1,000 m thereafter 10% of the vehicle/trailer weight (trailer weight + gross vehicle weight) must be deducted.
- Please note, from December 2009 the insurance industry will switch from the current rating system of groups 1 - 20 to a new 1 - 50 insurance scale.
- The use of RME and FAME (bio diesel) is not possible.
- Thanks to the knock control, unleaded petrol (at least 95 RON) can be used instead of unleaded Super plus petrol – with a small reduction in torque.
- Official fuel consumption according to EU Directive 99/94. The consumption calculation according to 1999/100/EC is based on the actual unladen weight of the vehicle. Additional specifications can lead to a higher weight class and hence to consumption figures of this higher weight class. The driving style, road and traffic conditions, environmental influences and vehicle condition can in practice lead to consumption figures, which may differ from those calculated with this standard.
- The weight of a vehicle will influence the level of CO₂ emission it produces; as a result, vehicles with higher levels of specification and factory-fitted options may emit higher levels of CO₂.
- Maximum luggage capacity in litres is measured using 200 x 100 x 50 mm blocks.

TECHNICAL SPECIFICATION.

LONG WHEELBASE – 6.0 W12 4MOTION

NOTES.

	Automatic tiptronic
--	---------------------

ENGINE	
Engine type	12 cylinder petrol
Cubic capacity, ltrs/cc	6.0/5998
Max. output, PS ⁽⁰¹⁾ /kW at rpm	450/331 6050
Max. torque, lbs.ft/Nm at rpm	413/560 2750
Gearbox	5 speed auto tiptronic

WEIGHTS, KGS	
Unladen weight ⁽⁰²⁾	2433
Gross vehicle weight	2910
Payload ⁽⁰²⁾	552
Axle load limit: Front Rear	1550 1390

TRAILER LOAD LIMITS, KGS ⁽⁰³⁾	
Braked 12% incline	2400
Unbraked	750
Towbar load limit	100
Maximum roof load	100

PERFORMANCE	
Top speed, mph (km/h) (where law permits)	155 (250)
Acceleration, seconds 0 - 62 mph	6.1
ABI insurance group 1 - 20 (1 - 50) ⁽⁰⁴⁾	20 (50E)

	Automatic tiptronic
--	---------------------

ENVIRONMENTAL INFORMATION	
Fuel grade, minimum	Unleaded 95 RON ⁽⁰⁶⁾
Fuel tank capacity, galls/ltr	19.7/90
Official fuel consumption, mpg/ltr per 100 km ⁽⁰⁷⁾	
Urban	21.4/13.2
Extra-urban	26.9/10.5
Combined	19.5/14.5
Official CO ₂ emission, g/km ⁽⁰⁸⁾	348
Emission class	EURO 5
Noise, dB	70

MAXIMUM LUGGAGE CAPACITY, LITRES ⁽⁰⁹⁾	500
---	-----

EXTERIOR DIMENSIONS	
Width – excluding door mirrors, mm	1903
Width – opened front/rear doors, mm	3906/3969
Height – opened bonnet/floor, mm	1888
Height – opened tailgate/floor, mm	1749
Front/rear track width, mm	1628/1612
Length, mm	5175
Height, mm	1450
Wheelbase, mm	3001

INTERIOR DIMENSIONS	
Front elbow width, mm	1562
Effective front head room, mm	945
Effective rear head room, mm	969
Rear elbow width, mm	1524

- The maximum power output figures are quoted in PS (or Pferdestärke, which is the metric equivalent of horsepower). To convert from metric to imperial horsepower, divide the PS figure by 1.0139.
- Figures are calculated in accordance with manufacturer's criteria. Vehicle unladen weight ranges with 90% tank capacity without driver. The individual unladen weight depends on the specification of the vehicle, this then reduces the possible payload accordingly.
- With increasing altitude the engine performance diminishes. From 1,000 m above sea level and for every 1,000 m thereafter 10% of the vehicle/trailer weight (trailer weight + gross vehicle weight) must be deducted.
- Please note, from December 2009 the insurance industry will switch from the current rating system of groups 1 - 20 to a new 1 - 50 insurance scale.
- The use of RME and FAME (bio diesel) is not possible.
- Thanks to the knock control, unleaded petrol (at least 95 RON) can be used instead of unleaded Super plus petrol – with a small reduction in torque.
- Official fuel consumption according to EU Directive 99/94. The consumption calculation according to 1999/100/EC is based on the actual unladen weight of the vehicle. Additional specifications can lead to a higher weight class and hence to consumption figures of this higher weight class. The driving style, road and traffic conditions, environmental influences and vehicle condition can in practice lead to consumption figures, which may differ from those calculated with this standard.
- The weight of a vehicle will influence the level of CO₂ emission it produces; as a result, vehicles with higher levels of specification and factory-fitted options may emit higher levels of CO₂.
- Maximum luggage capacity in litres is measured using 200 x 100 x 50 mm blocks.

THE TECHNOLOGY.

ENGINES

- 3.0 litre/240 PS⁽⁰¹⁾ (176 kW) V6 diesel engine. 6 cylinder 'V' engine, two overhead camshafts per cylinder bank, four valves per cylinder, turbocharger with variable turbine geometry, valve drive through roller valve levers, injection system of the third generation with Piezo inline injectors and 1,600 bar injection pressure, diesel particle filter
- 6.0 litre/450 PS⁽⁰¹⁾ (331 kW) W12 petrol engine. 12 cylinder aluminium 'W' engine with dual-duct magnesium intake manifold, two overhead camshafts per cylinder head, four valves per cylinder, aluminium cylinder crankcase, two V6 engines each with a cylinder bank angle of 15° are combined at 72° on a common crankshaft to form a W12 engine

BRAKES

- 3.0 V6 TDI 4MOTION: Front axle brakes, two-piston floating caliper brakes
- 6.0 W12 4MOTION: Front axle brakes, eight-piston fixed caliper brakes, four brake pads
- Rear axle brakes: one-piston floating caliper brakes with integral parking brake
- Foot-operated parking brake acts on rear wheels
- Ventilated disc brakes, front and rear
- Hydraulic dual circuit brakes with brake servo
- ABS (Anti-lock Braking System) with EBD (Electronic Brake-pressure Distribution)

RUNNING GEAR

- Front and rear independent suspension
- Front and rear anti-roll bar
- CDC air suspension with automatic self-levelling system and height adjustment as well as continuous, speed-related electronic damper control
- Turning circle: 12 metres


TRANSMISSION

- 3.0 V6 TDI 4MOTION:
Six speed automatic tiptronic gearbox.
Permanent four-wheel drive, using torsen differential
- 6.0 W12 4MOTION:
Five speed automatic tiptronic gearbox.
Permanent four-wheel drive, using torsen differential

STEERING

- Smooth steering: high-quality control and electronics
- Rack and pinion steering with power assistance
- Speed-dependent Servotronic steering

EXTERIOR DIMENSIONS



() LWB figures.

THE OWNERSHIP EXPERIENCE.

Owning and driving a Phaeton is an extremely rewarding experience. It's not just the performance, build quality, comfort and practicality that satisfies, the level of after-sales support is also exemplary. To deliver such high levels of service, we've introduced a network of specialist service outlets, all having the necessary specialist equipment and high levels of skills required to look after your car.

Within each specialist service outlet we have introduced a new team member. Licensed Technicians meet the highest standards within their field for professionalism, skill and knowledge. Our aim is to make buying and looking after your car more enjoyable.

When it comes to servicing, we appreciate that it may be more convenient for us to visit you. So, whether you're at home or the office, one quick and easy phone call is all it takes to arrange for a convenient collection and delivery.

Naturally, we'll provide you with a replacement car from Volkswagen's luxury car range. We have also set up a dedicated telephone line for Phaeton owners. Our Luxury Car Support Centre is open six days a week, and is a single point of contact for Phaeton owners.



VOLKSWAGEN SERVICE FOR YOUR PEACE OF MIND.

All Volkswagen Phaetons come with a three-year/60,000 miles warranty, which protects your car against the failure of most mechanical and electrical components due to manufacturing defects. This comprises a two-year manufacturer's warranty with unlimited mileage plus a further one-year/60,000 miles (whichever is soonest) Retailer Warranty. Should the mileage exceed 60,000 miles within the first two years, the manufacturer's two-year warranty will still be valid. If an additional warranty for subsequent years or higher mileage is desired, it may be purchased from an authorised Volkswagen luxury car specialist retailer or repairer; however, this additional warranty must be purchased before the mileage reaches 60,000*. Full details of the three-year warranty are available from your authorised Volkswagen retailer or repairer.

* All warranty work must be completed by an authorised Volkswagen luxury car specialist retailer or repairer.

Three-year Paint Warranty. The paintwork of the Phaeton is covered against manufacturing defects for a period of three years. Naturally, the Phaeton must be cared for in compliance with the operating instructions which will be found in your vehicle handbook. Please consult your authorised Volkswagen luxury car specialist retailer or repairer for full warranty details.

12-year Body Protection Warranty. The internal body sections and panels of the Phaeton are covered against rusting through from the inside for 12 years. Naturally, the Phaeton must be cared for in compliance with the operating instructions. Please consult your authorised Volkswagen luxury car specialist retailer or repairer for full warranty details.

Approved Accessories. A comprehensive range of accessories from alloy wheels to carpet mats is available to complement the factory-fitted option list. Volkswagen Approved accessories purchased from and fitted by your authorised Volkswagen luxury car specialist retailer at the point of vehicle sale will also benefit from the three-year vehicle warranty.

Extended Warranty. You may purchase additional protection from your authorised Volkswagen luxury car specialist retailer or contact 0870 9000 115.

Volkswagen Insurance[‡]. Competitive and comprehensive motor insurance designed especially for Volkswagen drivers. All new and Approved Used Volkswagens come with complimentary seven-day cover upon request – we'll e-mail a cover note straight to your retailer, enabling them to tax your car easily. This way, you can drive straight out of the showroom. Taking out annual cover is easy and it can start when the seven-day cover expires. For more information contact your authorised Volkswagen luxury car specialist retailer or repairer or call 0800 051 3136.

[‡] Volkswagen Insurance is underwritten and administered by Zurich Insurance Company. Volkswagen Insurance is a trading name of Volkswagen Insurance Service (Great Britain) Limited which is an appointed representative of Volkswagen Financial Services (UK) Limited. Zurich Insurance Company and Volkswagen Financial Services (UK) Limited are both authorised and regulated by the Financial Services Authority.

Tax Free Sales. For full details, please contact your authorised Volkswagen luxury car specialist retailer.

Service Intervals. Volkswagen are pleased to offer you a choice on how your Phaeton is serviced. The appropriate selection is entirely dependent on how the car is likely to be driven and its general use. To help you identify which type of service would be most suitable, please refer to the following guide.

The Time and Distance Service is recommended for vehicles that will cover less than 10,000 miles in 12 months and if the vehicle is likely to be used in the following way:

- Predominantly urban driving, short journeys with frequent cold starts.
- Activities regularly producing high engine loading, e.g. frequent hill climbs, driving with vehicle fully loaded and towing.
- Uneconomical driving style using high rpms with heavy acceleration and heavy braking.

The service intervals for the Time and Distance Service are as follows:

- Oil change service
Every 10,000 miles/1 year (whichever is soonest).
- Interval service
Every 20,000 miles/2 years (whichever is soonest).
- Inspection service
Every 40,000 miles/3 years (whichever is soonest).

The LongLife Service is recommended for vehicles with a daily mileage of more than 25 miles where the vehicle is driven regularly mainly on longer distance journeys. The vehicle is driven mainly at a constant speed with minimum vehicle and engine loading, minimal towing and driven in an economical manner.

With the LongLife Service the vehicle can cover anywhere between 10,000[†] and a maximum of 18,000[†] miles or 24 months (whichever is soonest) between oil changes. Inspection service is typically in the third year of ownership and thereafter every second year, for vehicles with an approximate annual mileage of 10,000 miles.

[†] Please note that mileages are approximate as the service indicator system uses kilometres as the distance measurement. Please consult your authorised Volkswagen luxury car specialist retailer or repairer for advice and full details.

CO₂ Emission. The weight of a vehicle will influence the level of CO₂ emission it produces; as a result, vehicles with higher levels of specification and factory-fitted options may emit higher levels of CO₂.

The CO₂ figure quoted for each vehicle is the maximum possible. The unladen weight of the vehicle is calculated by range at the time of manufacture and the maximum possible CO₂ emission for that weight range is applied according to the Council Directive 80/1268EEC as amended by Commission Directive 1999/100/EC on the approximation of the laws of the member states relating to the carbon dioxide emissions and the fuel consumption of motor vehicles.

Please Note: Some illustrations in this book do not necessarily reflect UK specifications and may not be available. In particular, controls and some items of equipment are positioned differently for the UK.

The specifications contained in this book are for information purposes only and are subject to change. If you require any specific feature, you must consult your authorised Volkswagen luxury car specialist retailer who is regularly updated with any change in specification. Please check model availability and full specification details with your authorised Volkswagen luxury car specialist retailer prior to ordering.

Note: We would like to advise you that telephone calls to the Luxury car support centre may be monitored and recorded as part of our training and quality assurance processes. All our monitoring and recording processes meet Ofcom regulations.

VOLKSWAGEN SERVICE FOR YOUR PEACE OF MIND (CONTINUED).

Approved Used Cars. Confidence, peace of mind, reassurance. These are the virtues of buying an Approved Used car because every car has, or is supported by:

- Multipoint inspection
- Comprehensive reconditioning and valeting
- Mileage verification
- Vehicle validation check
- Volkswagen Approved Warranty
- Volkswagen Roadside Assistance†
- 30-day/1,000 miles exchange policy‡

† Cars up to three years old are covered by Volkswagen Roadside Assistance. This can be purchased separately for cars over three years old.

‡ Terms and conditions apply, please ask for full details.

And for Approved Used Volkswagens, a service history check and certificate are also provided. When it comes to buying a used car, it's important that you can be confident in its mechanical condition, mileage and history. The Volkswagen Approved Used scheme should help put your mind at ease. Every Approved Used car for sale will have passed a rigorous inspection, and any problems found will have been rectified before the car is made ready for sale. For your extra peace of mind, it will be covered by a 12-month warranty and a 30-day/1,000 miles exchange policy.

Comprehensive cover from Volkswagen Roadside Assistance. Your Phaeton is covered by the excellent support service of Volkswagen Roadside Assistance for the first three years after registration. This is a 24 hour, 365 days a year pan-European emergency home and roadside recovery service manned by professional multilingual staff. It's not just there for the unlikely event of a breakdown, Volkswagen Roadside Assistance can ease the uncertainty following an accident or the inconvenience should you run out of fuel or lose your keys. You will benefit from a priority response following your call to our dedicated team of support staff.

Volkswagen Roadside Assistance provides many benefits and complete peace of mind. For example, should you be in the unfortunate situation of a breakdown, we'll arrange overnight accommodation or onward travel for you and your passengers. In addition, there's an Accident and Legal Helpline.

Terms and conditions apply. Please see your authorised Volkswagen Luxury car specialist retailer for details and brochure.

Personal Finance Solutions. We appreciate that financial needs differ, so you'll find a team of professional advisors on hand at our specialist retailers. They will be able to offer you cost-effective, tried and trusted financial products including a range of products for both private and business consumers alike, from Volkswagen Finance*.

* Volkswagen Finance is a trading name of Volkswagen Financial Services (UK) Limited.

Maximum Peace Of Mind. To ensure you are effectively insured, Volkswagen Insurance (the trading name of Volkswagen Insurance Services Limited) offers policies developed specifically for Volkswagen drivers. The main benefit of being covered by one of the UK's largest manufacturer-approved insurance schemes is the complete peace of mind it provides. For example, should your Phaeton require repair, we guarantee it will only be completed by an authorised specialist Volkswagen retailer or repairer.