

April 2010



Commercial
Vehicles

Passenger carriers



Welcome.

Over the years, we've worked hard to establish Volkswagen Commercial Vehicles as a dependable, well-respected Brand. There is an indefinable robustness that distinguishes both our products and our organisation from others. It's founded in the twin reality of premium quality vehicles on the road, and down-to-earth assistance in our day-to-day dealings with our customers. We want you to have the confidence that wherever you are, whatever business you're in, Volkswagen can be relied on to deliver.

But we're not complacent. We are still working to improve our network of Van Centres, the product range, and of course, the level of customer care. We want to help you find the right vehicle for your business, and the right level of support for you. So if you need assistance, please, just ask.



Contents.



02 - 07
Welcome to Volkswagen Commercial Vehicles, introduction and importantly your quick reference guide.



08 - 13
The passenger carrier range – which model is for me?



14 - 15
A summary of the passenger carrying vehicles in our range.



16 - 25
The Volkswagen Caddy Maxi window van, standard specifications, prices, factory options and technical data.



26 - 35
The Volkswagen Caddy Maxi Life, standard specifications, prices, factory options and technical data.



36 - 51
The new Volkswagen Transporter window van, standard specifications, prices, factory options and technical data.



52 - 63
The new Volkswagen Transporter shuttle, standard specifications, prices, factory options and technical data.



64 - 75
The new Volkswagen Caravelle, standard specifications, prices, factory options and technical data.



76 - 89
The Volkswagen Crafter window van, standard specifications, prices, factory options and technical data.



90 - 93
Paint and upholstery for the passenger carrying vehicles range and a comprehensive choice of Volkswagen Commercial Vehicle accessories.



94 - 96
Services, warranties, our dedicated Van Centre network and a useful 'build your vehicle' sheet.



Introduction.

Transporting passengers is a specialist business, and there are a number of basic questions you'll need to answer before you start.

How many seats will you need? What level of comfort do you require? How important is fuel consumption? What about servicing, warranties, available accessories and of course, finance options?

All these, and many other questions, need to be answered before you can make an informed decision. One that's right for your business. And because the Volkswagen Commercial Vehicle range gives you such a wide choice, you're sure to get exactly what you need.

This brochure aims to make that process as easy as possible. We suggest you keep the 'Quick reference guide' and 'Build your vehicle' pages open as you browse to help you in your choice. So let's go to work...

Passenger carriers quick reference guide.

Model and price guide*	Seats available	Side sliding doors as standard	Fuel consumption** mpg (l/100km)	CO ₂ emissions (g/km)
Caddy Maxi window van £13,700.00 – £15,500.00		2	34.0 (8.3) to 52.3 (5.4)	164 to 182
Caddy Maxi Life £13,964.78 – £15,682.17		2	34.0 (8.3) to 52.3 (5.4)	164 to 182
New Transporter window van short wheelbase with low roof £17,000.00 – £22,565.00		1	27.7 (10.2) to 46.3 (6.1)	193 to 214
New Transporter shuttle S short wheelbase £20,400.00 – £24,255.00		2	27.7 (10.2) to 46.3 (6.1)	193 to 211
New Transporter shuttle SE short wheelbase £22,400.00 – £25,705.00		2	27.7 (10.2) to 46.3 (6.1)	193 to 211
New Transporter window van short wheelbase with optional medium roof £17,420.00 – £23,075.00		1	27.7 (10.2) to 46.3 (6.1)	193 to 214
New Transporter window van long wheelbase with low roof £18,590.00 – £23,055.00		1	27.7 (10.2) to 46.3 (6.1)	193 to 214
New Transporter shuttle S long wheelbase £20,990.00 – £24,845.00		2	27.7 (10.2) to 46.3 (6.1)	193 to 211
New Transporter shuttle SE long wheelbase £22,990.00 – £26,295.00		2	27.7 (10.2) to 46.3 (6.1)	193 to 211



Model and price guide*	Seats available	Side sliding doors as standard	Fuel consumption** mpg (l/100km)	CO ₂ emissions (g/km)
New Transporter window van long wheelbase with optional medium roof £20,160.00 – £23,565.00		1	27.7 (10.2) to 46.3 (6.1)	193 to 214
New Transporter window van long wheelbase with optional high roof £20,570.00 – £23,995.00		1	27.7 (10.2) to 42.2 (6.7)	203 to 221
New Caravelle SE short wheelbase £25,923.62 – £29,753.40		2	27.2 (10.4) to 43.5 (6.5)	199 to 216
New Caravelle SE long wheelbase £26,774.68 – £29,795.96		2	27.2 (10.4) to 43.5 (6.5)	199 to 216
New Caravelle Executive short wheelbase £28,221.49 – £32,051.28		2	27.2 (10.4) to 43.5 (6.5)	199 to 216
Crafter medium wheelbase with optional low roof £23,300.00 – £26,220.00		1	20.2 (14.0) to 35.8 (7.9)	255 to 267
Crafter medium wheelbase with high roof £24,100.00 – £27,020.00		1	20.2 (14.0) to 35.8 (7.9)	255 to 267
Crafter long wheelbase with high roof £24,920.00 – £27,840.00		1	20.2 (14.0) to 35.8 (7.9)	255 to 267



Fuel consumption and CO₂ emissions figures are not available for vehicles with optional roof heights.

* Prices exclude VAT, OTR package and optional equipment other than seat packs and/or roof packs where applicable.

** Fuel consumption figures are combined urban and extra urban at constant 56mph (90km/h). With 50% payload and 60 litre fuel capacity Caddy Maxi models or 80 litre fuel capacity all other models.



01

The Volkswagen passenger carrier range.

What a range it is! For starters, we're the only manufacturer with an automatic gearbox on a diesel engine available across the whole of the range. Not only that, but we have a whole host of engine options, seating options, equipment options and so on. But which one is the right vehicle to choose from such a wide range? After all we have everything from the flexible Caddy Maxi window van to the elegant Caddy Maxi Life; from the comfortable, yet practical new Transporter to the spacious Crafter window van.

Dependability is built into the very fabric of the Volkswagen Commercial Vehicles' offering. So is quality. So you don't have to worry about it – you can be absolutely certain that whichever model you finally choose, it'll do the job, day in, day out.

So here are a few of the benefits that come as standard:

- UK-wide Van Centre network support
- Finance options tailored to suit your business
- Seating layouts allowing from 2 to 9 seats
- Wheelchair accessibility options through the Engineered for you™ scheme
- Value-for-money parts
- LongLife servicing
- Free 3-year Volkswagen Roadside Assistance
- Wide range of accessories for all models
- High residual values*.

* According to industry influencers.



02



03



So which model is for me?

You probably already know roughly how many passengers you need to carry. What level of service are you offering – executive transfer, taxi, or minibus? If you're a fleet manager, then you'll probably need a variety of options!

Remember, though, that there is some cross-over between the ranges. For example, the Caddy Maxi window van may be as equal to your needs as the smallest new Transporter, and the smallest Crafter may be more suitable than the biggest Transporter. The new Transporter window van is elegant, adaptable and highly efficient, and you also have the option of the stylish new Transporter shuttle or the unique new Caravelle, with its amazingly flexible interior. The 'Quick reference guide' on page 6 will come in handy to help you make your choice.

If you want to carry more than 8 passengers plus driver, then ask at your nearest Van Centre about the Engineered for you™ scheme of Accredited Converters. This brochure only covers standard passenger-carrying vehicles. There are separate brochures available for our panel van and chassis and double cab ranges. There is also an accessories brochure for you to further enhance your van. In addition, there is also a new Caravelle and new California brochure and price list.

Now let's take a more detailed look at each model in the passenger-carrying range so you can begin to make your choice...



Safety is a priority.


Your safety is such a vital factor that it is built-in, both with the integral construction of the vehicles, and in the features we include to protect the occupants. A long list of safety and security features applies to every vehicle, but may vary according to model specifications.

Features such as the 4MOTION® all-wheel drive system to maintain traction in poor driving conditions, front and rear parking sensors, and anti-theft protection for added security, all offer particular assistance and protection when you're out on the road. Passive safety features include a driver's airbag which is standard across the range with the option of passenger, side and curtain airbags.











These are some of the safety features available, but please refer to particular model specifications for which feature is available on which model:











- ABS*
- TCS*
- EBC*
- EBD*
- ESP*
- Driver and passenger airbags
- Side and curtain airbags
- Third brake light
- Automatic hazard lights activation under emergency braking standard on new Transporter and Crafter.


Add to all these independent suspension, stable road holding and responsive engines and you can be sure that you'll be as safe as we can make you. The rest is up to you!



Summary of the Volkswagen passenger carrier range.

Model	Gross vehicle weight up to kg	Wheelbase mm			
Caddy Maxi window van.					
C20	2,360	3,002			
Caddy Maxi Life.					
C20	2,370	3,002			
Model	Gross vehicle weight kg	Wheelbase mm	Window van low roof	Window van medium roof	Window van high roof
New Transporter window van.					
T30	3,000	3,000			
		3,400			
T32	3,200	3,000			
		3,400			

Model	Gross vehicle weight kg	Wheelbase mm			
New Transporter shuttle.					
Shuttle S	3,000	3,000			
		3,400			
Shuttle SE	3,000	3,000			
		3,400			
Model	Gross vehicle weight kg	Wheelbase mm			
New Caravelle.					
SE		3,000			
		3,400			
Executive		3,000			
Model	Gross vehicle weight kg	Wheelbase mm	Window van low roof	Window van high roof	
Crafter.					
CR35	3,500	3,665			
		4,325			

 Indicates models fitted with optional equipment.

The Volkswagen Caddy Maxi window van.



When you need plenty of room for passengers and load alike the Caddy Maxi window van is the ideal solution.

With an interior that is built to withstand the rigours of daily use, its flexible design allows comfortable seating for up to five whilst extra load space can be created quickly and easily by simply folding the rear seats forward. This transformation increases the generous 1.6m³ load space to a cavernous 3.9m³ to accommodate whatever you have to throw at it.

And with a choice of two powerful and economical 'Pumpe Duese' (PD) diesel engines, the Caddy Maxi window van will cruise effortlessly on the motorway and be frugal around town.

Access to the rear seating for your passengers couldn't be easier as the Caddy Maxi window van boasts two wide side sliding doors. Getting your load in and out couldn't be easier either as entry to the rear is gained through a large tailgate. And to make sure your load is safe and secure there are four lashing rings provided.

The Caddy Maxi window van boasts a host of features (including a CD player as standard) that are too many to mention here, that makes it a pleasure to drive.

A full list of all these features can be found on the following pages, but this is an overview of what the Caddy has to offer:

- Load volume up to 3.9m³
- Payload up to 713kg
- Large tailgate
- 700mm wide sliding side doors, left and right
- Seats up to five including driver
- Choice of two diesel engines
- ABS*, EBC*, EBD* and TCS*.

* Please refer to the glossary on page 97 of this brochure.



Volkswagen Caddy Maxi window van standard specifications.

Body.

- 60 litre lockable fuel tank
- Black wheel centre caps
- Externally adjustable exterior mirrors:
 - Aspherical on driver's side
 - Convex on passenger's side
- Front and rear towing eyes
- Grey bumpers
- Heat reflective glass
- Jack and tool kit with steel spare wheel
- Partially galvanised all-steel body
- Roof load rack preparation
- Side sliding door on left and right
- Tailgate with heated rear window and wash/wipe

Interior.

- Cab area:**
 - 2 folding and pivoting sun visors
 - Carpet floor covering
 - Driver's seat with height, reach and rake adjustment
 - 'Fifty-five' art grey fabric seat covers
 - Grab handles on roof frame
 - Interior light in headliner
- Passenger seat with reach and rake adjustment
- Storage:
 - 2 storage trays in dash panel
 - 4 drinks holders and storage compartment in centre console
 - Open glove compartment
 - Overhead storage
- Rear:**
 - 2 door-activated interior lights
 - 3 seat bench split/folding
 - Carpet floor covering
 - Interior roof trim in hardboard

Functional.

- 12V socket
- Digital clock
- Dimmable dashboard illumination
- Manually controlled heating system with dust and pollen filter and air recirculation
- Radio/single CD player, MP3 compatible with 2 wideband speakers
- Remote central locking with deadlocks, internal locking switch and 1 remote key
- Rev counter
- Warning buzzer for lights left on
- Windscreen wiper with variable intermittent delay and wash/wiper system

Technical.

- Front and rear axle:
 - Anti-roll bars, front and rear
 - Front McPherson strut suspension
 - Rear rigid axle with single layer leaf springs
 - Telescopic shock absorbers
- Hydraulic brake system with disc brakes and ABS: Anti-lock Braking System
- Power steering – hydraulic (on 104PS engine)
- Power steering – electro mechanical speed dependent (on 140PS engine)
- Steel wheels: 6.0J x 15 (on 104PS engine)
- Steel wheels: 6.0J x 16 (on 140PS engine)
- Tyres: 195/65 R15 (on 104PS engine)
- Tyres: 205/55 R16 (on 140PS engine)

Safety and security.

- 3rd brake light
- ABS: Anti-lock Braking System
- Breaksafe steering wheel lock
- Driver and front passenger airbags
- EBC: Engine Braking Control
- EBD: Electronic Brakeforce Distribution
- Electronic Immobiliser 'Transponder'
- Halogen main headlights with range control
- Height adjustable head restraints
- Height adjustable seat belts for cab seats
- Height and rake adjustable safety steering column
- Rear fog lights
- Rear-view mirror with anti-dazzle function
- TCS: Traction Control System
- Three-point tensioning inertia reel seat belts (cab only)



1st row 3-seater bench seat.



Radio/CD player.



Storage in driver and front passenger door.



Tailgate.



Lashing rings.



Fabric seat upholstery – 'Fifty-five'.

The Caddy Maxi window van.
Bucket loads of space to carry your valuables.

Caddy Maxi window van recommended retail prices.

Model	Manufacturer's RRP					Ins. group**		
	Basic retail excluding VAT £ †	VAT £ †	Total retail including VAT £ †	Total retail including OTR* excluding VAT £ †	Total retail including OTR* including VAT £ †			
Caddy Maxi window van.								
C20	104PS TDI PD	1.9 l 2KJC42	13,700.00	2,397.50	16,097.50	14,480.00	16,977.25	4A
	104PS TDI PD DSG DPF	1.9 l 2KJC43	15,100.00	2,642.50	17,742.50	16,025.00	18,767.25	4A
	140PS TDI PD DPF	2.0 l 2KJC64	15,500.00	2,712.50	18,212.50	16,375.00	19,187.25	4A

† Calculated at 17.5% on all products.

** Insurance group: As advised by the Association of British Insurers (ABI). Please see www.thatcham.org/abigrouprating for more information.

*OTR (on the road) package for 104PS Caddy Maxi window van (band G) includes the following:

Delivery to retailer	£550.00
Number plates	£20.00
VAT	£99.75
Road fund licence	£155.00
First registration fee	£55.00
Total	£879.75

*OTR (on the road) package for 104PS DSG Caddy Maxi window van (band I) includes the following:

Delivery to retailer	£550.00
Number plates	£20.00
VAT	£99.75
Road fund licence	£300.00
First registration fee	£55.00
Total	£1,024.75

*OTR (on the road) package for 140PS Caddy Maxi window van (band H) includes the following:

Delivery to retailer	£550.00
Number plates	£20.00
VAT	£99.75
Road fund licence	£250.00
First registration fee	£55.00
Total	£974.75

CO₂ emissions-based Vehicle Excise Duty.

Vehicle Excise Duty (Road Fund Licence) is based upon the type of fuel a vehicle uses and its carbon dioxide (CO₂) emissions, measured in grams per kilometre (g/km).

Bands	First Year Rate	Ongoing
A – up to 100 g/km	£0.00	£0.00
B – 101 to 110 g/km	£0.00	£20.00
C – 111 to 120 g/km	£0.00	£30.00
D – 121 to 130 g/km	£0.00	£90.00
E – 131 to 140 g/km	£110.00	£110.00
F – 141 to 150 g/km	£125.00	£125.00
G – 151 to 165 g/km	£155.00	£155.00
H – 166 to 175 g/km	£250.00	£180.00
I – 176 to 185 g/km	£300.00	£200.00
J – 186 to 200 g/km	£425.00	£235.00
K – 201 to 225 g/km	£550.00	£245.00
L – 226 to 255 g/km	£750.00	£425.00
M – over 255 g/km	£950.00	£435.00



Driver's airbag.



Third brake light.



Dashboard storage.

Models subject to availability.

Caddy Maxi window van factory options.

	Caddy Maxi window van	Manufacturer's RRP		
		Basic retail excluding VAT £ †	VAT £ †	Total retail including VAT £ †
Paint options.				
Metallic paint	•	315.00	55.13	370.13
Black paint - 9000	•	280.00	49.00	329.00
Danish blue paint - 9506	•	105.00	18.38	123.38
Friesen green paint - 9644	•	105.00	18.38	123.38
Pearl paint	•	330.00	57.75	387.75
Factory fitted options.				
Alloy wheels - 15", 4 with steel spare (not 140PS)	•	390.00	68.25	458.25
Alloy wheels - 16", 4 with steel spare (140PS only)	•	670.00	117.25	787.25
Appearance pack - body coloured bumpers and wing mirrors (only with electric pack) ¹	•	200.00	35.00	235.00
AUX-IN socket - for connection to external multimedia source (not with satellite navigation)	•	25.00	4.38	29.38
CD changer - in centre console	•	300.00	52.50	352.50
Cruise control	•	185.00	32.38	217.38
ESP plus ²	•	260.00	45.50	305.50
Fog lights - front (included in visibility pack A)	•	110.00	19.25	129.25
Key - 2nd, for remote locking (included with alarm packs A and B)	•	10.00	1.75	11.75
Parking sensors - rear	•	230.00	40.25	270.25
Privacy glass - rear	•	130.00	22.75	152.75
Rubber floor covering in cab and passenger compartment - in lieu of carpet	•	200.00	35.00	235.00
Satellite navigation A - colour touch screen (CD), includes trip computer ³ (not with AUX-IN socket)	•	800.00	140.00	940.00
Steering wheel - leather trimmed, multi-function with trip computer	•	290.00	50.75	340.75
Towbar - fixed ball with 13 pin socket ⁴	•	325.00	56.88	381.88
Trip computer (included with satellite navigation and steering wheel - leather)	•	120.00	21.00	141.00
Tyres - all weather	•	110.00	19.25	129.25

Options packs.

Alarm pack A - perimeter with back-up horn (includes 2nd key for remote locking)	•	140.00	24.50	164.50
Alarm pack B - with interior (cab only) and tow away protection (includes 2nd key for remote locking)	•	170.00	29.75	199.75
Cab comfort pack ⁵	•	200.00	35.00	235.00
Electric pack - electric windows and electrically heated and adjustable mirrors	•	280.00	49.00	329.00
Smoking pack - ashtray and cigarette lighter	•	15.00	2.63	17.63



15" alloy wheels.



16" alloy wheels.



Fog lights.



Visibility pack B.



'Climatic' air conditioning.



Towbar.

	Caddy Maxi window van	Manufacturer's RRP		
		Basic retail excluding VAT £ †	VAT £ †	Total retail including VAT £ †
Options packs (continued).				
Visibility pack A - front fog lights, headlight washers, heated washer jets and washer fluid level indicator	•	290.00	50.75	340.75
Visibility pack B - rain sensor, automatic dimming rear view mirror and 'coming home' function	•	105.00	18.38	123.38
Airbag packs.				
Airbag pack C - side airbags	•	160.00	28.00	188.00
Airbag pack D - thorax head airbags	•	300.00	52.50	352.50
Door packs.				
Rear door pack C - rear wing door with heated rear window and wash/wipe	•	90.00	15.75	105.75
Heating and ventilation.				
Air conditioning - 'Climatic', semi-automatic	•	780.00	136.50	916.50
Seat packs.				
Seats - leatherette upholstery	•	25.00	4.38	29.38
Seat pack A - heated driver and front passenger seats	•	205.00	35.88	240.88
Window packs.				
Window pack A - sliding windows in side sliding doors	•	320.00	56.00	376.00

- Options.
- Not available.

† Calculated at 17.5% on all products.

¹ **Appearance pack:** Restricted colours, please confirm availability with your Volkswagen Van Centre.

² **ESP plus:** Includes Driver Steering Response (DSR) and trailer stabilisation function.

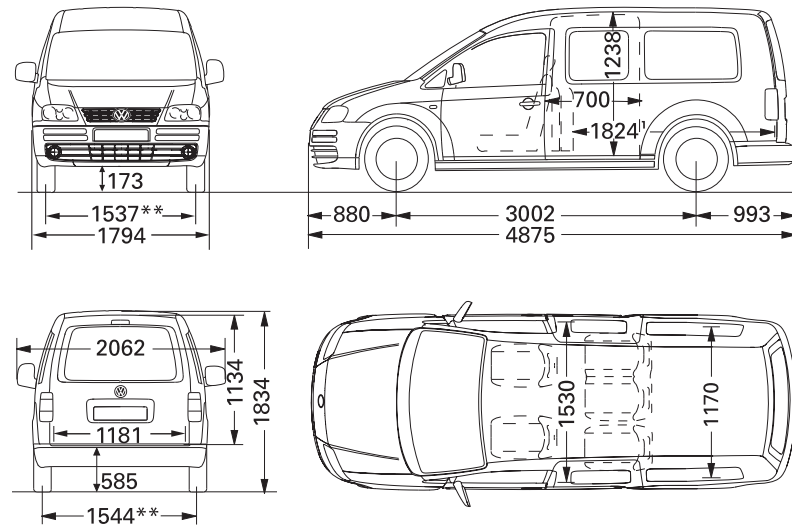
³ **Satellite navigation:** Replaces radio, includes RDS radio function with single CD (audio CDs cannot be played when using navigation disc).

⁴ **Towbars:** An adaptor is available from Van Centres, to allow connection to twin 7 pin sockets.

⁵ **Cab comfort pack:** Height adjustable front seats, drawers under front seats, vanity mirrors and dash tray with cover.

Caddy Maxi window van dimensions and weights.

Caddy Maxi window van.



Wheelbase	3,002
Passenger compartment	
length	1,824 ¹
width	1,530
height	1,238
volume ²	1.6/3.9m ³
Lateral sliding door	
width	700
height	1,108
Rear tailgate	
width	1,181
height	1,134
Turning circle (wall to wall)	12.2m

¹ With 1st row of seats double folded forwards.
² Behind 1st row of seats/with 1st row of seats double folded forwards.
 ** -6mm, depending on wheel size.
 Dimensions in mm unless otherwise indicated.

The height measurements listed here can differ by approx. ± 50mm depending on equipment.

Model	Gross vehicle weight kg	Engine	Axle load limit front / rear kg	Trailer weight braked / unbraked* kg	Gross train weight kg	Unladen weight** kg	Payload** kg	
C20	2,280	104PS TDI PD	1.9 l	1,180 / 1,230	1,500 / 750	3,500	1,651	629
	2,280	104PS TDI PD DSG	1.9 l	1,200 / 1,230	1,500 / 750	3,500	1,687	593
	2,360	140PS TDI PD	2.0 l	1,200 / 1,250	1,500 / 750	3,500	1,681	679

The payload includes the driver at 75kg. Actual weights may vary by model specification.
 Roof load limit: Caddy Maxi window van 100kg.
 Trailer nose weight limit: Caddy Maxi window van 80kg.

* For 12% gradient.

** Unladen weight and payload includes approximately 90% fuel load and 75kg for driver.
 Payload = gross vehicle weight - unladen weight.

Weights are for vehicles with standard specification. The addition of factory options or Volkswagen Van Centre fitted accessories may affect unladen weight and payload.

Caddy Maxi window van fuel consumption and performance.

Engine	Urban mpg (l/100km)	Extra urban mpg (l/100km)	Combined mpg (l/100km)	CO ₂ emissions (g/km)	Acceleration 0-62 mph	Top speed (where the law permits) mph
Caddy Maxi window van.						
104PS TDI PD	1.9 l	36.7 (7.7)	52.3 (5.4)	45.6 (6.2)	164	102
104PS TDI PD DSG	1.9 l	34.0 (8.3)	47.1 (6.0)	40.9 (6.9)	182	103
140PS TDI PD	2.0 l	36.2 (7.8)	51.4 (5.5)	44.8 (6.3)	167	116

Fuel consumption figures for Caddy Maxi window van with 5 seats and a 60 litre fuel tank capacity.
 The performance figures listed above apply to vehicles with 5-speed or 6-speed manual gearbox and DSG semi-automatic gearbox, without optional extras.

Caddy Maxi window van engine specifications.

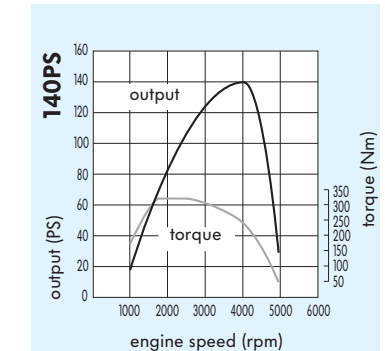
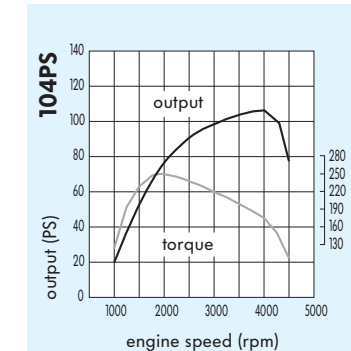
	104PS TDI PD	140PS TDI PD
Engine type	Transverse, water cooled in line, variable geometry turbocharger with intercooler.	
Mixture preparation/injection method	Unit injector pump direct injection.	
EU exhaust emission standard	4	
No. of cylinders	4	
Cubic capacity, cm ³	1,896	1,968
Output, PS at rpm	104 at 4,000	140 at 4,000
Torque, max. Nm/rpm	250/1,900	320/1,800 – 2,500
Diesel Particulate Filter (DPF)	- ¹	•
5-speed manual gearbox	•	-
6-speed manual gearbox	-	•
6-speed semi-automatic	-	•
DSG gearbox	• ¹	-
Front wheel drive	•	•

Electrics.

Alternator (all variants)	110A
Battery	61Ah (330A)

- Available.
- Not available.

¹ The 104PS TDI PD diesel engine with 6-speed DSG semi-automatic gearbox is equipped with a Diesel Particulate Filter (DPF) as standard.



Direct Shift Gearbox.

The award winning and highly acclaimed Direct Shift Gearbox (DSG) is unique to the commercial vehicle market and operates with two automatic clutches – while one is engaged, the other is ready and to accept the next gear. This twin clutch technology means you can change gear much faster than with a standard automatic gearbox – actually in less than four hundredths of a second.

This means that for Stop-Start round city work the DSG comes into its own, making life much easier for the driver. Of course you can still change gear manually if you prefer!



The Volkswagen Caddy Maxi Life.



The Caddy Maxi Life entices you to get in, make yourself comfortable and drive. You are spoilt with a spacious and plush interior, whether you're in the driving seat or relaxing as a passenger, it makes every journey a pleasure.

Versatility is a watch word for the Caddy Maxi Life. With two rows of rear seats and generous legroom, up to six passengers can be carried in comfort. If you require more room for larger items the 1st row of rear seats can be double-folded forwards to create that extra carrying space. The driver is cosseted with a height-adjustable seat and an adjustable steering wheel to ensure a perfect driving position.


If storage is what you need then you won't be disappointed, there is storage space in abundance. From thoughtful items like roof netting, to good sized door pockets that carry all those everyday knick-knacks.

The interior of the Caddy Maxi Life is upholstered to be stylish whilst being practical and hard-wearing. Whilst the exterior is appointed with colour-coded bumpers, door mirrors and door handles with choice from a wide range of both standard and optional paint colours.

A full list of all these features can be found on the following pages, however the list below provides an overview of what the Caddy Maxi Life has to offer:

- Seating for up to six passengers
- Large tailgate
- 700mm wide sliding side doors, left and right
- 'Climatic' semi-automatic air conditioning
- Choice of three upholstery colours
- Choice of 104PS or 140PS diesel engines
- ABS*, EBC*, EBD* and TCS*.

* Please refer to the glossary on page 97 of this brochure.



Volkswagen Caddy Maxi Life standard specifications.

Body.

- 60 litre lockable fuel tank
- Black wheel centre caps
- Body-coloured bumpers and handles
- Exterior mirrors:
 - Aspherical on driver's side
 - Body-coloured
 - Convex on passenger's side
 - Electrically adjustable and heated
- Front and rear towing eyes
- Front fog lights
- Heat reflective glass
- Jack and tool kit with steel spare wheel
- Partially galvanised all-steel body
- Roof load rack preparation
- Side sliding doors left and right with sliding windows
- Tailgate with heated rear window and wash/wipe

Interior.

- Cab area:**
- 2 folding and pivoting sun visors with vanity mirrors
 - Carpet floor covering
 - Driver's seat with height, reach and rake adjustment
 - 'Duo' fabric seat covers
 - Grab handles on roof frame
 - Interior light in headliner
 - Passenger seat with reach and rake adjustment
- Storage:**
- 2 storage trays in dash panel
 - 4 drinks holders and storage compartment in centre console
 - Open glove compartment
 - Overhead storage
- Rear:**
- 2 door-activated interior lights
 - 2 seat bench in second row
 - 3 seat bench in first row split/folding
 - 4 luggage nets in roof frame
 - Carpet floor covering
 - Childlocks on sliding doors
 - Door and side comfort trim
 - 'Duo' fabric seat covers
 - Interior roof comfort trim
 - ISOFIX child seat mountings

Functional.

- 12V socket in luggage area
- 'Climatic' semi-automatic air conditioning
- Digital clock
- Dimmable dashboard illumination
- Electric front windows
- Radio/single CD player, MP3 compatible with 6 speakers
- Remote central locking with deadlocks, internal locking switch and 1 remote key
- Rev counter
- Warning buzzer for lights left on
- Windscreen wiper with variable intermittent delay and wash/wiper system

Technical.

- Front and rear axle:
 - Anti-roll bars, front and rear
 - Front McPherson strut suspension
 - Rear rigid axle with single layer leaf springs
 - Telescopic shock absorbers
- Hydraulic brake system with disc brakes and ABS: Anti-lock Braking System
- Power steering – hydraulic (on 104PS engine)
- Power steering – electro mechanical speed dependent (on 140PS engine)
- Steel wheels: 6.0J x 16
- Tyres: 205/55 R16

Safety and security.

- 3rd brake light
- ABS: Anti-lock Braking System
- Alarm with interior (cab only) and tow-away protection (includes 2nd key for remote central locking)
- Breaksafe steering wheel lock
- Driver, front passenger and side airbags
- EBC: Engine Braking Control
- EBD: Electronic Brakeforce Distribution
- Electronic Immobiliser 'Transponder'
- Halogen main headlights with range control
- Height adjustable head restraints
- Height adjustable seat belts for cab seats
- Height and rake adjustable safety steering column
- Rear fog lights
- Rear-view mirror with anti-dazzle function
- TCS: Traction Control System
- Three-point tensioning inertia reel seat belts (cab only)



'Climatic' semi-automatic air conditioning.



Radio/CD player.



Height adjustable driver's seat.



Roof storage space.



Heat-insulating windows and sliding windows.



Sliding doors to passenger compartment.

The Caddy Maxi Life.
Travel in comfort.



Caddy Maxi Life recommended retail prices.

Engine	Manufacturer's RRP					Ins. group**		
	Basic retail excluding VAT £ †	VAT £ †	Total retail including VAT £ †	Total retail including OTR* excluding VAT £ †	Total retail including OTR* including VAT £ †			
Caddy Maxi Life.								
104PS TDI PD	1.9 litre	2KJE42	13,964.78	2,443.84	16,408.62	14,744.00	17,288.37	12E
104PS TDI PD DSG DPF	1.9 litre	2KJE43	15,247.39	2,668.29	17,915.68	16,172.39	18,940.43	12E
140PS TDI PD DPF	2.0 litre	2KJE64	15,682.17	2,744.38	18,426.55	16,535.89	19,376.30	16E

† Calculated at 17.5% on all products.

** Insurance group: As advised by the Association of British Insurers (ABI). Please see www.thatcham.org/abigrouprating for more information.

*OTR (on the road) package for 104PS Caddy Maxi Life (band G) includes the following:

Delivery to retailer	£550.00
Number plates	£20.00
VAT	£99.75
Road fund licence	£155.00
First registration fee	£55.00
Total	£879.75

*OTR (on the road) package for 104PS DSG Caddy Maxi Life (band I) includes the following:

Delivery to retailer	£550.00
Number plates	£20.00
VAT	£99.75
Road fund licence	£300.00
First registration fee	£55.00
Total	£1,024.75

*OTR (on the road) package for 104PS TDI Caddy Maxi Life (band H) includes the following:

Delivery to retailer	£550.00
Number plates	£20.00
VAT	£99.75
Road fund licence	£250.00
First registration fee	£55.00
Total	£974.75

CO₂ emissions-based Vehicle Excise Duty.

Vehicle Excise Duty (Road Fund Licence) is based upon the type of fuel a vehicle uses and its carbon dioxide (CO₂) emissions, measured in grams per kilometre (g/km).

Bands	First Year Rate	Ongoing
A – up to 100 g/km	£0.00	£0.00
B – 101 to 110 g/km	£0.00	£20.00
C – 111 to 120 g/km	£0.00	£30.00
D – 121 to 130 g/km	£0.00	£90.00
E – 131 to 140 g/km	£110.00	£110.00
F – 141 to 150 g/km	£125.00	£125.00
G – 151 to 165 g/km	£155.00	£155.00
H – 166 to 175 g/km	£250.00	£180.00
I – 176 to 185 g/km	£300.00	£200.00
J – 186 to 200 g/km	£425.00	£235.00
K – 201 to 225 g/km	£550.00	£245.00
L – 226 to 255 g/km	£750.00	£425.00
M – over 255 g/km	£950.00	£435.00



2nd row of seats.



Appearance pack.



Centre console with drinks holders.

Models subject to availability.

Caddy Maxi Life factory options.

Caddy Maxi Life	Manufacturer's RRP			
	Basic retail excluding VAT £ †	VAT £ †	Total retail including VAT £ †	
Paint options.				
Metallic paint	•	319.15	55.85	375.00
Pearl paint	•	331.91	58.09	390.00
Lime - 9654 Summer Blue - 9505 Sundown Orange - 9210	•	106.38	18.62	125.00
Factory fitted options.				
Alloy wheels - 16", 4 with steel spare	•	595.74	104.26	700.00
AUX-IN socket - for connection to external multimedia source (not with satellite navigation A)	•	25.53	4.47	30.00
CD changer - in centre console	•	204.26	35.74	240.00
Cruise control	•	187.23	32.77	220.00
ESP plus ¹	•	259.57	45.43	305.00
Parking sensors - rear	•	229.79	40.21	270.00
Partition net for luggage compartment	•	114.89	20.11	135.00
Privacy glass - rear	•	131.91	23.09	155.00
Satellite navigation A - colour touch screen (CD), includes trip computer ² (not with AUX-IN socket)	•	442.55	77.45	520.00
Steering wheel - leather trimmed, multi-function with trip computer (only with satellite navigation)	•	293.62	51.38	345.00
Towbar - fixed ball with 13 pin socket ³	•	327.66	57.34	385.00
Towbar - removable ball with 13 pin socket ³	•	468.09	81.91	550.00
Trip computer (included with satellite navigation and steering wheel - leather)	•	119.15	20.85	140.00
Tyres - all weather	•	110.64	19.36	130.00
Options packs.				
Smoking pack - ashtray and cigarette lighter	•	17.02	2.98	20.00
Visibility pack A - headlight washers, heated washer jets and washer fluid level indicator	•	148.94	26.06	175.00
Visibility pack B - rain sensor, automatic dimming rear view mirror and 'coming home' function	•	106.38	18.62	125.00

Caddy Maxi Life	Manufacturer's RRP			
	Basic retail excluding VAT £ †	VAT £ †	Total retail including VAT £ †	
Airbag packs.				
Airbag pack D - thorax head airbags	•	140.43	24.57	165.00
Door packs.				
Rear door pack C - rear wing doors with windows	•	136.17	23.83	160.00
Seat packs.				
Seat pack A - heated driver and front passenger seats ⁴	•	208.51	36.49	245.00
Seat pack D - height adjustment for front passenger seat with under seat drawer	•	127.66	22.34	150.00
Window packs.				
Window pack A - fixed windows in side sliding doors	•	0.00	0.00	0.00

- Options.
- Not available.

† Calculated at 17.5% on all products.


- ¹ ESP plus: Includes Driver Steering Response (DSR) and trailer stabilisation function.
- ² Satellite navigation: Replaces radio, includes RDS radio function with single CD (audio CDs cannot be played when using navigation disc).
- ³ Towbars: An adaptor is available from Van Centres, to allow connection to twin 7 pin sockets.
- ⁴ Seat pack A: Alternator upgraded to 140A.



16" alloy wheels.




Cruise control.



ESP plus.



Net partition and rear parcel shelf.*



Parking distance sensors.



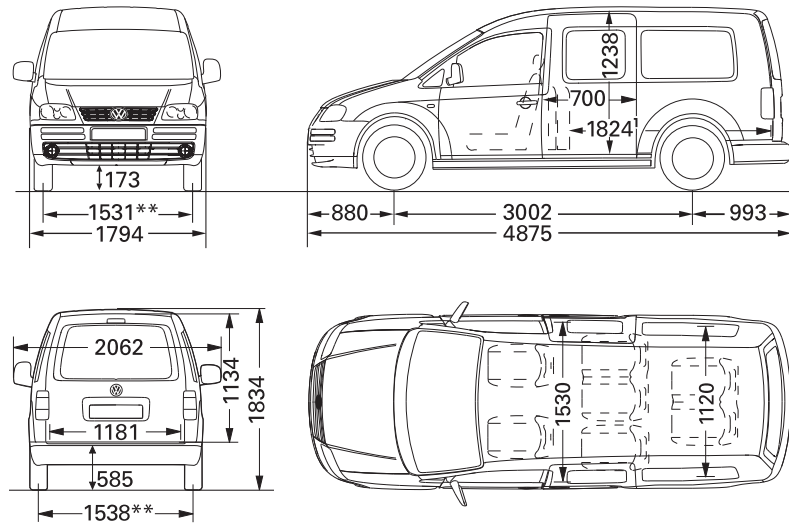
Privacy glass.

Options subject to availability.

*Vehicle shown is not available in the UK.

Caddy Maxi Life dimensions and weights.

Caddy Maxi Life.



Wheelbase	3,002
Passenger compartment	
length ¹	1,824
width	1,530
height	1,238
volume ²	0.53m ³
Lateral sliding door	
width	700
height	1,108
Rear tailgate	
width	1,181
height	1,134
Turning circle (wall to wall)	12.2m

- ¹ With 1st row of seats double folded forwards (without seats in the 2nd row).
² Up to upper edge of seat backrest with 2nd row of seats upright.
 ** +6mm, depending on wheel size.
 Dimensions in mm unless otherwise indicated.

The height measurements listed here can differ by approx. ± 50mm depending on equipment.

Gross vehicle weight kg	Engine	Axle load limit front / rear kg	Trailer weight braked / unbraked* kg	Gross train weight kg	Unladen weight** kg	Payload** kg
2,335	104PS TDI PD	1.9 t	1,180 / 1,250	3,500	1,757	578
2,370	104PS TDI PD DSG	1.9 t	1,200 / 1,250	3,500	1,792	578
2,360	140PS TDI PD	2.0 t	1,200 / 1,250	3,500	1,766	594

Roof load limit: Caddy Maxi Life 100kg.

Trailer nose weight limit: Caddy Maxi Life 80kg.

* For 12% gradient.

** Unladen weight and payload includes approximately 90% fuel load and 75kg for driver.

Payload = gross vehicle weight - unladen weight.

Weights are for vehicles with standard specification. The addition of factory options or Volkswagen Van Centre fitted accessories may affect unladen weight and payload.

Caddy Maxi Life fuel consumption and performance.

Engine	Urban mpg (l/100km)	Extra urban mpg (l/100km)	Combined mpg (l/100km)	CO ₂ emissions (g/km)	Acceleration 0-62 mph	Top speed (where the law permits) mph
Caddy Maxi Life.						
104PS TDI PD	1.9 t	36.7 (7.7)	52.3 (5.4)	45.6 (6.2)	13.5	102
104PS TDI PD DSG	1.9 t	34.0 (8.3)	47.1 (6.0)	40.9 (6.9)	13.5	103
140PS TDI PD	2.0 t	36.2 (7.8)	51.4 (5.5)	44.8 (6.3)	11.1	116

Fuel consumption figures for Caddy Maxi Life with 7 seats and a 60 litre fuel tank capacity. The performance figures listed above apply to vehicles with 5-speed or 6-speed manual gearbox and DSG semi-automatic gearbox, without optional extras.

Caddy Maxi Life engine specifications.

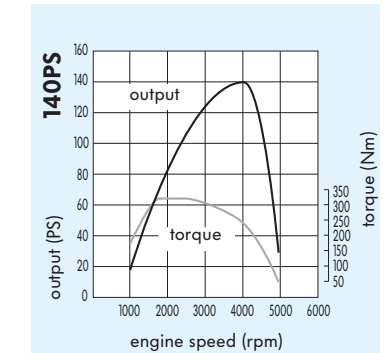
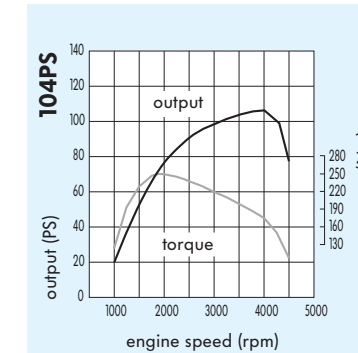
	104PS TDI PD	140PS TDI PD
Engine type	Transverse, water cooled in line, variable geometry turbocharger with intercooler.	
Mixture preparation/injection method	Unit injector pump direct injection.	
EU exhaust emission standard	4	
No. of cylinders	4	
Cubic capacity, cm ³	1,896	1,968
Output, PS at rpm	104 at 4,000	140 at 4,000
Torque, max. Nm/rpm	250/1,900	320/1,800 – 2,500
Diesel Particulate Filter (DPF)	- ¹	•
5-speed manual gearbox	•	-
6-speed manual gearbox	-	•
6-speed semi-automatic	-	-
DSG gearbox	• ¹	-
Front wheel drive	•	•

Electrics.

Alternator (all variants)	110A
Battery	61Ah (330A)

- Available.
- Not available.

¹ The 104PS TDI PD diesel engine with 6-speed DSG semi-automatic gearbox is equipped with a Diesel Particulate Filter (DPF) as standard.



Caddy Maxi Life paint and upholstery options.

Colour	Fabric	B4B4	G2G2	1C1C	F9F9	8E8E	Off-road grey metallic ¹ M3M3	5Z5Z	P6P6	3P3P	K7K7	Z4Z4
Art grey	Duo fabric	•	•	•	•	○	○	○	○	○	○	○
	Duo fabric	•	•	-	-	○	○	-	-	-	○	○
	Duo fabric	•	-	•	-	○	○	○	○	-	-	○

For paint colours and upholstery guide, please refer to pages 90 and 91.

- Available.
- Available at extra cost.
- Not available.

¹ These colours are available at extra cost.

The new Volkswagen Transporter window van.



The highly acclaimed Transporter has always been solid and dependable. Now thanks to a number of refinements, the new Transporter window van is more stylish, eye-catching and efficient than ever before, offering new levels of comfort, safety and performance.

For a start, new TDI common rail diesel engines offer significantly improved fuel economy and greatly reduced CO₂ emissions. There's also the option of a 7-speed DSG Direct Shift Gearbox, enabling you to change gear much more quickly than a standard automatic and making life much easier for the driver; and 4MOTION® four-wheel drive, ensuring safer driving in poor conditions, such as rain, snow, mud or gravel, providing greater protection for your passengers.

The restyled exterior gives the new Transporter window van a timeless, elegant appeal, and inside the new three-spoke steering wheel and re-worked dash and instrument cluster greatly enhance the driving experience, as do the CD player and driver's seat with height and lumbar adjustment.

An impressive range of standard safety features includes driver and front passenger airbags, ABS, ESP with hill hold assist, and hazard light warning activation during emergency braking, while the optional 'Lane change assist' warns of any vehicles in your blind spot, ensuring even higher levels of passenger protection. Elegant, efficient, economical, and above all else, safe – that's the new Transporter window van.

Main features of the new Transporter window van include:

- Seating for up to eight passengers, plus the driver
- 2 front and 5 rear seating configurations
- Restyled exterior and interior
- High level of standard specification
- Extensive choice of optional equipment
- 4 highly efficient TDI diesel engines from 84PS to 180PS
- Optional award-winning DSG gearbox and 4MOTION® four-wheel drive
- Short or long wheelbase
- Tailgate as standard, rear doors optional
- Left side sliding door
- Low, medium or high roof



New Transporter window van standard specifications.

Body.

- 80 litre lockable fuel tank
- Black wheel centre caps
- Externally adjustable exterior mirrors:
 - Convex on passenger's side
 - Aspherical on driver's side
- Front and rear towing eyes
- Galvanised full steel body
- Grey bumpers
- Heat reflective glass
- Tyre repair kit
- Tailgate with heated rear window and wash/wiper system

Interior.

- | | | |
|--|---|--|
| <p>Cab area:</p> <ul style="list-style-type: none"> • 2 folding and pivoted sun visors • Dash mounted gear lever • Driver's seat with height, lumbar, reach and rake adjustment • 'Place' fabric seat covers • Interior light • Rear view mirror with anti-dazzle function • Rubber floor covering • Single passenger seat with reach and rake adjustment | <p>Storage:</p> <ul style="list-style-type: none"> - 2 storage compartments in dash panel - 2 storage compartments in driver's door - 2 storage compartments in passenger door - Drinks holder - Lockable glove compartment - Open storage compartment in dash panel including mobile phone holder - Overhead storage - Storage net on lower dash passenger side | <p>Rear:</p> <ul style="list-style-type: none"> • 2 door-activated interior lights • Ashtray • Childlocks (not on optional unglazed rear doors) • Fixed side windows • Interior entry step • Rear door interior release lever • Rubber floor covering • Side sliding door on left |
|--|---|--|

Functional.

- | | | |
|---|---|--|
| <ul style="list-style-type: none"> • 12V socket • Digital clock • Manually controlled heating system with dust and pollen filter and air recirculation | <ul style="list-style-type: none"> • RCD 210 radio/single CD player with 2 speakers • Remote central locking with deadlocks (1 fixed and 2 folding remote keys) | <ul style="list-style-type: none"> • Rev counter • Up and downshift gear indicator |
|---|---|--|

Technical.


- | | | |
|---|---|--|
| <p>Front and rear axle:</p> <ul style="list-style-type: none"> - Anti-roll bars, front and rear - Front McPherson strut suspension - Independent suspension - Rear miniblock springs - Telescopic shock absorbers | <ul style="list-style-type: none"> • Hydraulic brake system with ventilated disc brakes • Power steering • Rear differential lock (4MOTION® only) • Steel wheels: 6.5J x 16 (on 84, 102 and 140PS versions)
7J x 17 (on 180PS versions) | <ul style="list-style-type: none"> • Tyres: 205/65 R16 (on 84, 102 and 140PS versions)
235/55 R17 (on 180PS versions) |
|---|---|--|

Safety and security.

- | | | |
|---|--|---|
| <ul style="list-style-type: none"> • 3rd brake light • ABS: Anti-lock Braking System • Automatic hazard lights activation under emergency braking • Breaksafe steering wheel lock • Driver and passenger (with deactivation) airbag • Driver seatbelt warning signal • EBD: Electronic Brakeforce Distribution | <ul style="list-style-type: none"> • Electronic immobiliser 'Transponder' • ESP: Electronic Stabilisation Programme • Halogen main headlights with range control and daytime running function • Height adjustable head restraints • Height adjustable, tensioning seatbelts for outer cab seats | <ul style="list-style-type: none"> • Height and rake adjustable safety steering column • Hill hold control • Rear fog light • Three point inertia reel seatbelts for all seats • TCS: Traction Control System (not 4MOTION®) |
|---|--|---|



RCD 210 radio/CD player.



ESP: Electronic Stabilisation Programme.



Dash mounted gear lever.



Driver and passenger airbags.



Remote central locking.



Three-spoke steering wheel.

New Transporter window van recommended retail prices.

Model	Manufacturer's RRP					Ins. group**		
	Basic retail excluding VAT £ †	VAT £ †	Total retail including VAT £ †	Total retail including OTR* excluding VAT £ †	Total retail including OTR* including VAT £ †			
Window van short wheelbase.								
T30	84PS TDI	7EB112	17,000.00	2,975.00	19,975.00	18,050.00	21,124.75	6E
	140PS TDI	7EB131	19,250.00	3,368.75	22,618.75	20,425.00	23,893.50	6E
	140PS TDI DSG	7EB137	20,650.00	3,613.75	24,263.75	21,825.00	25,538.50	6E
	140PS TDI 4MOTION®	7EB135	21,450.00	3,753.75	25,203.75	22,625.00	26,478.50	6E
	180PS BITDI	7EB141	20,850.00	3,648.75	24,498.75	21,900.00	25,648.50	6E
T32	102PS TDI	7EBD22	18,100.00	3,167.50	21,267.50	19,150.00	22,417.25	7E
	140PS TDI	7EBD31	19,600.00	3,430.00	23,030.00	20,775.00	24,304.75	7E
	140PS TDI DSG	7EBD37	21,000.00	3,675.00	24,675.00	22,175.00	25,949.75	7E
Window van long wheelbase.								
T30	140PS TDI	7EJ131	19,740.00	3,454.50	23,194.50	20,915.00	24,469.25	6E
	140PS TDI DSG	7EJ137	21,140.00	3,699.50	24,839.50	22,315.00	26,114.25	6E
	140PS TDI 4MOTION®	7EJ135	21,940.00	3,839.50	25,779.50	23,115.00	27,054.25	7E
T32	102PS TDI	7EJD22	18,590.00	3,253.25	21,843.25	19,640.00	22,993.00	7E
	140PS TDI	7EJD31	20,090.00	3,515.75	23,605.75	21,265.00	24,880.50	7E
	180PS BITDI	7EJD41	21,690.00	3,795.75	25,485.75	22,740.00	26,635.50	8E

† Calculated at 17.5% on all products.

** Insurance group: As advised by the Association of British Insurers (ABI). Please see www.thatcham.org/abigrouprating for more information.

*OTR (on the road) package for all 140PS window van models includes the following:
 Delivery to retailer £550.00
 Number plates £20.00
 VAT £99.75
 Road fund licence £550.00
 First registration fee £55.00
Total £1,274.75

*OTR (on the road) package for all other window van models includes the following:
 Delivery to retailer £550.00
 Number plates £20.00
 VAT £99.75
 Road fund licence £425.00
 First registration fee £55.00
Total £1,149.75

New Transporter window van factory options.

	SWB		LWB		Manufacturer's RRP		
	T30	T32	T30	T32	Basic retail excluding VAT £ †	VAT £ †	Total retail including VAT £ †
Paint options.							
Metallic and pearl paint	•	•	•	•	475.00	83.13	558.13
Black paint - 9000	•	•	•	•	280.00	49.00	329.00
Grey white paint - 9904	•	•	•	•	100.00	17.50	117.50
Danish blue paint - 9506	•	•	•	•	100.00	17.50	117.50
Stone blue paint - 9544	•	•	•	•	100.00	17.50	117.50
Factory fitted options.							
Alloy wheels - 'Cartagena' 16" with 215/65 R16 tyres, (not 180PS or T32 models)	•	-	•	-	585.00	102.38	687.38
Alloy wheels - 'Miyato' 16" with 215/65 R16 tyres, (not with 180PS or T32 models)	•	-	•	-	490.00	85.75	575.75
Alloy wheels - 'Thunder' 17" with 235/55 R17 tyres (not with 180PS engines, tyres - all weather or T32 models)	•	-	•	-	930.00	162.75	1,092.75
Alloy wheels - 'Thunder' 17" with 235/55 R17 tyres (180PS engines only, not with tyres - all weather or T32 models)	•	-	-	-	360.00	63.00	423.00
Alloy wheels - 'Canberra' 18" with 255/45 R18 tyres (140PS engines only, not with tyres - all weather or T32 models)	•	-	•	-	1,870.00	327.25	2,197.25
Alloy wheels - 'Canberra' 18" with 255/45 R18 tyres (180PS engines only, not with tyres - all weather or T32 models)	•	-	-	-	1,300.00	227.50	1,527.50
Alternator - uprated	•	•	•	•	65.00	11.38	76.38
Alternator/battery - uprated (not with alarm packs or side door pack C)	•	•	•	•	95.00	16.63	111.63
Battery - second (included with parking heater A and B) ¹	•	•	•	•	180.00	31.50	211.50
Battery - uprated (not with alarm packs or side door pack C)	•	•	•	•	35.00	6.13	41.13
CD changer - six disc (not with seat pack E or E plus)	•	•	•	•	265.00	46.38	311.38
Cruise control	•	•	•	•	165.00	28.88	193.88
Fog lights - front and cornering lights	•	•	•	•	255.00	44.63	299.63
Mud flaps - front and rear	•	•	•	•	90.00	15.75	105.75
Parking sensors - rear	•	•	•	•	190.00	33.25	223.25
Privacy glass - rear (not with roof packs E or F) ²	•	•	•	•	210.00	36.75	246.75
Roof load rack preparation (not with medium or high roof packs)	•	•	•	•	70.00	12.25	82.25
Smoking pack - ashtray, cigarette lighter and cup holder	•	•	•	•	15.00	2.63	17.63
Spare wheel - steel	•	•	•	•	0.00	0.00	0.00

• Options
 - Not available

¹ **Battery - second:** 72Ah with dual passenger seat, 80Ah with single passenger seat.

² **Privacy glass:** All rear and side windows from 'B' pillar back, where fitted, are dark tinted.

† Calculated at 17.5% on all products.

CO₂ emissions-based Vehicle Excise Duty.

Vehicle Excise Duty (Road Fund Licence) is based upon the type of fuel a vehicle uses and its carbon dioxide (CO₂) emissions, measured in grams per kilometre (g/km).

Bands	First Year Rate	Ongoing
A - up to 100 g/km	£0.00	£0.00
B - 101 to 110 g/km	£0.00	£20.00
C - 111 to 120 g/km	£0.00	£30.00
D - 121 to 130 g/km	£0.00	£90.00
E - 131 to 140 g/km	£110.00	£110.00
F - 141 to 150 g/km	£125.00	£125.00
G - 151 to 165 g/km	£155.00	£155.00
H - 166 to 175 g/km	£250.00	£180.00
I - 176 to 185 g/km	£300.00	£200.00
J - 186 to 200 g/km	£425.00	£235.00
K - 201 to 225 g/km	£550.00	£245.00
L - 226 to 255 g/km	£750.00	£425.00
M - over 255 g/km	£950.00	£435.00



16" 'Miyato' alloy wheel.



17" 'Thunder' alloy wheel.



Cruise control.

Options subject to availability.

New Transporter window van factory options.

	SWB		LWB		Manufacturer's RRP		
	T30	T32	T30	T32	Basic retail	VAT £ †	Total retail
					excluding		
Factory fitted options. (continued)							
Sunroof - glass, electric, front (not with air conditioning pack C, roof ventilation/extraction-rear compartment, side door pack A, medium or high roof packs)	•	•	•	•	465.00	81.38	546.38
Tachograph - digital, includes console on dash	•	•	•	•	440.00	77.00	517.00
Towbar - fixed ball with 13 pin socket ³	•	•	•	•	360.00	63.00	423.00
Towbar - removable ball with 13 pin socket ³	•	•	•	•	450.00	78.75	528.75
Trip computer (included with leather pack B and satellite navigation)	•	•	•	•	225.00	39.38	264.38
Tyre pressure warning light - (not with side door pack C)	•	•	•	•	50.00	8.75	58.75
Tyres - all weather (not with alloy wheels - 'Thunder' or 'Canberra' or 180PS engines)	•	•	•	•	195.00	34.13	229.13
Tyres - all weather (180PS engines only, not with alloy wheels - 'Thunder' or 'Canberra') ⁴	•	-	-	s	90.00	15.75	105.75
Options packs.							
Alarm pack A - perimeter with back-up horn (includes 2nd remote key) ⁵	•	•	•	•	130.00	22.75	152.75
Alarm pack B - with interior (cab only) and tow away protection (includes 2nd remote key) (not with medium or high roof packs or roof ventilation/extraction) ⁶	•	•	•	•	155.00	27.13	182.13
Appearance pack - electric windows, electrically adjustable, heated, folding, body coloured mirrors and body coloured bumpers (not with electric pack A or B)	•	•	•	•	625.00	109.38	734.38
Cab comfort pack ⁷	•	•	•	•	300.00	52.50	352.50
Electric pack A - electric windows, electrically heated and adjustable mirrors and internal central locking control (not with appearance pack)	•	•	•	•	330.00	57.75	387.75
Electric pack B - electric windows, electrically heated, adjustable and folding mirrors and internal central locking control (not with appearance pack)	•	•	•	•	415.00	72.63	487.63

• Options
- Not available
s Standard

† Calculated at 17.5% on all products.

³ **Towbars:** An adaptor is available from Van Centres, to allow connection to twin 7 pin sockets. Only one front towing eye with towbars.

⁴ All weather tyres are standard on LWB T32 180PS TDI PD.

⁵ Battery updated to 80Ah on 84/102PS engines, 95Ah on 140/180PS engines.

⁶ Battery updated to 95Ah.

⁷ **Cab comfort pack:** 'Tasamo' fabric upholstery, carpet in cab, storage compartments in outer side of driver and passenger seats, vanity mirrors, sunglasses holder, interior light delay, 2 reading lights, instrument dimmer, grab handles on 'A' pillars, two tone horn and vent on 'B' pillar.

	SWB		LWB		Manufacturer's RRP		
	T30	T32	T30	T32	Basic retail	VAT £ †	Total retail
					excluding		
Options packs. (continued)							
Electric pack C - internal central locking control (only with appearance pack)	•	•	•	•	30.00	5.25	35.25
Lane change assist - includes visibility pack B, cruise control and multi-function display (SWB, only with appearance pack or electric pack B, not with rear door pack C or D or roof packs C, D, E or F)	•	•	-	-	1,300.00	227.50	1,527.50
Leather pack A - leather steering wheel, gearknob and gaiter	•	•	•	•	120.00	21.00	141.00
Leather pack B - multi-function leather steering wheel, gearknob and gaiter, includes trip computer	•	•	•	•	460.00	80.50	540.50
Satellite navigation A - CD colour screen, includes trip computer and radio upgrade RCD 310, MP3 compatible with AUX-IN and 4 speakers (not with digital radio) ^{5,8}	•	•	•	•	600.00	105.00	705.00
Satellite navigation B - DVD colour touch screen, includes trip computer, AUX-IN and 4 speakers (not with digital radio) ^{5,8}	•	•	•	•	1,770.00	309.75	2,079.25
Visibility pack A - headlamp washers, fluid level indicator and heated washer jets	•	•	•	•	170.00	29.75	199.75
Visibility pack B - rain sensor and automatic dimming rear view mirror	•	•	•	•	90.00	15.75	105.75

Airbag packs.

Airbags - side and front curtain airbags (not with seat packs E or E plus)	•	•	•	•	240.00	42.00	282.00
---	---	---	---	---	--------	-------	--------

Audio options.

DAB - digital radio reception (only with radio upgrade RCD 310, not with satellite navigation)	•	•	•	•	160.00	28.00	188.00
Radio upgrade - RCD 310, MP3 compatible with AUX-IN and 4 speakers (standard with satellite navigation)	•	•	•	•	75.00	13.13	88.13

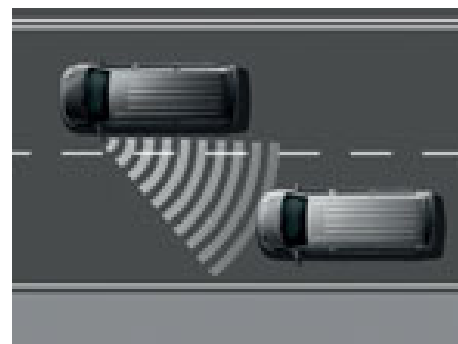
• Options
- Not available
s Standard

† Calculated at 17.5% on all products.

⁸ **Satellite navigation A and B:** Replaces radio/in-dash CD player, includes RDS radio function with single CD and CD changer control, where fitted (audio CDs cannot be played when using navigation disc).



Towbar.



Lane change assist.



Airbags.



Headlamp washer.



Satellite navigation A.



Satellite navigation B.

Options subject to availability.

New Transporter window van factory options. (continued)

	SWB		LWB		Manufacturer's RRP		
	T30	T32	T30	T32	Basic retail excluding VAT £ †	VAT £ †	Total retail including VAT £ †
Door packs.							
Rear doors - 250° hinges (only with rear door packs C or D or high roof packs)	-	-	•	•	250.00	43.75	293.75
Rear door pack B - tailgate without window (not with high roof packs) ⁹	•	•	•	•	-75.00	-13.13	-88.13
Rear door pack C - wing doors with heated rear windows and wash/wipe (included with roof packs E and F)	•	•	•	•	155.00	27.13	182.13
Rear door pack D - wing doors without windows (included with roof packs C and D) ⁹	•	•	•	•	50.00	8.75	58.75
Side door pack A - right only (no left door), manual (not with seat packs K, L or M or sunroof)	•	•	•	•	0.00	0.00	0.00
Side door pack B - left and right, manual (not with high roof packs)	•	•	•	•	420.00	73.50	493.50
Side door pack C - left and right, electric, (includes 2nd remote key) (only with air conditioning pack B or C, not with air conditioning pack A, alarm packs or high roof packs)	•	•	•	•	1,040.00	182.00	1,222.00
Heating and ventilation.							
Air conditioning pack A - 'Climatic', dash (not with heater - rear or seat packs K or L) ¹⁰	•	•	•	•	750.00	131.25	881.25
Air conditioning pack B - 'Climatic', dash with rear heater ¹¹	•	•	•	•	1,150.00	201.25	1,351.25
Air conditioning pack C - 'Climatic', dash and rear, with rear heater and rear roof vents (not with roof ventilation/extraction, sunroof or roof packs)	•	•	•	•	1,400.00	245.00	1,645.00
Charcoal canister - for ventilation system	•	•	•	•	15.00	2.63	17.63
Heater - rear (included with air conditioning packs B and C, not with air conditioning pack A)	•	•	•	•	410.00	71.75	481.75
Parking heater A - with timer, includes battery - second ¹	•	•	•	•	1,700.00	297.50	1,997.50
Parking heater B - with timer and remote control, includes battery - second ¹	•	•	•	•	1,900.00	332.50	2,232.50
Roof ventilation/extraction - rear compartment (not with alarm pack B, sunroof or air conditioning pack C)	•	•	•	•	285.00	49.88	334.88

• Options
- Not available
s Standard

† Calculated at 17.5% on all products.

¹ **Battery - second:** 72Ah with dual passenger seat, 80Ah with single passenger seat.

⁹ Vehicles without through vision do not have a rear view mirror.

¹⁰ **Uprated alternator:** 120A on 84/102PS engines, 150A on 140/180PS engines.

¹¹ **Uprated alternator:** 140A on 84/102PS engines, 180A on 140/180PS engines.

	SWB		LWB		Manufacturer's RRP		
	T30	T32	T30	T32	Basic retail excluding VAT £ †	VAT £ †	Total retail including VAT £ †
Roof packs.							
Roof pack A - medium, white (not with alarm pack B, roof load rack preparation, sunroof or air conditioning pack C)	•	-	•	•	420.00	73.50	493.50
Roof pack B - medium, body coloured (not with alarm pack B, roof load rack preparation, sunroof or air conditioning pack C) ¹²	•	-	•	•	510.00	89.25	599.25
Roof pack C - high, white, includes high rear wing doors without windows (not with alarm pack B, roof load rack preparation, sunroof, air conditioning pack C or side door packs B or C) ⁹	-	-	•	•	830.00	145.25	975.25
Roof pack D - high, body coloured, includes high rear wing doors without windows (not with alarm pack B, roof load rack preparation, sunroof, air conditioning pack C or side door packs B or C) ¹²	-	-	•	•	940.00	164.50	1,104.50
Roof pack E - high, white, includes high rear wing doors with heated rear windows and wash/wipe (not with alarm pack B, privacy glass, roof load rack preparation, sunroof, air conditioning pack C or side door packs B or C)	-	-	•	•	830.00	145.25	975.25
Roof pack F - high, body coloured, includes high rear wing doors with heated rear windows and wash/wipe (not with alarm pack B, privacy glass, roof load rack preparation, sunroof, air conditioning pack C or side door packs B or C) ¹²	-	-	•	•	940.00	164.50	1,104.50
Seat packs.							
Seats - leatherette upholstery	•	•	•	•	25.00	4.38	29.38
Seats - robust upholstery	•	•	•	•	80.00	14.00	94.00
Seat pack A - driver's comfort seat (not with seat pack D) ¹³	•	•	•	•	55.00	9.63	64.63
Seat pack B - driver and single passenger comfort seats (not with seat pack D) ¹⁴	•	•	•	•	160.00	28.00	188.00
Seat pack C - heated driver and front passenger seats (only with air conditioning) ¹⁰	•	•	•	•	220.00	38.50	258.50
Seat pack D - swivelling driver and single passenger seats (not with airbag packs or seat packs A or B) ¹⁵	•	•	•	•	295.00	51.63	346.63

• Options
- Not available
s Standard

† Calculated at 17.5% on all products.

⁹ Vehicles without through vision do not have a rear view mirror.

¹⁰ **Uprated alternator:** 120A on 84/102PS engines, 150A on 140/180PS engines.

¹² Please confirm colour availability with your Volkswagen Van Centre.

¹³ **Comfort seat:** Adds armrests (height adjustment and lumbar support standard for driver's seat).

¹⁴ **Comfort seats:** Adds armrests for both front seats, passenger height adjustment and lumbar support (height adjustment and lumbar support standard for driver's seat).

¹⁵ **Seat pack D:** Swivel seats include lumbar support and armrests but do not have height adjustment.



Folding door mirrors.



Air conditioning.



Roof load rack preparation.



Parking sensors.



Comfort seats for driver and front passenger.



Roof ventilation/extraction.

Options subject to availability.

New Transporter window van factory options. (continued)

	SWB		LWB		Manufacturer's RRP		
	T30	T32	T30	T32	Basic retail excluding VAT £ †	VAT £ †	Total retail including VAT £ †
Seat packs. (continued)							
Seat pack E - dual passenger seat (not with airbag packs or seat pack D)	•	•	•	•	150.00	26.25	176.25
Seat pack E plus - dual passenger seat with fold down tray in backrest (not with airbag packs or seat packs B or D)	•	•	•	•	225.00	39.38	264.38
Seat pack G - 1st row, dual seat right with armrest (not with side door pack A) ¹⁶	•	•	•	•	295.00	51.63	346.63
Seat pack H - 1st row, single seat left with dual seat right (not with side door pack A) ¹⁶	•	•	•	•	515.00	90.13	605.13
Seat pack J - 1st row, 3 seat bench, folding and tipping	•	•	•	•	495.00	86.63	581.63
Seat pack K - rear seating for 5 (2:3 layout) (only with heater - rear or air conditioning packs B or C, not with air conditioning pack A or side door pack A) ¹⁶	•	•	•	•	745.00	130.38	875.38
Seat pack L - rear seating for 6 (3:3 layout) (not 4MOTION®) (only with heater - rear or air conditioning packs B or C, not with air conditioning pack A or side door pack A) ¹⁶	•	•	•	•	965.00	168.88	1,133.88
Windows packs. (continued)							
Window pack A - sliding windows in side door and opposite, fixed rear side windows	•	•	•	•	290.00	50.75	340.75

• Options
- Not available
s Standard

¹⁶ Dual bench seat includes ISOFIX child seat mountings.

† Calculated at 17.5% on all products.

Window van seating options.

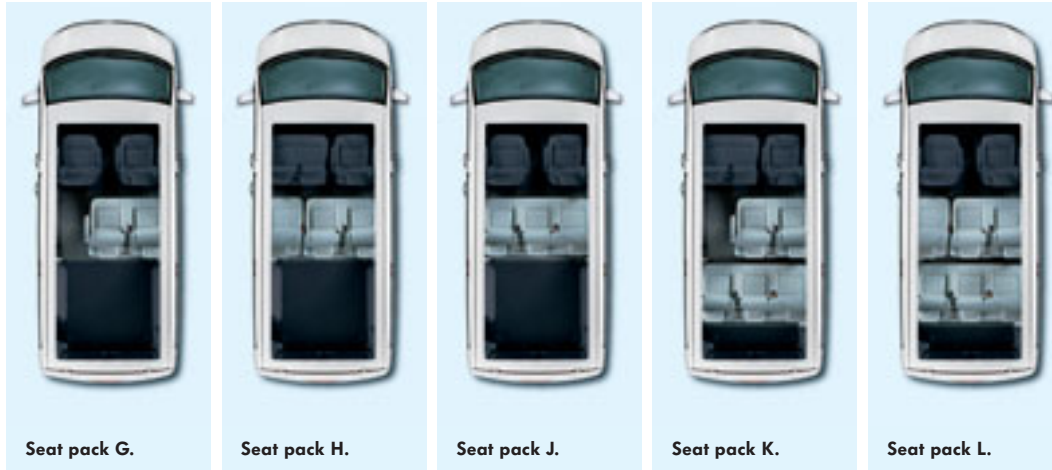
Front seat options.



Standard seats.

Seat pack E.

Rear seat options.



Seat pack G.

Seat pack H.

Seat pack J.

Seat pack K.

Seat pack L.



16" 'Cartagena' alloy wheel.



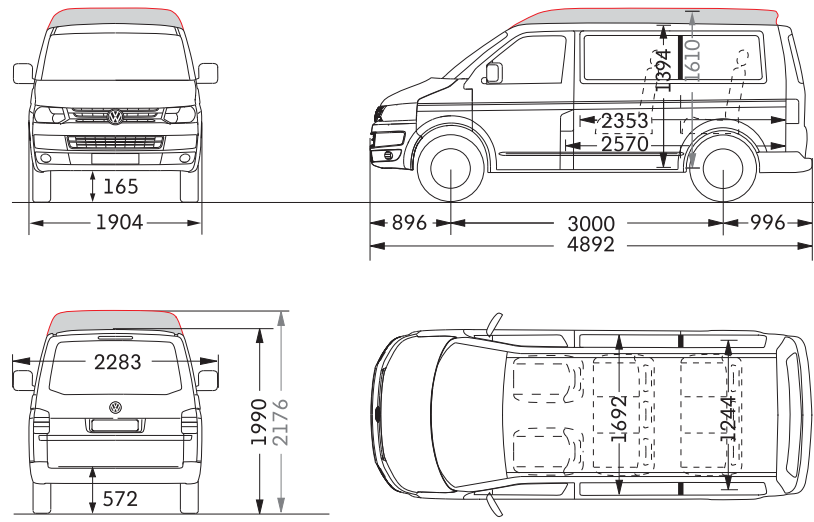
Electric pack.



Sliding and tilting sunroof.

New Transporter window van dimensions and weights.

Window van short wheelbase low and medium roof.

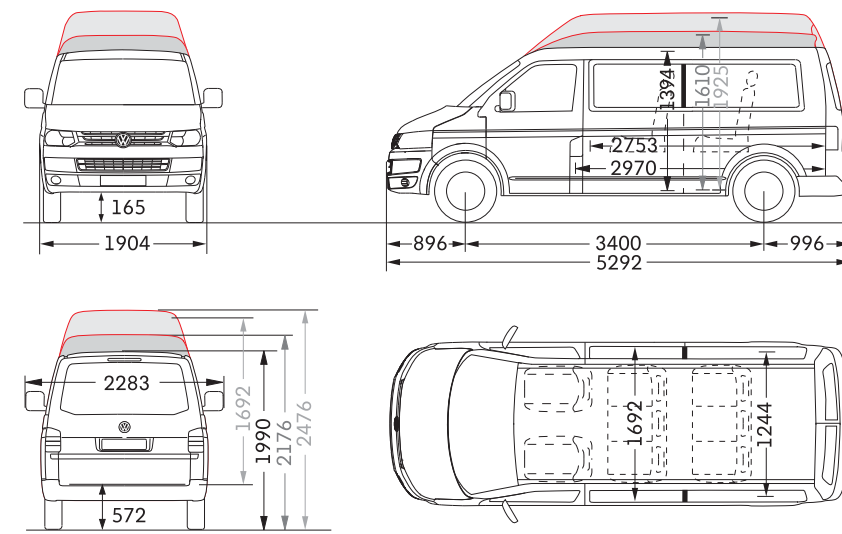


	Roof height	
	low	med
Wheelbase	3,000	3,000
Passenger compartment		
length	2,570	2,570
width	1,692	1,692
height	1,394	1,610
area	4.3m ²	4.3m ²
volume	5.8m ³	6.7m ³
Width (between wheel housings)	1,244	1,244
Lateral sliding door		
width	1,020	1,020
height	1,268	1,268
Tailgate		
width	1,486	1,486
height	1,295	1,295
Turning circle (wall to wall)	11.9m	11.9m
Load space (seat-back to doors)		
- 1st rear row	1,339	1,339
- 2nd rear row	505	505

Dimensions in mm unless otherwise indicated.

■ Indicates optional roof height.

Window van long wheelbase low, medium and high roof.



	Roof height		
	low	med	high
Wheelbase	3,400	3,400	3,400
Passenger compartment			
length	2,970	2,970	2,970
width	1,692	1,692	1,692
height	1,394	1,610	1,925
area	5.0m ²	5.0m ²	5.0m ²
volume	6.7m ³	7.8m ³	9.3m ³
Width (between wheel housings)	1,244	1,244	1,244
Lateral sliding door			
width	1,020	1,020	1,020
height	1,268	1,268	1,268
Tailgate			
width	1,486	1,486	-
height	1,295	1,295	-
Rear doors ¹			
width	-	-	1,486
height	-	-	1,692
Turning circle (wall to wall)	13.2m	13.2m	13.2m
Load space (seat-back to doors)			
- 1st rear row	1,739	1,739	1,739
- 2nd rear row	905	905	905

¹ High roof only available with rear doors.

Dimensions in mm unless otherwise indicated.

■ Indicates optional roof height.

The height measurements listed here may differ by approx ± 50mm depending on equipment fitted.

Please note vehicle drawings are not to scale.

Model	Gross vehicle weight kg	Engine	Axle load limit front / rear kg	Trailer weight braked / unbraked* kg	Gross train weight kg	Unladen weight** kg	Payload** kg
T30	3,000	84PS TDI	1,500 / 1,600	2,200 / 750	4,800	1,976	1,024
		140PS TDI	1,550 / 1,600	2,500 / 750	5,200	1,976	1,024
		140PS TDI DSG	1,550 / 1,600	2,500 / 750	5,300	1,976	1,024
		140PS TDI 4MOTION®	1,600 / 1,600	2,500 / 750	5,300	2,014	986
		180PS BitDI	1,550 / 1,600	2,500 / 750	5,200	1,976	1,024
T32	3,200	102PS TDI	1,600 / 1,680	2,200 / 750	4,900	1,976	1,224
		140PS TDI	1,650 / 1,680	2,500 / 750	5,200	1,976	1,224
		140PS TDI DSG	1,650 / 1,680	2,500 / 750	5,300	1,976	1,224

Model	Gross vehicle weight kg	Engine	Axle load limit front / rear kg	Trailer weight braked / unbraked* kg	Gross train weight kg	Unladen weight** kg	Payload** kg
T30	3,000	140PS TDI	1,575 / 1,600	2,500 / 750	5,200	1,976	1,024
		140PS TDI DSG	1,575 / 1,600	2,500 / 750	5,300	1,976	1,024
		140PS TDI 4MOTION®	1,600 / 1,600	2,500 / 750	5,300	2,077	923
T32	3,200	102PS TDI	1,625 / 1,680	2,200 / 750	4,900	1,976	1,224
		140PS TDI	1,675 / 1,680	2,500 / 750	5,200	1,976	1,224
		180PS BitDI	1,675 / 1,680	2,500 / 750	5,200	2,029	1,171

Trailer nose weight is 100kg.

Roof load limit (not medium or high roof) is: maximum 150kg (with 4 roof bars).
maximum 100kg (with 2 roof bars).

Tailgate load limit (where fitted) is maximum 75kg.

Vehicles with medium or high roof have no provision for roof loads.

* For 12% gradient.

** Unladen weight and payload includes approximately 90% fuel load and 75kg for driver.

Payload = gross vehicle weight - unladen weight.

Weights are for vehicles with standard specification. The addition of factory options or Volkswagen Van Centre fitted accessories may affect unladen weight and payload.

VAT information.

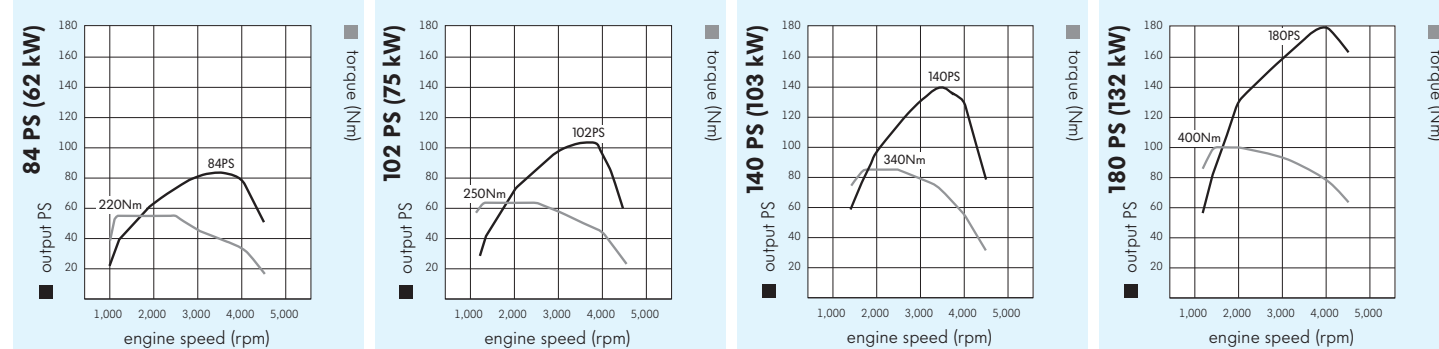
The VAT paid on window vans can usually be recovered if the vehicle is purchased by a VAT registered business. However VAT incurred on the purchase of vans fitted with windows and/or seats to the rear of the driver cannot be recovered unless the vehicle payload meets or exceeds 1,000kg. Otherwise VAT incurred on these vehicles is not available for recovery unless the vehicle is used for 100% business purposes. It is the customer's responsibility to deal with the VAT correctly. Customers should always seek professional advice to establish their own personal tax position.

New Transporter window van engine specification.

	84PS TDI	102PS TDI	140PS TDI	180PS BiTDI
Engine type	Transverse, water cooled in line variable turbine geometry turbocharger with intercooler			Transverse, water cooled in line bi-turbo with intercooler
Mixture preparation/injection method	Common rail direct injection			BiTurbo common rail direct injection
EU exhaust emission standard	5			
No. of cylinders	4			
Cubic capacity, cm ³	1,968			
Output, PS at rpm	84 at 3,500	102 at 3,500	140 at 3,500	180 at 4,000
Torque, max. Nm/rpm	220/1,250-2,500	250/1,500-2,500	340/1,750-2,500	400/1,500-2,000
Diesel particulate filter	•	•	•	•
5-speed manual gearbox	•	•	-	-
6-speed manual gearbox	-	-	•	•
7-speed auto DSG	-	-	•	•
Front wheel drive	•	•	•	•
4MOTION® all wheel drive	-	-	•	-

Electrics.

Alternator	110A
Battery	61Ah (330A)



- Available
- Not available

4MOTION® – gets to grips with hard work.

The new Transporter window van 4MOTION® all wheel drive system is designed to maintain traction in poor surface conditions like rain, snow, mud or gravel. By distributing drive to the wheels with the most grip, 4MOTION® offers stable road-holding and enhanced safety, reacting to the slightest loss of traction in milliseconds.

Available with the 140PS engine, 4MOTION® is linked through control units to the vehicle's dynamic sensors, engine management system and gearbox, and is designed to be compatible with ABS. All vehicles fitted with 4MOTION® also have a locking rear differential for additional traction in extreme circumstances.



New Transporter window van fuel consumption, performance and CO₂ emissions.

Engine	Urban [†] mpg (l/100km)	Extra urban [†] mpg (l/100km)	Combined [†] mpg (l/100km)	Acceleration 0-62 mph	Top speed (where the law permits) mph	CO ₂ emissions (g/km)
Window van with low roof. (T30 and T32' short wheelbase and long wheelbase)						
84PS TDI	29.7 (9.5)	46.3 (6.1)	38.7 (7.3)	21.1	91	193
102PS TDI	29.7 (9.5)	46.3 (6.1)	38.7 (7.3)	16.4	98	193
140PS TDI	29.4 (9.6)	44.8 (6.3)	37.7 (7.5)	13.1	107	214
140PS TDI DSG	27.7 (10.2)	42.2 (6.7)	35.3 (8.0)	13.0	107	211
140PS TDI 4MOTION®	27.7 (10.2)	40.9 (6.9)	34.9 (8.1)	13.6	106	214
180PS BiTDI	29.7 (9.5)	44.1 (6.4)	37.7 (7.5)	10.3	119	197
Window van with medium roof. (T30 and T32' short wheelbase and long wheelbase)						
84PS TDI	29.7 (9.5)	46.3 (6.1)	38.7 (7.3)	21.2	88	193
102PS TDI	29.7 (9.5)	46.3 (6.1)	38.7 (7.3)	16.5	94	193
140PS TDI	29.4 (9.6)	44.8 (6.3)	37.7 (7.5)	13.2	104	214
140PS TDI DSG	27.7 (10.2)	42.2 (6.7)	35.3 (8.0)	13.1	103	211
140PS TDI 4MOTION®	27.7 (10.2)	40.9 (6.9)	34.9 (8.1)	13.7	102	214
180PS BiTDI	29.7 (9.5)	44.1 (6.4)	37.7 (7.5)	10.4	114	197
Window van with high roof. (T30 and T32 long wheelbase)						
102PS TDI	29.4 (9.6)	42.2 (6.7)	36.7 (7.7)	16.6	90	203
140PS TDI	28.2 (10.0)	42.2 (6.7)	35.8 (7.9)	13.4	100	208
140PS TDI DSG	27.7 (10.2)	39.2 (7.2)	34.0 (8.3)	13.3	99	219
140PS TDI 4MOTION®	27.7 (10.2)	40.9 (6.9)	34.9 (8.1)	14.1	98	221
180PS BiTDI	29.7 (9.5)	41.5 (6.8)	36.2 (7.8)	10.7	109	205

* 84PS not available on T32 models.

† With 50% payload and 80 litre fuel tank capacity.

New generation 7-speed Direct Shift Gearbox.

Unique to the commercial vehicle market, this highly acclaimed transmission system is now available for the first time on the new Transporter window van, making life much easier for the driver.

DSG operates via two automatic clutches: while one is engaged, the other is ready to accept the next gear. This enables changing of gears much faster than a standard automatic gearbox or manual – in less than four hundredths of a second – making it ideal for Stop-Start city driving.



The new Volkswagen Transporter shuttle.



More comfortable and refined than ever before, the new Transporter shuttle offers you the perfect way to transport passengers from A to B.

Outside, the restyled exterior gives the new Transporter shuttle a timeless, elegant appeal, and inside the new three-spoke steering wheel, re-worked dash and instrument cluster, and CD player make driving a much more pleasurable experience, enhanced by stylish, contemporary upholstery and a driver's seat with height and lumbar adjustment.

Two models are available, the S offering an impressive level of standard specification, and the SE, providing an extra degree of comfort and functionality: both feature removable seats for wheelchair accessibility or extra luggage space.

A comprehensive range of standard safety features includes ABS, ESP with hill hold assist, driver and passenger airbags and hazard light activation during emergency braking, providing optimum protection for your passengers, while the optional 'Lane change assist' warns of any vehicles in your blind spot, ensuring even higher levels of safety.

New TDI common rail diesel engines offer significantly improved fuel economy and greatly reduced CO₂ emissions, and there's also the option of a 7-speed DSG Direct Shift Gearbox, enabling you to change gear much more quickly than a standard automatic and making driving so much easier.

Spacious, flexible and highly efficient, no wonder the new Transporter shuttle is the vehicle of choice for taxi companies, airlines, hotels, organisations and families alike.

Main features of the new Transporter shuttle include:

- Carries up to 8 passengers, plus driver
- S and SE trim levels
- Restyled exterior and interior
- High level of standard specification
- Extensive choice of optional equipment
- Twin side sliding doors with sliding windows
- 4 highly efficient TDI diesel engines from 84PS to 180PS
- Optional award-winning DSG gearbox
- Short or long wheelbase
- Tailgate as standard, rear doors optional.

More detailed specifications and options are given on the following pages.

New Transporter shuttle standard specifications.

Body.

- 80 litre lockable fuel tank
- Electrically adjustable and heated exterior mirrors:
 - Convex on passenger's side
 - Aspherical on driver's side
- Front and rear towing eyes
- Heat reflective glass
- Jack and tool kit with steel spare wheel
- Side sliding doors on both sides with sliding windows
- Tailgate with heated rear window and wash/wiper system

Interior.

- | | | |
|---|--|---|
| <p>Front:</p> <ul style="list-style-type: none"> • 2 folding and pivoted sun visors with vanity mirrors • Dash mounted gear lever • Driver and passenger grab handles on 'A' pillars • Driver and passenger seats with height, lumbar, reach and rake adjustment and armrests • Interior light (including 2 reading lights) | <p>Storage:</p> <ul style="list-style-type: none"> - 2 storage compartments in dash panel beneath outer air vents - 2 storage compartments in driver's door - 2 storage compartments in passenger door - Drinks holder - Lockable glove compartment - Open storage compartment in dash panel including mobile phone holder - Overhead storage - Storage compartments in outer side of driver and passenger seats - Storage net on lower dash passenger side - Sunglasses holder in roof | <p>Rear:</p> <ul style="list-style-type: none"> • 2 interior lights • 2 seat bench (right) and separate seat (left) in 1st row • 3 seat bench in 2nd row • Ashtray |
|---|--|---|

Functional.

- | | | |
|--|--|---|
| <ul style="list-style-type: none"> • 2 12V sockets • Digital clock • Dimmable dashboard illumination • Electric windows • Manually controlled heating with dust and pollen filter and air recirculation | <ul style="list-style-type: none"> • RCD 210 radio/single CD player with 4 speakers • Remote central locking with deadlocks, internal locking button and 2 remote keys • Rev counter • Warning buzzer for lights left on | <ul style="list-style-type: none"> • Windscreen wiper with 2-speed operation, variable intermittent delay and wash/wiper system • Up and downshift gear indicator |
|--|--|---|

Technical.

- | | | |
|--|---|--|
| <ul style="list-style-type: none"> • Front and rear axle: <ul style="list-style-type: none"> - Anti-roll bars, front and rear - Front McPherson strut suspension - Independent suspension - Rear miniblock springs - Telescopic shock absorbers | <ul style="list-style-type: none"> • Hydraulic brake system with ventilated disc brakes • Power steering • Steel wheels: 6.5J x 16 (on 84, 102 and 140PS versions)
7J x 17 (on 180PS versions) | <ul style="list-style-type: none"> • Tyres: 205/65 R16 (on 84 and 102PS versions)
215/65 R16 (on 140PS versions)
235/55 R17 (on 180PS versions) |
|--|---|--|

Safety and security.

- | | | |
|--|--|--|
| <ul style="list-style-type: none"> • 3rd brake light • ABS: Anti-lock Braking System • Alarm with interior monitoring and tow away protection (includes deactivation switch) • Automatic hazard lights activation under emergency braking • Breaksafe steering wheel lock • Childlocks in rear • Driver and passenger (with deactivation) airbags | <ul style="list-style-type: none"> • Driver seatbelt warning signal • Dual tone horn • EBC: Engine Braking Control • EBD: Electronic Brakeforce Distribution • Electronic immobiliser 'Transponder' • ESP: Electronic Stabilisation Programme • Halogen main headlights with range control and daytime running function • Height adjustable and tensioning seatbelts for outer front seats | <ul style="list-style-type: none"> • Height adjustable head restraints • Height and rake adjustable safety steering column • ISOFIX child seat mountings in 2 seat bench in 1st row • Rear door interior release lever • Rear fog light • Rear view mirror with anti-dazzle function • TCS: Traction Control System • Three point inertia reel seatbelts for all seats |
|--|--|--|

Model specific features.

Shuttle S specific features.

- | | |
|---|--|
| <ul style="list-style-type: none"> • Black centre wheel caps • Grey bumpers | <ul style="list-style-type: none"> • Rubber floor covering • 'Tasamo' fabric seat covers |
|---|--|

Shuttle SE specific features.

- | | | |
|---|--|--|
| <p>As S except:</p> <ul style="list-style-type: none"> • Body coloured bumpers • Carpet floor covering • Chrome trim on radiator grille | <ul style="list-style-type: none"> • Full wheel trims • Manually controlled air conditioning, dash with rear roof vents • Storage pockets on front seat backrests | <ul style="list-style-type: none"> • 'Timo' fabric seat covers • Upgraded roof trim in passenger compartment |
|---|--|--|



Twin side sliding doors.



RCD 210 radio/CD player.



Storage in driver and front passenger doors.



Vented roof trim. SE only.



Dash mounted gear lever.



Tailgate.

New Transporter shuttle recommended retail price list.

Model	Manufacturer's RRP						
	Basic retail excluding VAT £ †	VAT £ †	Total retail including VAT £ †	Total retail including OTR* excluding VAT £ †	Total retail including OTR* including VAT £ †		
Shuttle S short wheelbase.							
T30	84PS TDI	7EBS12	20,400.00	3,570.00	23,970.00	21,450.00	25,119.75
	102PS TDI	7EBS22	21,150.00	3,701.25	24,851.25	22,200.00	26,001.00
	140PS TDI	7EBS31	22,650.00	3,963.75	26,613.75	23,700.00	27,763.50
	140PS TDI DSG	7EBS37	24,050.00	4,208.75	28,258.75	25,225.00	29,533.50
Shuttle S long wheelbase.							
T30	84PS TDI	7EJS12	20,990.00	3,673.25	24,663.25	22,040.00	25,813.00
	102PS TDI	7EJS22	21,740.00	3,804.50	25,544.50	22,790.00	26,694.25
	140PS TDI	7EJS31	23,240.00	4,067.00	27,307.00	24,290.00	28,456.75
	140PS TDI DSG	7EJS37	24,640.00	4,312.00	28,952.00	25,815.00	30,226.75
Shuttle SE short wheelbase.							
T30	102PS TDI	7EBX22	22,400.00	3,920.00	26,320.00	23,450.00	27,469.75
	140PS TDI	7EBX31	23,900.00	4,182.50	28,082.50	24,950.00	29,232.25
	140PS TDI DSG	7EBX37	25,300.00	4,427.50	29,727.50	26,475.00	31,002.25
	180PS BITDI	7EBX41	25,500.00	4,462.50	29,962.50	26,550.00	31,112.25
Shuttle SE long wheelbase.							
T30	102PS TDI	7EJX22	22,990.00	4,023.25	27,013.25	24,040.00	28,163.00
	140PS TDI	7EJX31	24,490.00	4,285.75	28,775.75	25,540.00	29,925.50
	140PS TDI DSG	7EJX37	25,890.00	4,530.75	30,420.75	27,065.00	31,695.50
	180PS BITDI	7EJX41	26,090.00	4,565.75	30,655.75	27,140.00	31,805.50

† Calculated at 17.5% on all products.

CO₂ emissions-based Vehicle Excise Duty.

Vehicle Excise Duty (Road Fund Licence) is based upon the type of fuel a vehicle uses and its carbon dioxide (CO₂) emissions, measured in grams per kilometre (g/km).

Bands	First Year Rate	Ongoing
A – up to 100 g/km	£0.00	£0.00
B – 101 to 110 g/km	£0.00	£20.00
C – 111 to 120 g/km	£0.00	£30.00
D – 121 to 130 g/km	£0.00	£90.00
E – 131 to 140 g/km	£110.00	£110.00
F – 141 to 150 g/km	£125.00	£125.00
G – 151 to 165 g/km	£155.00	£155.00
H – 166 to 175 g/km	£250.00	£180.00
I – 176 to 185 g/km	£300.00	£200.00
J – 186 to 200 g/km	£425.00	£235.00
K – 201 to 225 g/km	£550.00	£245.00
L – 226 to 255 g/km	£750.00	£425.00
M – over 255 g/km	£950.00	£435.00

New Transporter shuttle factory options.

	Shuttle S		Shuttle SE		Manufacturer's RRP		
	SWB	LWB	SWB	LWB	Basic retail excluding VAT £ †	VAT £ †	Total retail including VAT £ †
Paint options.							
Black paint - 9000	•	•	-	-	280.00	49.00	329.00
Metallic and pearl paint	•	•	•	•	475.00	83.13	558.13
Factory fitted options.							
Alloy wheels - 'Cartagena' 16" with 215/65 R16 tyres, 4 with steel spare (not 180PS)	•	•	•	•	585.00	102.38	687.38
Alloy wheels - 'Miyato' 16" with 215/65 R16 tyres, 4 with steel spare (not 180PS)	•	•	•	•	490.00	85.75	575.75
Alloy wheels - 'Neva' 17" with 235/55 R17 tyres, 4 with steel spare (SE only, not 180PS)	-	-	•	•	1,020.00	178.50	1,198.50
Alloy wheels - 'Neva' 17" with 235/55 R17 tyres, 4 with steel spare (SE 180PS only)	-	-	•	•	455.00	79.63	534.63
Alloy wheels - 'Thunder' 17" with 235/55 R17 tyres, 4 with steel spare (not 180PS or with tyres - all weather)	•	•	•	•	930.00	162.75	1,092.75
Alloy wheels - 'Thunder' 17" with 235/55 R17 tyres, 4 with steel spare (SE 180PS only, not with tyres - all weather)	-	-	•	•	360.00	63.00	423.00
Alloy wheels - 'Canberra' 18" with 255/45 R18 tyres, tyre repair kit in lieu of spare wheel (140PS only, not with tyres - all weather)	•	•	•	•	1,870.00	327.25	2,197.25
Alloy wheels - 'Canberra' 18" with 255/45 R18 tyres, tyre repair kit in lieu of spare wheel (180PS only, not with tyres - all weather)	-	-	•	•	1,300.00	227.50	1,527.50
Battery - second (included with parking heater A and B) ¹	•	•	•	•	180.00	31.50	211.50
CD changer - six disc	•	•	•	•	265.00	46.38	311.38
Cruise control	•	•	•	•	165.00	28.88	193.88
Fog lights - front and cornering lights	•	•	•	•	255.00	44.63	299.63
Mirrors - electrically folding							
- (S models only)	•	•	-	-	110.00	19.25	129.25
- (SE models only)	-	-	•	•	85.00	14.88	99.88
Mud flaps - front and rear	•	•	•	•	90.00	15.75	105.75
Parking sensors - front and rear (SE models only)	-	-	•	•	335.00	58.63	393.63
Parking sensors - rear	•	•	-	-	190.00	33.25	223.25
Privacy glass - rear ²	•	•	•	•	210.00	36.75	246.75
Roof load rack preparation	•	•	•	•	70.00	12.25	82.25
Sunroof - glass, electric, front (only with air conditioning pack B or C)	•	•	•	•	465.00	81.38	546.38
Tachograph - digital, includes console on dash	•	•	•	•	440.00	77.00	517.00
Towbar - fixed ball with 13 pin socket ³	•	•	•	•	360.00	63.00	423.00
Towbar - removable ball with 13 pin socket ³	•	•	•	•	450.00	78.75	528.75
Trip computer ('S' only, included with satellite navigation)	•	•	-	-	225.00	39.38	264.38
Tyre pressure warning light	•	•	•	•	50.00	8.75	58.75
Tyres - all weather, 215/65 R16 (84/102PS engines only)	•	•	•	•	195.00	34.13	229.13
Tyres - all weather (140/180PS engines only, not with alloy wheels - 'Neva', 'Thunder' or 'Canberra')	•	•	•	•	90.00	15.75	105.75

• Options.

s Not available.

s Standard equipment.

† Calculated at 17.5% on all products.

¹ Battery - second: 72Ah with dual passenger seat, 80Ah with single passenger seat.

² Privacy glass: All rear and side windows from 'B' pillar back are dark tinted.

³ Towbars: An adaptor is available from Van Centres, to allow connection to twin 7 pin sockets. Only one front towing eye with towbars.

Options subject to availability.

New Transporter shuttle factory options. (continued)

	Shuttle S		Shuttle SE		Manufacturer's RRP		
	SWB	LWB	SWB	LWB	Basic retail excluding VAT £ †	VAT £ †	Total retail including VAT £ †
Options packs.							
Lane change assist - includes visibility pack B, cruise control and multi-function display (S SWB, only with mirrors - electrically folding, not with rear door pack C)	•	-	-	-	1,300.00	227.50	1,527.50
Lane change assist - includes visibility pack B and cruise control (SE SWB, only with mirrors - electrically folding, not with rear door pack C)	-	-	•	-	1,000.00	175.00	1,175.00
Leather pack A - leather steering wheel, gearknob and gaiter	•	•	•	•	120.00	21.00	141.00
Leather pack B - multi-function leather steering wheel, gearknob and gaiter and radio control, includes trip computer	•	•	•	•	460.00	80.50	540.50
Satellite navigation A - CD colour screen, includes trip computer and radio upgrade RCD 310, MP3 compatible with AUX-IN, 4 speakers on S models and 8 speakers on SE models (not with digital radio) ⁴	•	•	•	•	600.00	105.00	705.00
Satellite navigation B - DVD colour touch screen, includes trip computer and AUX-IN, 4 speakers on S models and 8 speakers on SE models (not with digital radio) ⁴	•	•	•	•	1,750.00	306.25	2,056.25
Visibility pack A - headlamp washers, fluid level indicator and heated washer jets	•	•	•	•	165.00	28.88	193.88
Visibility pack B - rain sensor and automatic dimming rear view mirror	•	•	•	•	90.00	15.75	105.75

Airbag packs.

Airbag pack A - side and front curtain airbag (not with seat pack E)	•	•	•	•	240.00	42.00	282.00
Airbag pack B - side, front and rear curtain airbag (not with seat pack E)	•	-	•	-	480.00	84.00	564.00

Audio options.

DAB - digital radio reception (only with radio upgrade RCD 310, not with satellite navigation)	•	•	•	•	160.00	28.00	188.00
Radio upgrade - RCD 310, MP3 compatible with AUX-IN and 4 speakers (standard with satellite navigation)	•	•	-	-	75.00	13.13	88.13
Radio upgrade - RCD 310, MP3 compatible with AUX-IN and 8 speakers (standard with satellite navigation)	-	-	•	•	135.00	23.63	158.63

Door packs.

Rear door pack C - wing doors with heated rear windows and wash/wipe, with storage nets (not with tailgate - power latching)	•	•	•	•	255.00	44.63	299.63
Side doors - electric	•	•	•	•	625.00	109.38	734.38
Tailgate - power latching (not with rear door pack C)	•	•	•	•	115.00	20.13	135.13



RCD 310 radio/CD player.



Satellite navigation A.



Satellite navigation B.

	Shuttle S		Shuttle SE		Manufacturer's RRP		
	SWB	LWB	SWB	LWB	Basic retail excluding VAT £ †	VAT £ †	Total retail including VAT £ †
Heating and ventilation.							
Air conditioning pack B - 'Climatic', dash with rear roof vents ⁵	•	•	s	s	880.00	154.00	1,034.00
Air conditioning pack C - 'Climatic' air conditioning, front and rear ⁵	-	-	•	•	300.00	52.50	352.50
Charcoal canister - for ventilation system	•	•	•	•	15.00	2.63	17.63
Parking heater A - with timer, includes battery - second ¹	•	•	•	•	1,375.00	240.63	1,615.63
Parking heater B - with timer and remote control, includes battery - second ¹	•	•	•	•	1,600.00	280.00	1,880.00

Seat packs.

Seat pack C - heated driver and front passenger seats (on 'S' models only with air conditioning) ⁵	•	•	•	•	220.00	38.50	258.50
Seat pack D - swivelling driver and single passenger seats (S models only, not with seat pack E) ⁶	•	•	-	-	350.00	61.25	411.25
Seat pack D - swivelling driver and single passenger seats (SE models only, not with seat pack E) ⁶	-	-	•	•	250.00	43.75	293.75
Seat pack E - dual passenger seat (not with airbag packs or seat pack D)	•	•	•	•	75.00	13.13	88.13

Shuttle seating options.

Short wheelbase



Standard 8 seat. Seat pack E.

Long wheelbase



Standard 8 seat. Seat pack E.

- Options.
- Not available.
- s Standard equipment.

† Calculated at 17.5% on all products.

- ¹ Battery - second: 72Ah with dual passenger seat, 80Ah with single passenger seat.
- ⁴ Satellite navigation A and B: Replaces radio/in-dash CD player, includes RDS radio function with single CD and CD changer control, where fitted (audio CDs cannot be played when using navigation disc). Battery uprated to 80Ah on 84/102PS engines, 95Ah on 140/180PS engines.
- ⁵ Uprated alternator: 140A on 84/102PS engines, 180A on 140/180PS engines.
- ⁶ Seat Pack D: Swivel seats include lumbar support and armrests but do not have height adjustment.



Parking sensors.



Cruise control.

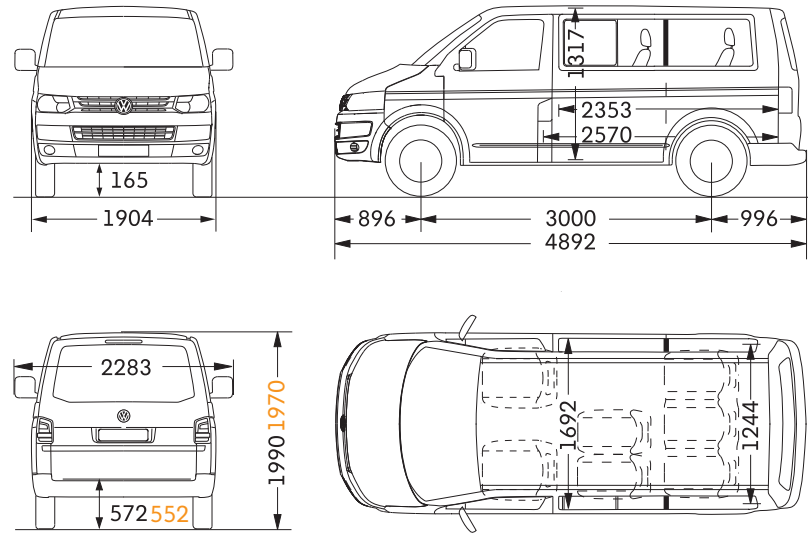


16" 'Cartagena' alloy wheel.

Options subject to availability.

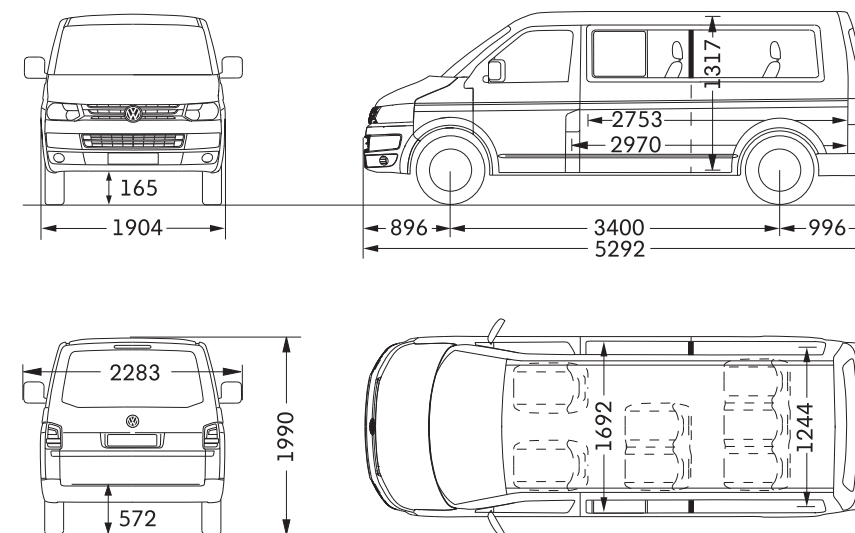
New Transporter shuttle dimensions and weights.

Shuttle short wheelbase.



Wheelbase	3,000
Passenger compartment	
length	2,570
width	1,692
height	1,317
area	4.3m ²
volume	5.8m ³
Width (between wheel housings)	1,244
Side sliding door	
width	1,020
height	1,268
Tailgate	
width	1,486
height	1,295
Turning circle (wall to wall)	11.9m
Luggage space (seat-back to tailgate)	
- 1st rear row	1,339
- 2nd rear row	505
Figures in orange indicate SE dimensions, where different.	
Dimensions in mm unless otherwise indicated.	

Shuttle long wheelbase.



Wheelbase	3,400
Passenger compartment	
length	2,970
width	1,692
height	1,317
area	5.0m ²
volume	6.7m ³
Width (between wheel housings)	1,244
Side sliding door	
width	1,020
height	1,268
Tailgate	
width	1,486
height	1,295
Turning circle (wall to wall)	13.2m
Luggage space (seat-back to tailgate)	
- 1st rear row	1,739
- 2nd rear row	905
Dimensions in mm unless otherwise indicated.	

The height measurements listed here may differ by approx ± 50mm depending on equipment fitted. Please note vehicle drawings are not to scale.

Model	Gross vehicle weight kg	Engine	Axle load limit front / rear kg	Trailer weight braked / unbraked* kg	Gross train weight kg	Unladen weight** kg	Payload** kg
Shuttle S short wheelbase.							
T30	3,000	84PS TDI	1,500 / 1,575	2,200 / 750	4,800	2,104	896
		102PS TDI	1,500 / 1,575	2,200 / 750	4,900	2,104	896
		140PS TDI	1,550 / 1,575	2,500 / 750	5,200	2,141	859
		140PS TDI DSG	1,550 / 1,575	2,500 / 750	5,300	2,153	847

Model	Gross vehicle weight kg	Engine	Axle load limit front / rear kg	Trailer weight braked / unbraked* kg	Gross train weight kg	Unladen weight** kg	Payload** kg
Shuttle S long wheelbase.							
T30	3,000	84PS TDI	1,525 / 1,600	2,200 / 750	4,800	2,169	831
		102PS TDI	1,525 / 1,600	2,200 / 750	4,900	2,169	831
		140PS TDI	1,575 / 1,600	2,500 / 750	5,200	2,205	795
		140PS TDI DSG	1,575 / 1,600	2,600 / 750	5,300	2,217	783

Model	Gross vehicle weight kg	Engine	Axle load limit front / rear kg	Trailer weight braked / unbraked* kg	Gross train weight kg	Unladen weight** kg	Payload** kg
Shuttle SE short wheelbase.							
T30	3,000	102PS TDI	1,500 / 1,575	2,200 / 750	4,900	2,123	877
		140PS TDI	1,550 / 1,575	2,500 / 750	5,200	2,159	841
		140PS TDI DSG	1,550 / 1,575	2,500 / 750	5,300	2,171	829
		180PS BitDI	1,550 / 1,575	2,500 / 750	5,200	2,205	795

Model	Gross vehicle weight kg	Engine	Axle load limit front / rear kg	Trailer weight braked / unbraked* kg	Gross train weight kg	Unladen weight** kg	Payload** kg
Shuttle SE long wheelbase.							
T30	3,000	102PS TDI	1,525 / 1,600	2,200 / 750	4,900	2,189	811
		140PS TDI	1,575 / 1,600	2,500 / 750	5,200	2,225	775
		140PS TDI DSG	1,575 / 1,600	2,600 / 750	5,300	2,237	763
		180PS BitDI	1,575 / 1,600	2,500 / 750	5,200	2,271	729

Trailer nose weight is 100kg.
 Roof load limit is: maximum 150kg (with 4 roof bars)
 maximum 100kg (with 2 roof bars)
 Tailgate load limit (where fitted) is maximum 75kg.
 * For 12% gradient.
 ** Unladen weight and payload includes approximately 90% fuel load and 75kg for driver.
 Payload = gross vehicle weight - unladen weight.

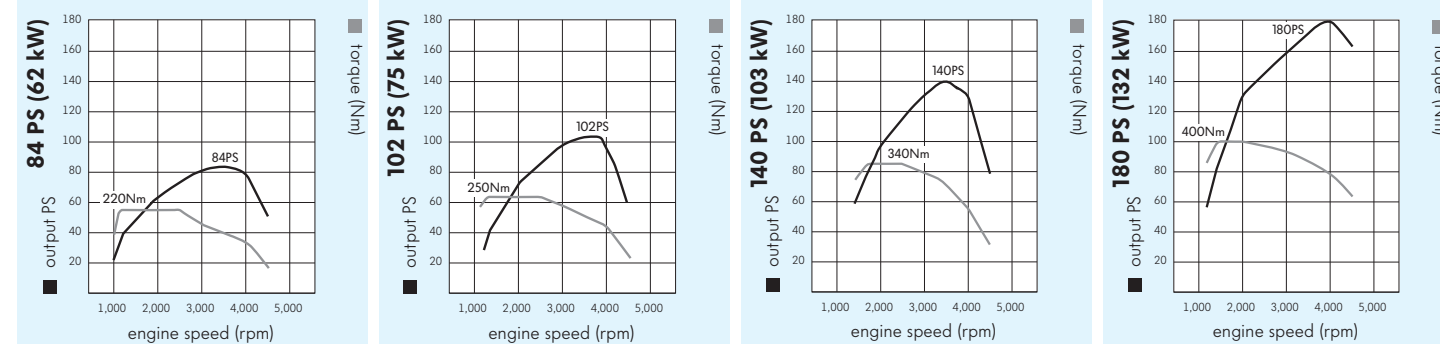
Weights are for vehicles with standard specification. The addition of factory options or Volkswagen Van Centre fitted accessories may affect unladen weight and payload.

New Transporter shuttle engine specification.

	84PS TDI	102PS TDI	140PS TDI	180PS BiTDI
Engine type	Transverse, water cooled in line variable turbine geometry turbocharger with intercooler			Transverse, water cooled in line bi-turbo with intercooler
Mixture preparation/injection method	Common rail direct injection			BiTurbo common rail direct injection
EU exhaust emission standard	5			
No. of cylinders	4			
Cubic capacity, cm ³	1,968			
Output, PS at rpm	84 at 3,500	102 at 3,500	140 at 3,500	180 at 4,000
Torque, max. Nm/rpm	220/1,250-2,500	250/1,500-2,500	340/1,750-2,500	400/1,500-2,000
Diesel particulate filter	•	•	•	•
5-speed manual gearbox	•	•	-	-
6-speed manual gearbox	-	-	•	•
7-speed auto DSG	-	-	•	-
Front wheel drive	•	•	•	•

Electrics.

Alternator	- shuttle S	140A	-
	- shuttle SE	180A	-
Battery	61Ah (330A)		



- Available
- Not available

New generation 7-speed Direct Shift Gearbox.

Unique to the commercial vehicle market, this highly acclaimed transmission system is now available for the first time on the new Transporter, making life much easier for the driver.

DSG operates via two automatic clutches: while one is engaged, the other is ready to accept the next gear. This enables changing of gears much faster than a standard automatic gearbox or manual – in less than four hundredths of a second – making it ideal for Stop-Start city driving.



New Transporter shuttle fuel consumption, performance and CO₂ emissions.

Model	Engine	Urban mpg (l/100km) [†]	Extra urban mpg (l/100km) [†]	Combined mpg (l/100km) [†]	Acceleration 0-62 mph	Top speed (where the law permits) mph	CO ₂ emissions (g/km)
Shuttle short and long wheelbase.							
S and SE	84PS TDI	29.7 (9.5)	46.3 (6.1)	38.7 (7.3)	22.2	91	193
	102PS TDI	29.7 (9.5)	46.3 (6.1)	38.7 (7.3)	17.9	98	193
	140PS TDI	29.4 (9.6)	44.8 (6.3)	37.7 (7.5)	14.2	107	198
	140PS TDI DSG	27.7 (10.2)	42.2 (6.7)	35.3 (8.0)	14.7	107	211
	180PS BiTDI	29.4 (9.6)	43.5 (6.5)	37.2 (7.6)	11.4	119	199

[†] With 50% payload and 80 litre fuel tank capacity.

New Transporter shuttle paint options.

Shuttle S colour availability.

Paint	Black	9000	○	Indian blue	F3F3	■	Salsa red	4Y4Y	■
	Bright orange	E3E3	■	Natural grey metallic	M4M4	○	Samoa red pearl	P3P3	○
	Candy white	B4B4	■	Night blue metallic	Z2Z2	○	Sand beige metallic	P8P8	○
	Deep black pearl	2T2T	○	Olympian blue metallic	S6S6	○	Sunny yellow	M9M9	■
	Fresco green metallic	3P3P	○	Pure grey	J2J2	■	Toffee brown metallic	4Q4Q	○
	Friesen green	X8X8	■	Reflex silver metallic	8E8E	○			
Trim	'Tasamo' anthracite	RE	■						

Shuttle SE colour availability.

Paint	Candy white	B4B4	■	Night blue metallic	Z2Z2	○	Samoa red pearl	P3P3	○
	Deep black pearl	2T2T	○	Olympian blue metallic	S6S6	○	Sand beige metallic	P8P8	○
	Fresco green metallic	3P3P	○	Reflex silver metallic	8E8E	○	Toffee brown metallic	4Q4Q	○
	Natural grey metallic	M4M4	○	Salsa red	4Y4Y	■			
Trim	'Timo' classic grey	RD	■	'Timo' anthracite	RF	■			

For paint colours and upholstery guide, please refer to pages 90 and 91.

- No extra cost.
- Available at extra cost.

The new Volkswagen Caravelle.



Powerful, refined and luxurious, the new Caravelle is the ultimate passenger carrier in the Volkswagen range, offering seating for up to six people, plus the driver. More adaptable than any other Volkswagen carrier, the new Caravelle features an interior rail system that enables seats to be removed or repositioned with the greatest of ease – providing many different combinations to accommodate people and luggage.

Hardwearing, high quality materials ensure the flexible interior not only provides maximum comfort but also withstands the rigours of everyday

life – maintaining the Caravelle's reputation for durability and reliability.

Two models are available, the SE and Executive, each offering an impressive level of specification. Standard features including alloy wheels, air conditioning, electric windows and a CD player with eight speakers, while a comprehensive range of active and passive safety features provides passengers with optimum levels of protection. In addition, a wealth of optional equipment enables you to customise your Caravelle to your exact requirements.

A range of new generation TDI common rail engines completes the picture, combining performance with economy and producing significantly reduced CO₂ emissions. There's also the option of a 7-speed DSG Direct Shift Gearbox, enabling you to change gear much more quickly than a standard automatic and providing exceptional driving comfort; and 4MOTION® four-wheel drive, ensuring safer driving in poor conditions, such as rain, snow, mud or gravel, providing even greater protection for your passengers.

Main features of the new Caravelle include:

- Carries up to 6 passengers, plus driver
- SE and Executive trim levels
- Rail system enables seats to be repositioned or removed
- High level of standard specification
- Wide choice of optional equipment
- Two side sliding doors provide easy access
- 2 highly efficient TDI diesel engines – 140PS and 180PS
- Short or long wheelbase

More detailed specifications and options are given on the following pages.

New Caravelle standard specifications.

Body.

- 2 front doors
- Body coloured exterior mirror housings and door handles
- Bumpers, body coloured
- Chrome trim on radiator grille
- Clear glass headlights
- Covered sliding door guide
- Fuel tank, lockable (80 litre capacity)
- Heat reflective glass
- Jack and tool kit
- Mirrors: convex on passenger's side, aspherical with outer wide angle section on driver's side
- Self supporting and galvanised full steel body
- Side sliding doors left and right with sliding windows
- Tailgate
- Towing eyes, front screw-in and rear fixed to body
- Underbody made up of long and cross members

Interior.

- | | | |
|--|---|--|
| <p>Front:</p> <ul style="list-style-type: none"> • 6 folding silicone-damped grab handles, with coat hooks • Carpet floor covering • 2 sun visors, folding and pivoted • Air vent in driver's door – bottom right • Dash mounted gear lever • Driver and passenger seats with height, lumbar reach and rake adjustment and armrests • Grab handle at 'A' pillar, left and right • Hook on lower dash on front passenger side • Illuminated vanity mirror and document pocket in both sun visors • Interior entry steps, illuminated • Interior light and two reading lamps in overhead console, with switch off delay and contact switches in all doors • Leather covered steering wheel, handbrake grip and manual gear knob | <p>Storage:</p> <ul style="list-style-type: none"> - 2 storage compartments in dash panel beneath outer air vents - 2 storage compartments in driver and passenger door, lower holds 1.5 litre bottle - Drinks holders - Lockable glove compartment - Open storage compartment in dash panel including mobile phone holder - Storage compartments in outer side of driver and passenger seats - Storage net on lower dash passenger side - Storage pockets on front seat backrests | <p>Rear:</p> <ul style="list-style-type: none"> • 2 longitudinally adjustable single seats in 1st row, drawers in base, folding, integrated seat belts, removable, swivelling • 2 luggage compartment lights • 3-seater bench seat in 2nd rear row with bed function, folding backrest, integrated seat belts, removable • 4 interior lights and 4 reading lamps • Aluminium decorative inlays in rear passenger compartment • Interior entry steps, illuminated • Luggage compartment cover (only with 3-seater bench seat, deleted with optional Sleep Pack) • Multi-functional table: ashtray, drinks holder, running in rails, storage compartments • Rail system for unlimited seat configuration • Roller blinds for side windows • Vented moulded roof trim |
|--|---|--|

Functional.

- | | | |
|---|---|---|
| <ul style="list-style-type: none"> • 3 12V sockets • Air conditioning – see model specific features • Electric windows • Electric, heated exterior mirrors • Heated rear window and wash/wipe • Heater, fresh air system with dust and pollen filter, 4-stage fresh air blower and air recirculation flap • Heater, rear | <ul style="list-style-type: none"> • Instrument illumination, dimmable • Instrument panel includes brake pad wear indicator, coolant temperature display, digital clock, fuel gauge, rev counter, trip computer, speedometer with total mileage and trip counter, warning lamps for handbrake applied and door/tailgate opening, windscreen washer fluid level indicator • RCD 310 Radio/CD player with 8 speakers | <ul style="list-style-type: none"> • Remote central locking with deadlocking and internal locking button, 2 remote keys supplied • Side sliding doors, power latching • Warning buzzer for lights left on • Windscreen wiper with 2-speed operation, variable intermittent delay and wash/wiper system (including touch/sweep function) |
|---|---|---|



RCD 310 radio/CD player.



Air conditioning - Climatic.



Vented roof trim. SE only.

Technical.

- | | |
|--|---|
| <ul style="list-style-type: none"> • Front and rear axle: <ul style="list-style-type: none"> - Anti-roll bars, front and rear - Front McPherson strut suspension - Independent suspension - Rear miniblock springs - Telescopic shock absorbers | <ul style="list-style-type: none"> • Hydraulic brake system with ventilated disc brakes and ABS: Anti-lock Braking System • Power steering • Sports suspension (not on SE long wheelbase) • 16" running gear (17" on 180PS engines) |
|--|---|

Safety and security.

- | | | |
|---|--|--|
| <ul style="list-style-type: none"> • 2 reversing lights • 3rd brake light • 6 securing points in passenger and luggage compartment • ABS: Anti-lock Braking System • Airbag for driver and passenger with passenger airbag deactivation • Airbags, side and front curtain • Anti-theft protection: alarm with interior (front and passenger compartment) and tow away protection, deactivation switch for both functions on 'B' pillar, breaksafe steering wheel lock, electronic immobiliser 'Transponder', locking wheel bolts • Childlocks in rear • Dual tone horn | <ul style="list-style-type: none"> • EBC: Engine Braking Control (MSR) • EBD: Electronic Brakeforce Distribution • EDL: Electronic Differential Lock • ESP: Electronic Stabilisation Programme including Active Rollover Protection (ARP), brake assist system, maximum brake support, prefill and fading brake support and Rain Brake Support • First aid bag and warning triangle • Fog lights, rear and front with cornering lights • Halogen main headlights with daylight running function • Headlight range control • Head restraints, height and tilt adjustable, centre rear 'L' type for optimised view • Hill hold control | <ul style="list-style-type: none"> • ISOFIX child seat mountings in single seats of passenger compartment and 3-seater bench seat (outer seats) • Laminated glass – windscreen with tinted border between sun visors • Rear door interior release lever • Rear view mirror, anti-dazzle function • Safety steering column, height and rake adjustable • Seat belts, 3 point inertia reel integrated into rear seats • Seat belts, height adjustment and tensioners for front seats • Side mounted indicators • TCS: Traction Control System |
|---|--|--|

Model specific features.

Caravelle SE.

- | | | |
|--|--|---|
| <ul style="list-style-type: none"> • Air conditioning with dashboard vents, manually controlled | <ul style="list-style-type: none"> • Alloy wheels, 'Cartagena' 16" 6.5J x 16 on 140PS short wheelbase models, 'Thunder' 17" 7J x 17 on long wheelbase and 180PS short wheelbase models • 'Cheyenne' fabric seat covers | <ul style="list-style-type: none"> • Steel spare wheel • Tyres: 215/65 R16 on 140PS short wheelbase models, 235/55 R17 on long wheelbase and 180PS short wheelbase models |
|--|--|---|

Caravelle Executive.

- | | | |
|---|---|---|
| <ul style="list-style-type: none"> • Air conditioning, front and rear 'Climatronic' 3-zone, electronically controlled • 'Alcantara®/leather' seat covers* • Alloy spare wheel • Alloy wheels, 'Neva' 17" 7J x 17 • Centre armrest on rear seat bench • Cruise control • Heated front seats | <ul style="list-style-type: none"> • Heated windscreen washer jets • Instrument panel additional features: battery voltmeter, oil temperature, silver instrument surrounds • Load sill cover, stainless steel • Privacy glass in rear passenger compartment • Rain sensor and automatic dimming rear view mirror | <ul style="list-style-type: none"> • Servotronic (speed dependent power steering) • Side sliding doors, electric • Side sliding door steps with stainless steel inserts • Tailgate, power latching • Tyres: 235/55 R17 |
|---|---|---|

* Seat material in contact with passengers is Alcantara®/leather, other areas may be leatherette.

New Caravelle recommended retail prices.

Model			Manufacturer's RRP				Ins. group**	
			Basic retail excluding VAT £ †	VAT £ †	Total retail including VAT £ †	Total retail including OTR* excluding VAT £ †		including VAT £ †
New Caravelle SE – short wheelbase.								
	140PS TDI	7EMC31	25,923.62	4,536.63	30,460.25	27,098.62	31,735.00	26E
	140PS TDI DSG	7EMC37	27,327.87	4,782.38	32,110.25	28,502.87	33,385.00	26E
	180PS BITDI	7EMC41	27,540.64	4,819.61	32,360.25	28,590.64	33,510.00	31E
	180PS BITDI DSG	7EMC47	28,944.89	5,065.36	34,010.25	30,119.89	35,285.00	31E
	180PS BITDI 4MOTION®	7EMC45	29,753.40	5,206.85	34,960.25	30,928.40	36,235.00	32E
New Caravelle SE – long wheelbase.								
	140PS TDI	7ENC31	26,774.68	4,685.57	31,460.25	27,949.68	32,735.00	26E
	140PS TDI DSG	7ENC37	28,178.94	4,931.31	33,110.25	29,353.94	34,385.00	26E
	180PS BITDI	7ENC41	28,391.70	4,968.55	33,360.25	29,441.70	34,510.00	31E
	180PS BITDI DSG	7ENC47	29,795.96	5,214.29	35,010.25	30,970.96	36,285.00	31E
New Caravelle Executive – short wheelbase.								
	140PS TDI	7EMH31	28,221.49	4,938.76	33,160.25	29,396.49	34,435.00	26E
	140PS TDI DSG	7EMH37	29,625.74	5,184.51	34,810.25	30,800.74	36,085.00	26E
	180PS BITDI	7EMH41	29,838.51	5,221.74	35,060.25	30,888.51	36,210.00	31E
	180PS BITDI DSG	7EMH47	31,242.77	5,467.48	36,710.25	32,417.77	37,985.00	31E
	180PS BITDI 4MOTION®	7EMH45	32,051.28	5,608.97	37,660.25	33,226.28	38,935.00	32E

† Calculated at 17.5% on all products.

** As advised by the Association of British Insurers (ABI).

Please see www.thatcham.org/abigrouprating for more information.

CO₂ emissions-based Vehicle Excise Duty.

Vehicle Excise Duty (Road Fund Licence) is based upon the type of fuel a vehicle uses and its carbon dioxide (CO₂) emissions, measured in grams per kilometre (g/km).

Bands	First Year Rate	Ongoing
A – up to 100 g/km	£0.00	£0.00
B – 101 to 110 g/km	£0.00	£20.00
C – 111 to 120 g/km	£0.00	£30.00
D – 121 to 130 g/km	£0.00	£90.00
E – 131 to 140 g/km	£110.00	£110.00
F – 141 to 150 g/km	£125.00	£125.00
G – 151 to 165 g/km	£155.00	£155.00
H – 166 to 175 g/km	£250.00	£180.00
I – 176 to 185 g/km	£300.00	£200.00
J – 186 to 200 g/km	£425.00	£235.00
K – 201 to 225 g/km	£550.00	£245.00
L – 226 to 255 g/km	£750.00	£425.00
M – over 255 g/km	£950.00	£435.00

New Caravelle factory options.

	SE – SWB	SE – LWB	Executive	Manufacturer's RRP		
				Basic retail excluding VAT £ †	VAT £ †	Total retail including VAT £ †
Paint options.						
Metallic and pearl paint	•	•	•	463.83	81.17	545.00
Factory fitted options.						
Airbags - rear, curtain (not with seat pack 1 or LWB)	•	-	•	234.04	40.96	275.00
Alloy wheels - 'LA' 7J x 16" with 235/60 R16 tyres, 4 with alloy spare (SE SWB 140PS only)	•	-	-	187.23	32.77	220.00
Alloy wheels - 'Miyato' 6.5J x 16", 4 with steel spare (SE SWB 140PS only)	•	-	-	0.00	0.00	0.00
Alloy wheels - 'Neva' 7J x 17" with 235/55 R17 103W tyres, 4 with steel spare (SE SWB 140PS only, standard on Executive)	•	-	S	425.53	74.47	500.00
Alloy wheels - 'Neva' 7J x 17" with 235/55 R17 103W tyres, 4 with steel spare (SE SWB 180PS and SE LWB only, standard on Executive)	•	•	S	97.87	17.13	115.00
Alloy wheels - 'Siena' 7.5J x 17" with 235/55 R17 tyres, 4 with tyre repair kit in lieu of spare wheel (SE SWB 140PS only)	•	-	-	382.98	67.02	450.00
Alloy wheels - 'Siena' 7.5J x 17" with 235/55 R17 tyres, 4 with tyre repair kit in lieu of spare wheel (SE SWB 180PS and LWB models only)	•	•	-	51.06	8.94	60.00
Alloy wheels - 'Siena' 7.5J x 17" with 235/55 R17 tyres, 4 with tyre repair kit in lieu of spare wheel (Executive only)	-	-	•	0.00	0.00	0.00
Alloy wheels - 'Thunder' 7J x 17" with 235/55 R17 tyres, 4 with steel spare (SE SWB 140PS only, standard on 180PS and LWB)	•	S	-	340.43	59.57	400.00
Alloy wheels - 'Thunder' 7J x 17" with 235/55 R17 tyres, 4 with alloy spare (Executive only)	-	-	•	0.00	0.00	0.00
Alloy wheels - 'Canberra' 8J x 18", 255/45 R18 103W, 4 with tyre repair kit in lieu of spare wheel (SE SWB 140PS only)	•	-	-	1,276.60	223.40	1,500.00
Alloy wheels - 'Canberra' 8J x 18", 255/45 R18 103W, 4 with tyre repair kit in lieu of spare wheel (SE SWB 180PS and LWB models only)	•	•	-	936.17	163.83	1,100.00
Alloy wheels - 'Canberra' 8J x 18", 255/45 R18 103W, 4 with tyre repair kit in lieu of spare wheel (Executive only)	-	-	•	723.40	126.60	850.00
Battery - second 80Ah (included with parking heater A, B or thermal box)	•	•	•	170.21	29.79	200.00
CD changer - 6 disc	•	•	•	251.06	43.94	295.00
Cruise control - (included with lane change assist)	•	•	S	157.45	27.55	185.00
Mirrors - electrically folding	•	•	•	106.38	18.62	125.00
Mud flaps - front and rear	•	•	•	89.36	15.64	105.00
Net partition - (not LWB)	•	-	•	93.62	16.38	110.00
Parking sensors - front and rear	•	•	•	323.40	56.60	380.00
Privacy glass - rear ¹	•	•	S	208.51	36.49	245.00
Roof load rack preparation	•	•	•	68.09	11.91	80.00

• Options. - Not available. s Standard equipment.

¹ Privacy glass: All rear and side windows from 'B' pillar back are dark tinted.

† Calculated at 17.5% on all products.



16" 'Miyato' alloy wheel.



17" 'Thunder' alloy wheel.



Cruise control.

Options subject to availability.

New Caravelle factory options. (continued)

	SE – SWB	SE – LWB	Executive	Manufacturer's RRP		
				Basic retail excluding VAT £ †	VAT £ †	Total retail including VAT £ †
Factory fitted options. (continued)						
Satellite navigation - colour touch screen, includes AUX-IN for external audio source ²	•	•	•	1,531.91	268.09	1,800.00
Smoking pack - ashtray, cigarette lighter and additional cup holder	•	•	•	17.02	2.98	20.00
Steering wheel - multi-function with radio controls	•	•	•	114.89	20.11	135.00
Storage drawers - 3 in base of rear bench seat, includes litter bin (not with seat pack 3, included in sleep pack)	•	•	•	34.04	5.96	40.00
Sunroof - glass, electric, front	•	•	•	446.81	78.19	525.00
Tailgate - power latching	•	•	S	80.85	14.15	95.00
Thermal Box - 32 litre (includes battery - second 80Ah, only with seat pack 3 or 6 on LWB)	•	•	•	319.15	55.85	375.00
Towbar - removable ball with 13 pin socket ³	•	•	•	434.04	75.96	510.00
Tyre pressure warning light - (not with side doors - electric)	•	•	•	42.55	7.45	50.00
Options packs.						
Lane change assist - includes visibility pack 2 and cruise control (SE SWB only)	•	-	-	723.40	126.60	850.00
Lane change assist - includes visibility pack 2 (Executive only)	-	-	•	638.30	111.70	750.00
Sleep pack - curtains, bed extension and cover, 3 storage drawers and litter bin (not with seat pack 3, storage drawers, 4MOTION® or LWB) ⁴	•	-	•	510.64	89.36	600.00
Visibility Pack 1 - headlamp washers, heated washer jets and washer fluid level indicator (SE only)	•	•	-	148.94	26.06	175.00
Visibility Pack 1 - headlamp washers, heated washers and washer fluid level indicator (Executive only) ⁵	-	-	•	127.66	22.34	150.00
Visibility Pack 2 - rain sensor and automatic dimming rear view mirror (included with lane change assist)	•	•	S	85.11	14.89	100.00
Audio options.						
DAB - digital radio reception (not with satellite navigation)	•	•	•	157.45	27.55	185.00
Door pack.						
Side doors - electric (not with tyre pressure warning light)	•	•	S	510.64	89.36	600.00
Heating and ventilation.						
Air conditioning - climatronic	•	•	S	680.85	119.15	800.00
Charcoal canister - for ventilation system	•	•	•	12.77	2.23	15.00
Parking heater A - with timer, includes battery - second 80Ah	•	•	•	1,276.60	223.40	1,500.00
Parking heater B - with timer and remote control, includes battery - second 80Ah	•	•	•	1,489.36	260.64	1,750.00



Air conditioning - Climatronic.



Steering wheel - multi-function.



Satellite navigation system.



Parking sensors.



Sliding and tilting sunroof.



16" 'Cartagena' alloy wheel.

	SE – SWB	SE – LWB	Executive	Manufacturer's RRP		
				Basic retail excluding VAT £ †	VAT £ †	Total retail including VAT £ †
Seat packs.						
Seats - Alcantara®/leather upholstery with rear centre armrest (includes seat pack 2 - heated front seats) ⁶	•	•	S	1,063.83	186.17	1,250.00
Seats - Nappa leather upholstery with rear centre armrest (includes seat pack 2 - heated front seats) ⁶	•	•	-	1,914.89	335.11	2,250.00
Seats - Nappa leather upholstery with rear centre armrest ⁶	-	-	•	851.06	148.94	1,000.00
Seat Pack 1 - driver and passenger swivel seats (not with airbags - rear curtain) ⁷	•	•	•	255.32	44.68	300.00
Seat Pack 2 - heated driver and front passenger seats	•	•	S	212.77	37.23	250.00
Seat Pack 3 - rear seating for 4 - 2:2 layout (not with sleep pack or LWB) ⁸	•	-	•	0.00	0.00	0.00
Seat Pack 3 - rear seating for 4 - 2:2 layout (LWB only) ⁹	-	•	-	76.60	13.40	90.00
Seat Pack 4 - 1 integrated child seat in 1st row ¹⁰	•	•	•	123.40	21.60	145.00
Seat Pack 5 - 2 integrated child seats in 1st row ¹⁰	•	•	•	242.55	42.45	285.00
Seat Pack 6 - rear seating for 5 - 1:2:2 layout (LWB only, not with seat pack 5) ¹¹	-	•	-	212.77	37.23	250.00

- Options.
- Not available.
- s Standard equipment.

† Calculated at 17.5% on all products.

² **Satellite navigation:** Replaces radio/in-dash CD player, includes RDS radio function and CD changer control, where fitted (satellite navigation unit does not play audio CDs).

³ **Towbar:** An adaptor is available from Van Centres, to allow connection to twin 7 pin sockets. Only one front towing eye with towbars.

⁴ **Sleep pack:** 3 drawers in base/load through facility of 3-seater bench in 2nd rear row. Luggage compartment cover deleted.

⁵ **Visibility pack:** Heated washer jets standard on Executive.

⁶ **Alcantara®/leather and Nappa leather upholstery:** Seat material in contact with passengers is leather, other areas are leatherette.

⁷ **Seat pack 1:** Swivel seats include lumbar support and armrests but do not have height adjustment.

⁸ **Seat pack 3:** 2 individual and removable seats with armrests, integral seatbelts and ISOFIX mountings for childseats, in lieu of rear bench.

⁹ **Seat pack 3:** 2 individual and removable seats with armrests, integral seatbelts and ISOFIX mountings for childseats in 2nd rear row. 3-seat bench in 3rd rear row deleted.

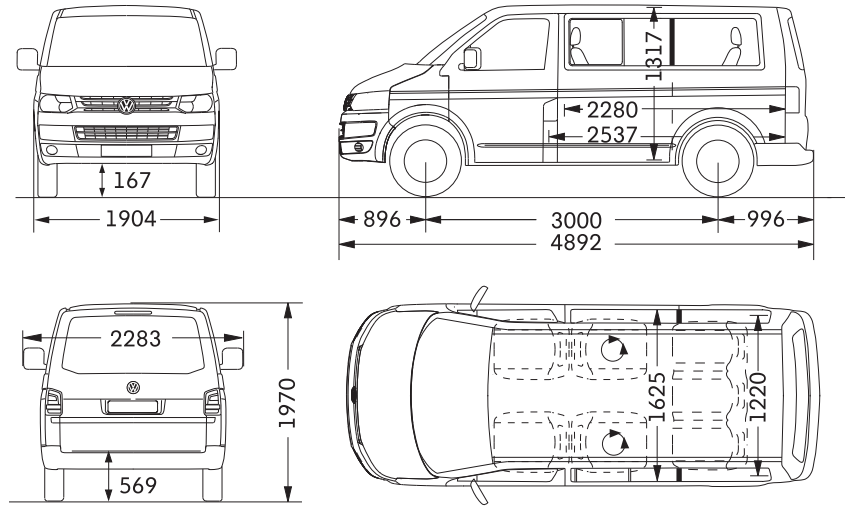
¹⁰ **Child seat:** includes ISOFIX mountings.

¹¹ 3-seat bench in 3rd rear row replaced with 2 single seats with armrests.

Options subject to availability.

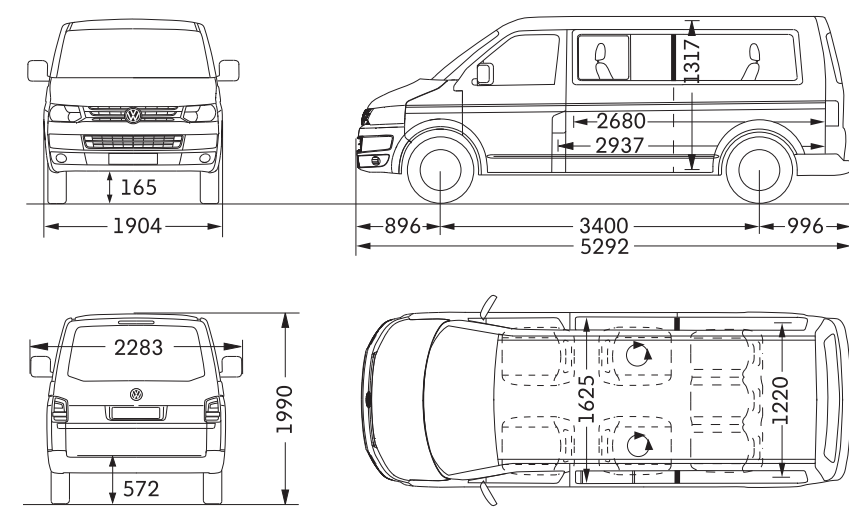
New Caravelle dimensions and weights.

New Caravelle short wheelbase.



Wheelbase	3,000
Passenger compartment	
length	2,537
width	1,625
height	1,317
area	4.3m ²
volume	5.8m ³
Width (between wheel housings)	1,220
Side sliding door	
width	1,010
height	1,253
Tailgate	
width	1,446
height	1,262
Turning circle (wall to wall)	11.9m
Dimensions in mm unless otherwise indicated.	

New Caravelle long wheelbase.



Wheelbase	3,400
Passenger compartment	
length	2,937
width	1,625
height	1,317
area	5.0m ²
volume	6.7m ³
Width (between wheel housings)	1,220
Side sliding door	
width	1,010
height	1,253
Tailgate	
width	1,446
height	1,262
Turning circle (wall to wall)	13.2m
Dimensions in mm unless otherwise indicated.	

The height measurements listed here may differ by approx ± 50mm depending on equipment fitted. Please note vehicle drawings are not to scale.

Model	Gross vehicle weight kg	Engine	Axle load limit front / rear kg	Trailer weight braked / unbraked* kg	Gross train weight kg	Unladen weight** kg	Payload** kg
New Caravelle SE short wheelbase.							
3,000	140PS TDI		1550 / 1575	2,500 / 750	5,200	2,308	692
	140PS TDI DSG		1550 / 1575	2,500 / 750	5,300	2,320	680
	180PS BiTDI		1550 / 1575	2,500 / 750	5,200	2,338	662
	180PS BiTDI DSG		1550 / 1575	2,500 / 750	5,300	2,350	650
	180PS BiTDI 4MOTION®		TBC / TBC	TBC / TBC	TBC	2,456	544

Model	Gross vehicle weight kg	Engine	Axle load limit front / rear kg	Trailer weight braked / unbraked* kg	Gross train weight kg	Unladen weight** kg	Payload** kg
New Caravelle SE long wheelbase.							
3,080	140PS TDI		1600 / 1600	2,500 / 750	5,200	2,410	670
	140PS TDI DSG		1600 / 1600	2,500 / 750	5,300	2,422	658
	180PS BiTDI		1600 / 1600	2,500 / 750	5,200	2,421	659
	180PS BiTDI DSG		1600 / 1600	2,500 / 750	5,300	2,433	647

New Caravelle Executive short wheelbase.

3,000	140PS TDI		1550 / 1575	2,500 / 750	5,200	2,340	660
	140PS TDI DSG		1550 / 1575	2,500 / 750	5,300	2,352	648
	180PS BiTDI		1550 / 1575	2,500 / 750	5,200	2,365	635
	180PS BiTDI DSG		1550 / 1575	2,500 / 750	5,300	2,377	623
	180PS BiTDI 4MOTION®		TBC / TBC	TBC / TBC	TBC	2,483	517

Trailer nose weight is 100kg.

Roof load limit is: maximum 150kg (with 4 roof bars).
maximum 100kg (with 2 roof bars).

Tailgate load limit (where fitted) is maximum 75kg.

* For 12% gradient.

** Unladen weight and payload includes approximately 90% fuel load and 75kg for driver.

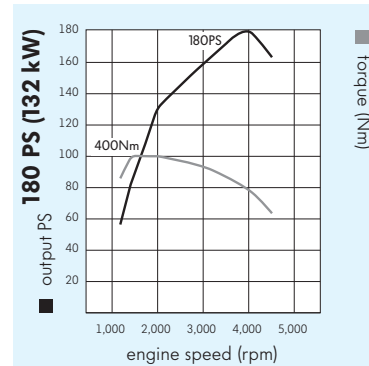
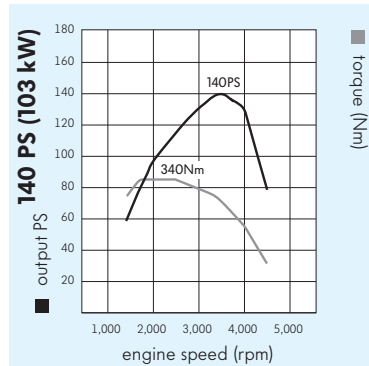
Payload = gross vehicle weight - unladen weight.

Weights are for vehicles with standard specification. The addition of factory options or Volkswagen Van Centre fitted accessories may affect unladen weight and payload.

New Caravelle engine specification.

	140PS TDI	180PS BiTDI
Engine type	Transverse, water cooled, diesel in line variable turbine geometry turbocharger with intercooler	Transverse, water cooled in line bi-turbo with intercooler
Mixture preparation/injection method	Common rail direct injection	BiTurbo common rail direct injection
EU exhaust emission standard	5	
No. of cylinders	4	
Cubic capacity, cm ³	1,968	
Output, PS at rpm	140 at 3,500	180 at 4,000
Torque, max. Nm/rpm	340/1,750-2,500	400/1,500-2,000
Diesel Particulate Filter (DPF)	•	•
6-speed manual gearbox	•	•
7-speed auto DSG	•	•
Front wheel drive	•	•
4MOTION® all wheel drive	-	•
Alternator		180A
Battery - SE		61Ah (330A)
Battery - Executive		95Ah (450A)

- Available.
- Not available.



New generation 7-speed Direct Shift Gearbox.

Unique to the commercial vehicle market, this highly acclaimed transmission system is now available for the first time on the new Caravelle, making life much easier for the driver.

DSG operates via two automatic clutches: while one is engaged, the other is ready to accept the next gear. This enables changing of gears much faster than a standard automatic gearbox or manual – in less than four hundredths of a second – making it ideal for stop-start city driving.



New Caravelle fuel consumption, performance and CO₂ emissions.

Model	Engine	Urban mpg (l/100km) [†]	Extra urban mpg (l/100km) [†]	Combined mpg (l/100km) [†]	Acceleration 0-62 mph	Top speed (where the law permits) mph	CO ₂ emissions (g/km)
Caravelle short and long wheelbase.							
SE and Executive	140PS TDI	28.8 (9.8)	43.5 (6.5)	36.7 (7.7)	14.2	107	203
	140PS TDI DSG	27.2 (10.4)	40.9 (6.9)	34.4 (8.2)	14.7	107	216
	180PS BiTDI	29.4 (9.6)	43.5 (6.5)	37.2 (7.6)	11.4	119	199
	180PS BiTDI DSG	28.2 (10.0)	42.2 (6.7)	35.8 (7.9)	11.3	119	208
	180PS BiTDI 4MOTION® *	TBC	TBC	TBC	TBC	TBC	TBC

* Please contact your Van Centre for full details of availability.

† With 50% payload and 80 litre fuel tank capacity.

Paint colour and upholstery availability.

Colour	Fabric	Model	Candy white (B4B4)	Deep black pearl (2T2T) ¹	Fresco green metallic (3P3P) ¹	Natural grey metallic (M4M4) ¹	Night blue metallic (Z2Z2) ¹	Olympian blue metallic (S6S6) ¹	Reflex silver metallic (8E8E) ¹	Salsa red (4Y4Y)	Samoa red pearl (P3P3) ¹	Sand beige metallic (P8P8) ¹	Toffee brown metallic (4Q4Q) ¹
Anthracite	Cheyenne fabric	Anthracite	SE	•	•	•	•	•	•	•	•	•	•
	Alcantara®/leather	Anthracite	Executive	-	-	-	-	-	-	-	-	-	-
	Nappa leather	Anthracite	SE	•	•	•	•	•	•	•	•	•	•
			Executive	•	•	•	•	•	•	•	•	•	•
Classic grey	Cheyenne fabric ²	Classic grey	SE	•	•	•	•	•	•	•	•	•	•
	Alcantara®/leather ^{2,3}	Classic grey	Executive	-	-	-	-	-	-	-	-	-	-
	Nappa leather ^{2,3}	Classic grey	SE	•	•	•	•	•	•	•	•	•	•
			Executive	•	•	•	•	•	•	•	•	•	•
Desert beige	Nappa leather ³	Desert beige	SE	-	-	-	-	-	-	-	-	-	-
			Executive	•	•	•	•	•	•	•	•	•	•
Date brown	Nappa leather ³	Date brown	SE	-	-	-	-	-	-	-	-	-	-
			Executive	•	•	•	•	•	•	•	•	•	•

• Available. ◦ Available at extra cost. - Not available.

¹ These paints are available at extra cost.

² Not available on SE LWB.

³ Alcantara®/leather upholstery is available at extra cost on SE models, Nappa leather upholstery is available at extra cost excluding SE LWB. Alcantara®/leather upholstery is only available in Anthracite on SE LWB. Generally all parts of leather upholstery in direct contact with the driver or passenger are leather, other areas may contain leatherette.

The Volkswagen Crafter window van.



The latest and largest addition to the Volkswagen range, the Crafter's chunky good looks only partially reveal its underlying strengths. Powerful engines with enough torque to satisfy the most demanding business uses, enough space to carry up to 8 passengers, and an array of features to satisfy the most discerning of customers – all make the Crafter the vehicle of choice for a range of passenger-carrying businesses.

We detail more of those choices on the following pages, but these are primary choices you get from the Crafter range:


- Seating options for up to 8 passengers plus driver
- Two TDI common-rail diesel engines
- Medium or long wheelbase options.

And these features are standard across the range:

- ABS*
- ESP* for load stability
- TCS*
- Wide side sliding door.

If you need to carry more than 8 passengers, please see Engineered for you™ page, or ask one of our Van Centre staff. Whatever your basic passenger-carrying requirement is, there will be a Crafter model which will do the job. Other features and options are listed on the following pages.

* Please refer to the glossary on page 97 of this brochure.



Crafter window van standard specifications.

Body.

- 75 litre fuel tank with lockable cap
- Black bumpers with integrated front step
- Black wheel centre caps
- Externally adjustable external convex mirrors with indicators
- Front and rear towing eyes
- Heat reflective glass
- Lateral side marker lights
- Rear wing doors with heated windows
- Sheet steel flooring
- Side sliding door on left
- Tyre repair kit and compressor
- Windows - fixed left and right

Interior.

- Cab area:**
- 2 folding and pivoted sun visors
 - Coat hook
 - Driver's seat with height, reach and rake adjustment
 - Grab handles
 - 'Box' fabric seat covers
 - Interior light (including 2 reading lights)
 - Moulded headlining
 - Rubber floor covering
- Storage:**
- 5 drinks holders
 - Document holder on centre console
 - Glove compartment
 - Overhead storage (max load 5kg)
 - Storage compartment in right step
 - Storage compartments (open and closed) in doors
 - Storage nets on inside rear doors
 - Storage tray in centre console
 - Storage tray on dashboard
- Rear:**
- Door-activated interior lighting
 - Interior entry step
 - Rear door interior release lever

Functional.

- 3 12V sockets
- Digital clock
- Dimmable dashboard illumination
- Electric windows
- Manually controlled heating system with charcoal filter and air recirculation
- Parking lights (MWB only)
- Radio/single CD player, MP3 compatible with 5 speakers
- Remote central locking with 2 remote keys
- Rev counter
- Warning buzzer for lights left on
- Windscreen wiper with variable intermittent delay and wash/wiper system

Technical.

- Front and rear axle:
 - Anti-roll bar, front
 - Front transverse leaf spring independent suspension
 - Rear rigid axle with leaf springs - single leaf
 - Telescopic shock absorbers
- Hydraulic brake system with front ventilated and rear solid disc brakes
- Power steering
- Steel wheels: 6.5J x 16
- Tyres: 235/65 R16C

Safety and security.

- 3rd brake light
- ABS: Anti-lock Braking System
- Automatic hazard lights activation under emergency braking
- Brake pad wear, failure and fluid level indicators
- Driver's airbag
- EBA: Electronic Brake Assist
- EBD: Electronic Brakeforce Distribution
- EDL: Electronic Differential Lock
- ESP: Electronic Stabilisation Programme - load adjusting
- Electronic steering wheel lock
- Engine immobiliser 'Transponder'
- Halogen main headlights with headlight range control
- Height adjustable head restraints
- Height adjustable seat belts for all outer cab seats
- Parking brake
- Rear fog light
- Rear view mirror with anti-dazzle function
- Seat belt warning light for driver
- TCS: Traction Control System
- Thatcham Category 1 alarm with interior (front and rear) and tow-away protection and back-up horn
- Three point inertia reel seat belts for all seats



Overhead console.



Overhead storage.



Radio/CD player.



Third brake light.



Shiftmatic.



Driver's airbag.

Crafter window van recommended retail prices.

Model			Manufacturer's RRP			Ins. group**		
			Basic retail excluding VAT £ †	VAT £ †	Total retail including VAT £ †		Total retail including OTR* excluding VAT £ †	Total retail including OTR* including VAT £ †
Window van medium wheelbase high roof.								
CR35	109PS TDI	2EE1B5	24,100.00	4,217.50	28,317.50	25,475.00	29,792.25	9E
	136PS TDI	2EE1C5	25,000.00	4,375.00	29,375.00	26,375.00	30,849.75	10E
	136PS TDI Shiftmatic	2EE1CA	25,750.00	4,506.25	30,256.25	27,125.00	31,731.00	10E
Window van long wheelbase high roof.								
CR35	109PS TDI	2EK1B5	24,920.00	4,361.00	29,281.00	26,295.00	30,755.75	10E
	136PS TDI	2EK1C5	25,820.00	4,518.50	30,338.50	27,195.00	31,813.25	10E
	136PS TDI Shiftmatic	2EK1CA	26,570.00	4,649.75	31,219.75	27,945.00	32,694.50	10E

*OTR (on the road) package includes the following:
 Delivery to retailer £550.00
 Number plates £20.00
 VAT £99.75
 Road fund licence £750.00
 First registration fee £55.00
Total £1,474.75

† Calculated at 17.5% on all products.

** Insurance group: As advised by the Association of British Insurers (ABI). Please see www.thatcham.org/abigrouprating for more information.

CO₂ emissions-based Vehicle Excise Duty.

Vehicle Excise Duty (Road Fund Licence) is based upon the type of fuel a vehicle uses and its carbon dioxide (CO₂) emissions, measured in grams per kilometre (g/km).

Bands	First Year Rate	Ongoing
A – up to 100 g/km	£0.00	£0.00
B – 101 to 110 g/km	£0.00	£20.00
C – 111 to 120 g/km	£0.00	£30.00
D – 121 to 130 g/km	£0.00	£90.00
E – 131 to 140 g/km	£110.00	£110.00
F – 141 to 150 g/km	£125.00	£125.00
G – 151 to 165 g/km	£155.00	£155.00
H – 166 to 175 g/km	£250.00	£180.00
I – 176 to 185 g/km	£300.00	£200.00
J – 186 to 200 g/km	£425.00	£235.00
K – 201 to 225 g/km	£550.00	£245.00
L – 226 to 255 g/km	£750.00	£425.00
M – over 255 g/km	£950.00	£435.00

Crafter window van factory options.

	CR35		Manufacturer's RRP		
	MWB	LWB	Basic retail excluding VAT £ †	VAT £ †	Total retail including VAT £ †
Paint options.					
Deep black paint - 3902	•	•	390.00	68.25	458.25
Metallic paint	•	•	720.00	126.00	846.00
Pearl effect paint	•	•	770.00	134.75	904.75
Danish blue paint - 9506	•	•	105.00	18.38	123.38
Factory fitted options.					
Alloy wheels	•	•	435.00	76.13	511.13
Battery - uprated 110Ah (not with heated windscreen or tachograph - digital)	•	•	35.00	6.13	41.13
Cruise control	•	•	200.00	35.00	235.00
Electric mirrors - heated and adjustable	•	•	175.00	30.63	205.63
Fog lights - front, integrated in bumper	•	•	105.00	18.38	123.38
Headlight washers (included with visibility pack)	•	•	185.00	32.38	217.38
Heated windscreen (only with visibility pack, not with battery - uprated)	•	•	140.00	24.50	164.50
Keys - 2 additional keys	•	•	55.00	9.63	64.63
Mud flaps - front	•	•	30.00	5.25	35.25
Mud flaps - front and rear	•	•	60.00	10.50	70.50
Parking brake - hill hold control (standard on Shiftmatic)	•	•	65.00	11.38	76.38
Parking sensors - front and rear (only with electric mirrors)	•	•	290.00	50.75	340.75
Privacy glass - passenger compartment					
MWB	•	-	260.00	45.50	305.50
LWB	-	•	325.00	56.88	381.88
Reversing camera - includes 7" monitor on dashboard (not with parking sensors)	•	•	740.00	129.50	869.50
Reversing camera with front and rear parking sensors - includes 7" monitor on dashboard (only with electric mirrors, not with step - rear, full width)	•	•	1,025.00	179.38	1,204.38
Roof rack preparation	•	•	85.00	14.88	99.88
Satellite navigation A - colour screen with arrow navigation (CD)	•	•	1,060.00	185.50	1,245.50
Satellite navigation B - colour screen with map navigation (DVD)	•	•	1,660.00	290.50	1,950.50
Spare wheel - steel	•	•	0.00	0.00	0.00

• Options.
 - Not available.

† Calculated at 17.5% on all products.



Adjustable driver's seat.



Electric windows.



Cruise control.



16" alloy wheels.



Reversing camera.



Reversing camera display.

Options subject to availability.

Crafter window van factory options. (continued)

	CR35		Manufacturer's RRP		
	High roof		Basic retail excluding VAT £ †	VAT £ †	Total retail including VAT £ †
	MWB	LWB			
Factory fitted options. (continued)					
Speed limiter 90km/h	•	•	40.00	7.00	47.00
Speed limiter 100km/h	•	•	40.00	7.00	47.00
Speed limiter 120km/h	•	•	40.00	7.00	47.00
Steering wheel - height and reach adjustable	•	•	65.00	11.38	76.38
Steering wheel - multi-function, includes trip computer (included with satellite navigation packs)	•	•	220.00	38.50	258.50
Step - rear, in bumper (not with towbars)	•	•	115.00	20.13	135.13
Tachograph - digital (not with battery - uprated)	•	•	415.00	72.63	487.63
Temperature display - external (included with air conditioning, satellite navigation packs and steering wheel - multi-function)	•	•	90.00	15.75	105.75
Tyre pressure warning light	•	•	270.00	47.25	317.25
Tyres - all weather	•	•	90.00	15.75	105.75
Options packs.					
Visibility pack - rain sensor, headlamp washers and automatic light sensor	•	•	310.00	54.25	364.25
Airbag packs.					
Airbag pack A - passenger	•	•	220.00	38.50	258.50
Airbag pack B - passenger, side and front curtain airbags (only with seat packs B or D)	•	•	765.00	133.88	898.88
Airbag pack C - side airbag driver's side only (not with airbag pack A or B)	•	•	105.00	18.38	123.38
Door packs.					
Rear doors - 270° hinges	•	•	265.00	63.88	428.88

- Options.
- Not available.

† Calculated at 17.5% on all products.



Satellite navigation B.



Electric mirrors. Image shows Parking sensors display.



Fog lights.



Automatic light sensor.



Air conditioning 'Climatic'.



Multi-function steering wheel.

Options subject to availability.

	CR35		Manufacturer's RRP		
	High roof		Basic retail excluding VAT £ †	VAT £ †	Total retail including VAT £ †
	MWB	LWB			
Heating and ventilation.					
Air conditioning pack A - 'Climatic', includes temperature display, external	•	•	955.00	167.13	1,122.13
Air conditioning pack B - 'Climatic', includes temperature display, external and second evaporator on the roof for passenger compartment (not with roof pack A)	•	•	2,035.00	356.13	2,391.13
Roof packs.					
Roof pack A - low roof (not with air conditioning pack B)	•	-	-800.00	-140.00	-940.00
Seat packs.					
Seat pack A - drivers seat with lumbar support	•	•	65.00	11.38	76.38
Seat pack B - driver and single passenger seat with lumbar support and inner armrest	•	•	195.00	34.13	229.13
Seat pack C - driver only with suspension and lumbar support	•	•	205.00	35.88	240.88
Seat pack D - driver and single passenger seat with suspension, lumbar support and inner armrest	•	•	455.00	79.63	534.63
Seat pack G - heated driver's seat	•	•	100.00	17.50	117.50
Seat pack H - heated driver and front passenger seat	•	•	200.00	35.00	235.00
Seat pack J - 1st rear row - 2 seat bench	•	•	360.00	63.00	423.00
Seat pack K - 2nd rear row - 2 seat bench	•	•	360.00	63.00	423.00
Seat pack L - 3rd rear row - 3 seat bench	•	•	550.00	96.25	646.25

- Options.
- Not available.

† Calculated at 17.5% on all products.

Crafter window van factory options. (continued)

	CR35		Manufacturer's RRP		
	High roof		Basic retail excluding VAT £ †	VAT £ †	Total retail including VAT £ †
	MWB	LWB			
Towbar packs.					
Towbar pack A - preparation, with socket ¹	•	•	135.00	23.63	158.63
Towbar pack B - preparation, with bracket, socket and cable ^{1,2}	•	•	210.00	36.75	246.75
Towbar pack C (towing weight 2.0t) - fixed ball with 13 pin socket (not with rear steps) ^{1,2,3}	•	•	335.00	58.63	393.63
Towbar pack D (towing weight 2.0t) - removable ball (not with rear steps) ^{1,2,3}	•	•	450.00	78.75	528.75
Towbar pack E (towing weight 2.0t) - jaw type with 13 pin socket (not with rear steps) ^{1,2,3}	•	•	345.00	60.38	405.38

- Options.
- Not available.

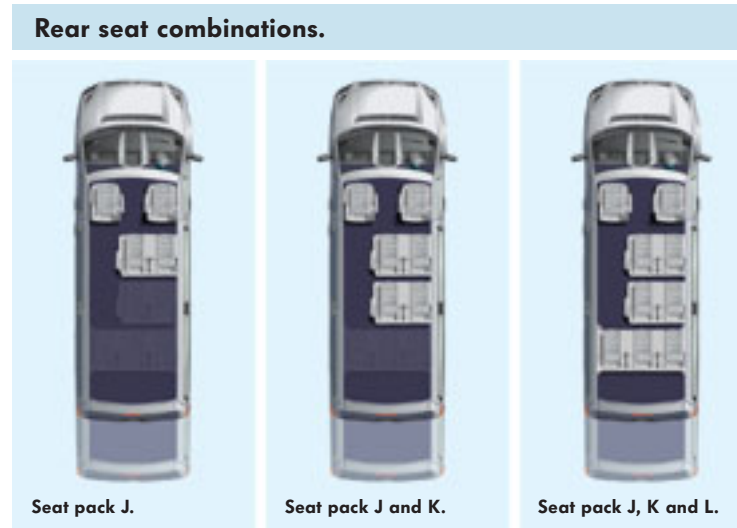
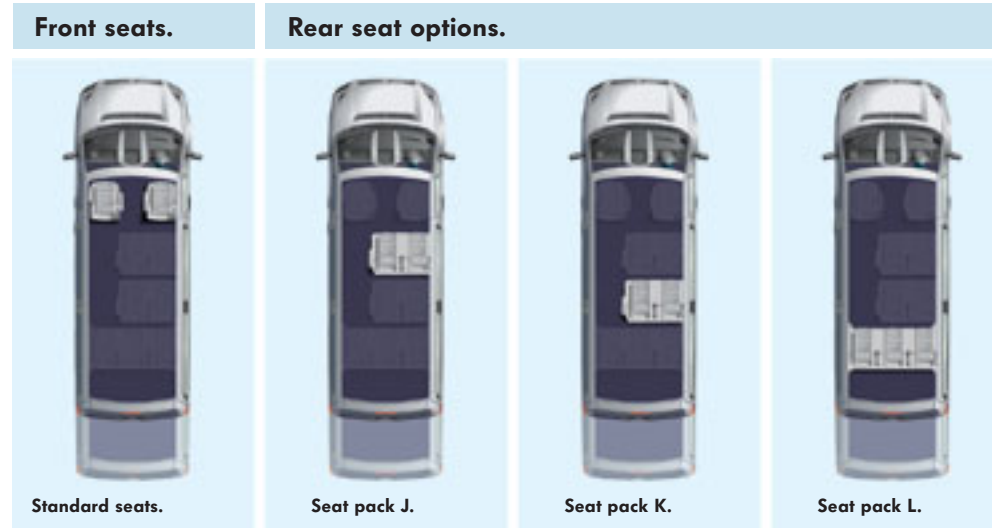
† Calculated at 17.5% on all products.

¹ **Towbars:** In most circumstances, for commercial use, a tachograph will be required when towing equipment is fitted.

² **Towbars:** Only one front towing eye.

³ **Towbars:** An adaptor is available from Volkswagen Van Centres, to allow connection to twin 7 pin sockets.

Window van seating options.



Please note: Seat packs will affect vehicle payloads. Please ask your nearest Volkswagen Van Centre.

VAT information.

The VAT paid on window vans can usually be recovered if the vehicle is purchased by a VAT registered business. However VAT incurred on the purchase of vans fitted with windows and/or seats to the rear of the driver cannot be recovered unless the vehicle payload meets or exceeds 1,000kg. Otherwise VAT incurred on these vehicles is not available for recovery unless the vehicle is used for 100% business purposes. It is the customer's responsibility to deal with the VAT correctly. Customers should always seek professional advice to establish their own personal tax position.



Seat packs.



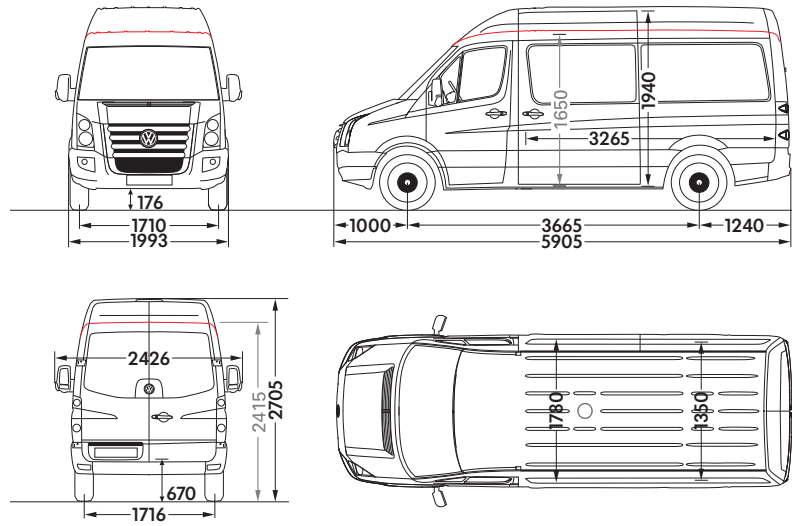
Towbars.



Headlight washers.

Crafter window van dimensions and weights.

Window van medium wheelbase high roof.

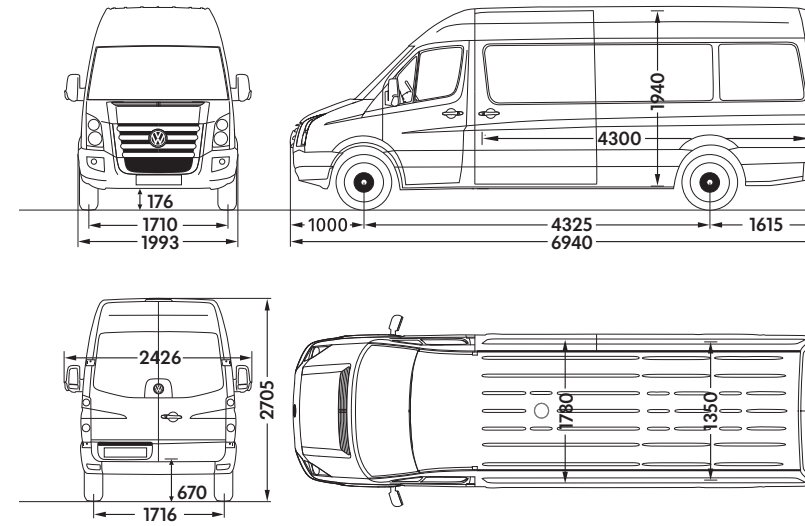


	Roof height	
	low	high
Wheelbase	3,665	3,665
Load compartment volume	9.0m ³	11.0m ³
Lateral sliding door width	1,300	1,300
height	1,520	1,820
Rear doors width	1,565	1,565
height	1,540	1,840
Turning circle (wall to wall)	13.6m	13.6m

Dimensions in mm unless otherwise indicated.

■ Indicates optional low roof height.

Window van long wheelbase high roof.



	Roof height	
	low	high
Wheelbase	4,325	4,325
Load compartment volume	14.0m ³	14.0m ³
Lateral sliding door width	1,300	1,300
height	1,520	1,820
Rear doors width	1,565	1,565
height	1,540	1,840
Turning circle (wall to wall)	15.6m	15.6m

Dimensions in mm unless otherwise indicated.

The height measurements listed are based on vehicles with standard specification, and may differ by approx ± 40mm depending on equipment fitted. Please note vehicle drawings are not to scale.

Gross vehicle weight	Engine	Axle load limit front / rear	Trailer weight braked / unbraked*	Gross train weight	Unladen weight**	Payload**
Model kg		kg	kg	kg	kg	kg
CR35 3,500	109PS TDI	1,650 / 2,250	2,000 / #	5,500	2,241	1,259
	136PS TDI	1,650 / 2,250	2,000 / #	5,500	2,241	1,259
	136PS TDI Shiftmatic	1,650 / 2,250	2,000 / #	5,500	2,239	1,261

Gross vehicle weight	Engine	Axle load limit front / rear	Trailer weight braked / unbraked*	Gross train weight	Unladen weight**	Payload**
Model kg		kg	kg	kg	kg	kg
CR35 3,500	109PS TDI	1,800 / 2,250	2,000 / #	5,500	2,424	1,076
	136PS TDI	1,800 / 2,250	2,000 / #	5,500	2,424	1,076
	136PS TDI Shiftmatic	1,800 / 2,250	2,000 / #	5,500	2,422	1,078

Roof load limit 300kg.
 Trailer nose weight 100kg.
 All data is provisional.
 # Value not available.
 * For 12% gradient.
 ** Unladen weight and payload includes approximately 90% fuel load and 75kg for driver.
 Payload = gross vehicle weight - unladen weight.

Weights are for vehicles with standard specification. The addition of factory options or Volkswagen Van Centre fitted accessories may affect unladen weight and payload. For details on how optional equipment such as seat packs will affect payloads, please contact your nearest Volkswagen Van Centre.

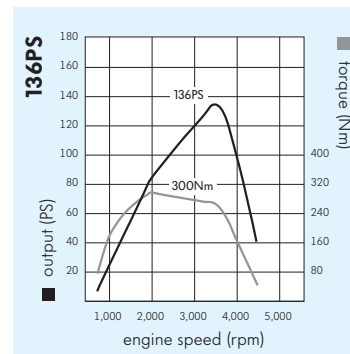
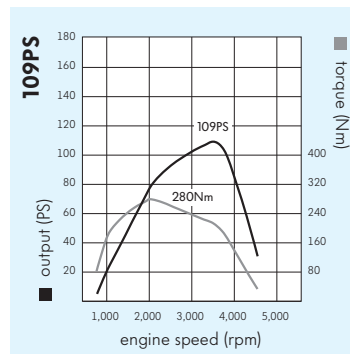
Crafter window van engine specification.

	109PS TDI	136PS TDI
Mixture preparation/injection method	Common rail direct injection	
EU exhaust emission standard	4	
No. of cylinders	5	
Cubic capacity, cm ³	2,459	
Output, PS at rpm	109 at 3,500	136 at 3,500
Torque, max. Nm/rpm	280/2,000	300/2,000
Diesel particulate filter	•	•
6-speed manual gearbox	•	•
6-speed Shiftmatic gearbox	-	•
Rear wheel drive	•	•

Electrics.

Alternator	110A
Battery	72Ah (380A)

- Available
- Not available



Shiftmatic.

This lightweight gearbox combines the functionality of an automatic with the characteristics of a manual.

The Shiftmatic can be operated in either manual or automatic mode. In automatic mode all gears are selected automatically by the gearbox control unit, with a kick-down function for those times where extra acceleration is needed.

In manual mode, the driver pushes the gear lever forwards to change down, or backwards to change up, giving all the benefits of a manual gearbox without the need for a manual clutch – perfect for city driving.



Crafter fuel consumption, performance and CO₂ emissions.

Model	Engine	Urban mpg (l/100km)*	Extra urban mpg (l/100km)*	Combined mpg (l/100km)*	CO ₂ emissions (g/km)	Acceleration 0-62 mph	Top speed (where the law permits) mph
Crafter window van medium and long wheelbases.							
CR35	109PS TDI	21.2 (13.3)	35.3 (8.0)	28.5 (9.9)	261	18.5	89
	136PS TDI	20.2 (14.0)	35.8 (7.9)	28.0 (10.1)	267	15.3	93
	136PS TDI Shiftmatic	24.8 (11.4)	32.5 (8.7)	29.1 (9.7)	255	18.1	93

* With 50% payload.

Some figures are provisional.
The figures listed apply to vehicles without optional extras.


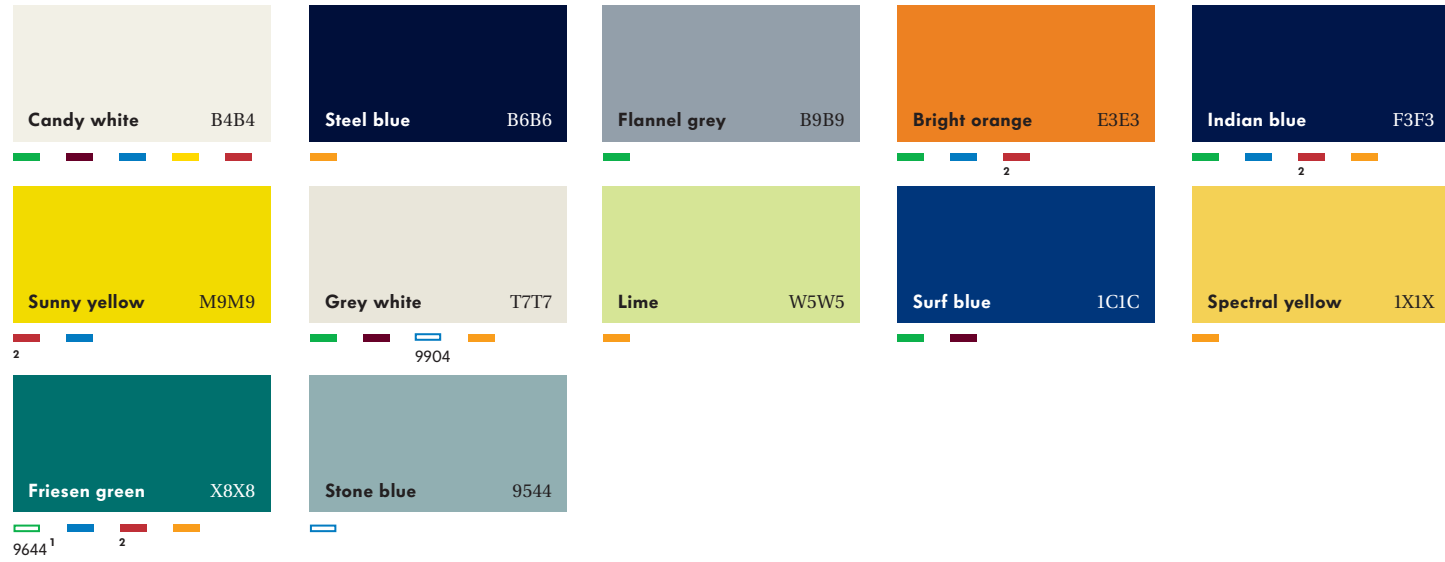
Stop-Start function.

The Crafter's Stop-Start function, available as an option, is activated by a switch on the instrument panel and is designed to turn off the engine automatically when it's not needed – saving fuel and cutting vehicle emissions, noise and engine wear.

The engine will stop whenever the vehicle is stationary for more than two seconds, providing the gearbox is in neutral and the clutch has been released, and will then restart automatically when the driver depresses the clutch. For safety, the system is automatically de-activated if the door or bonnet is opened or the seat belt is undone.

Paint colours and upholstery.

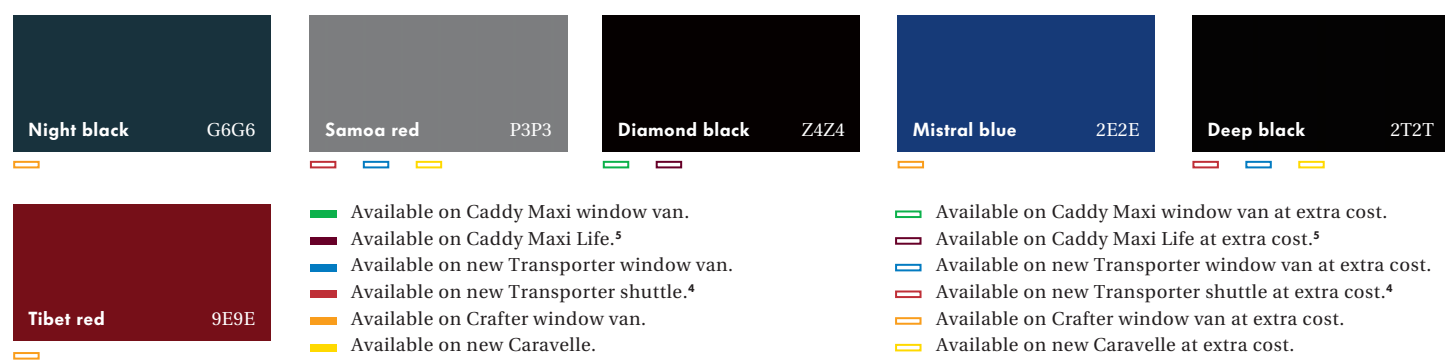
Solid paint.



Metallic paint!

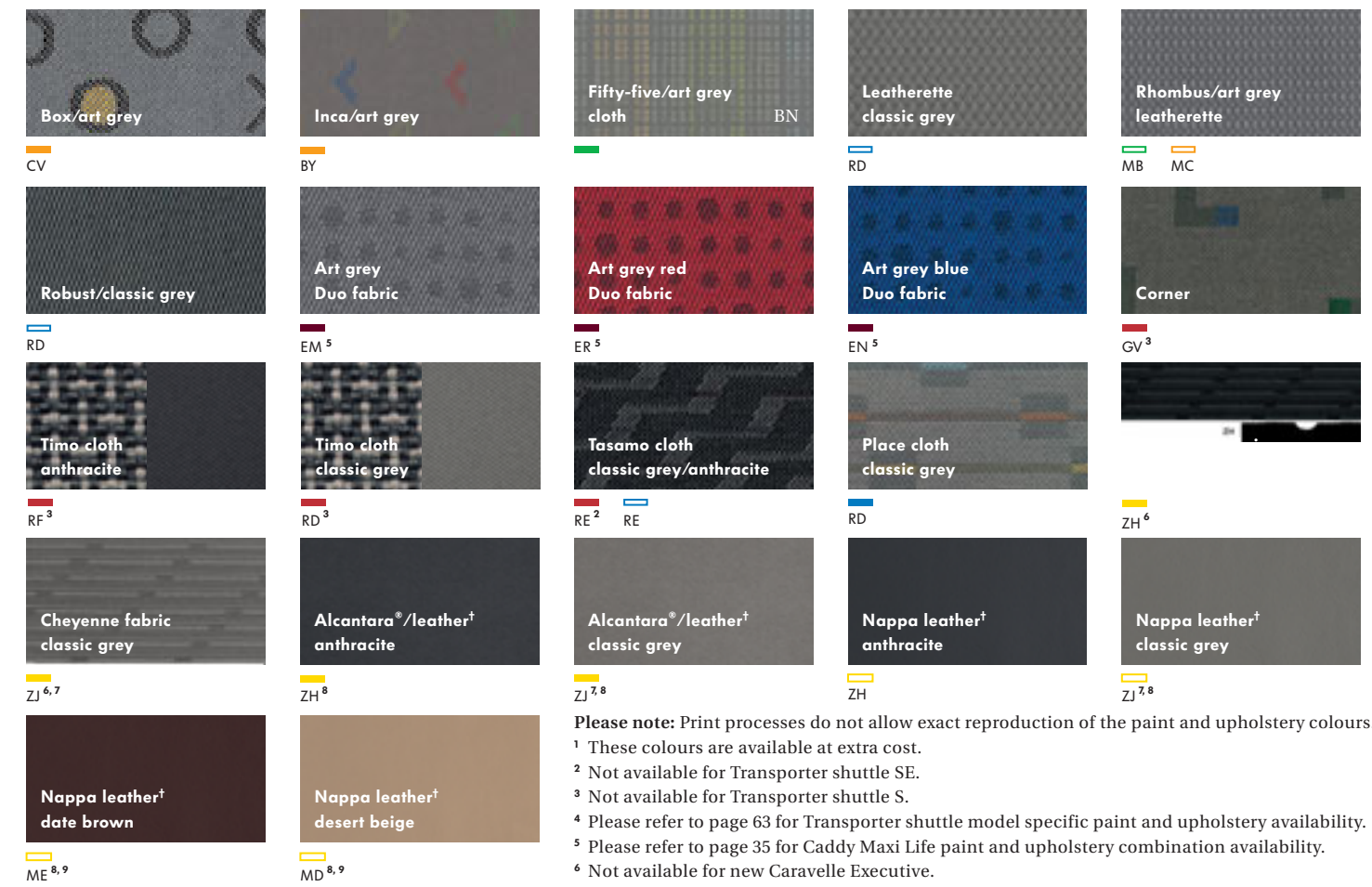


Pearl effect paint!



- Available on Caddy Maxi window van.
 - Available on Caddy Maxi Life.⁵
 - Available on new Transporter window van.
 - Available on new Transporter shuttle.⁴
 - Available on Crafter window van.
 - Available on new Caravelle.
- Available on Caddy Maxi window van at extra cost.
 - Available on Caddy Maxi Life at extra cost.⁵
 - Available on new Transporter window van at extra cost.
 - Available on new Transporter shuttle at extra cost.⁴
 - Available on Crafter window van at extra cost.
 - Available on new Caravelle at extra cost.

Upholstery.



- Please note:** Print processes do not allow exact reproduction of the paint and upholstery colours.
- ¹ These colours are available at extra cost.
 - ² Not available for Transporter shuttle SE.
 - ³ Not available for Transporter shuttle S.
 - ⁴ Please refer to page 63 for Transporter shuttle model specific paint and upholstery availability.
 - ⁵ Please refer to page 35 for Caddy Maxi Life paint and upholstery combination availability.
 - ⁶ Not available for new Caravelle Executive.
 - ⁷ Not available on new Caravelle SE LWB.
 - ⁸ Alcantara®/leather upholstery is available at extra cost on SE models. Nappa leather upholstery is available at extra cost excluding SE LWB. Alcantara®/leather upholstery is only available in Anthracite on SE LWB.
 - ⁹ Available on new Caravelle Executive only at extra cost.

† Generally all parts of leather upholstery in direct contact with the driver or passenger are leather, other areas may contain leatherette.

Accessories.

Our comprehensive range of Volkswagen Commercial Vehicle accessories is constantly evolving to ensure that we can satisfy your every need.

Whether you are looking to increase the flexibility of your vehicle or opting for an aesthetic enhancement, our vast array of accessory products coupled with our dedicated network of Van Centres will help you individualise an already well appointed vehicle.

For the full range of commercial vehicle accessories visit our website www.volkswagen-vans.co.uk/accessories or pick up a commercial vehicles accessory brochure from your nearest Van Centre.


Sport and styling.



Van care.



Leather.



Merchandise.



Protection.



Media.



Safety.



Touring.



Towing.



Volkswagen service for your peace of mind.



The Volkswagen warranty.

Three-year warranty*.

All Volkswagen Crafters come with a three-year unlimited mileage warranty, which protects your vehicle against the failure of most mechanical and electrical components due to manufacturing defects. This comprises a two-year manufacturer's warranty with unlimited mileage plus a further one-year unlimited mileage Van Centre warranty.

All other Volkswagen Commercial Vehicles come with a three-year/100,000 miles warranty. This comprises a two-year manufacturer's warranty with unlimited mileage plus a further one-year/100,000 miles (whichever is soonest) Van Centre warranty. Should the mileage exceed 100,000 miles within the first two years, the manufacturer's two-year warranty will still be valid. If an additional warranty for subsequent years or higher mileage is desired, it may be purchased from an authorised Volkswagen Van Centre or Van Service Centre; however, this additional warranty must be purchased before the mileage reaches 100,000.

Three-year Paint warranty*.

The paintwork of all vehicles is covered against manufacturing defects for a period of three years. Naturally, the vehicle must be cared for in compliance with the operating instructions which will be found in your owners handbook.

12-year Body Protection warranty*.

The internal body sections and panels of all vehicles are covered against rusting through from the inside for 12 years. Naturally, the vehicle must be cared for in compliance with the operating instructions.

Service intervals for Diesel Engines.**

The LongLife Service regime is so called because there are no set intervals. The intervals between services will vary depending on how you drive your vehicle and the conditions of use. There is however maximum time/distance parameters set and if the service light has not already come on it will do so when either the maximum mileage or time limit is met.

The maximum mileage/time parameters vary by model, for more detailed information on LongLife Service regimes and their suitability for your requirements please contact your local Van Centre.

If you would like a more traditional service regime the vehicle can be adapted by your authorised Volkswagen Van Centre or Van Service Centre to the Time/Distance regime. This can be done at the point of vehicle sale or when an inspection service is carried out. An oil change is required at every 10,000 miles for Caddys and Transporters and 12,500 for Crafters on the Time/Distance regime.

Volkswagen Commercial Vehicle Finance†.

Volkswagen Commercial Vehicle Finance offers a dedicated service to meet the needs of both the business user and the private motorist. Your local Van Centre can help you choose the right type of finance package to meet your specific requirements. Please ask for details.

† Volkswagen Commercial Vehicle Finance is a trading name of Volkswagen Financial Services (UK) Limited. Subject to status. Finance available to over 18s only. Indemnities may be required.



Volkswagen Commercial Vehicle Insurance.

We want you to start enjoying your new van from day one and thanks to the complimentary seven day cover from Volkswagen Commercial Vehicle Insurance, you can. Call free on **0800 316 7896** (lines are open Monday to Friday 8am – 9pm and Saturday 9am – 5pm), provide a few details and a cover note will be sent to your Van Centre. They will then tax your vehicle and you can drive it away. Visit insurewithvwcv.co.uk for details of the full range of insurance products available. Here you can also get a quote for your annual van insurance and buy it online too. All of our insurance products are designed to ease the pain of making a claim.

Volkswagen Commercial Vehicle Insurance is a trading name of Volkswagen Insurance Service (Great Britain) Limited, an appointed representative of Volkswagen Financial Services (UK) Limited, Brunswick Court, Yeomans Drive, Blakelands, Milton Keynes MK14 5LR. Registered in England number 2835230. Volkswagen Commercial Vehicle Insurance is sold, underwritten and administered by Allianz Insurance plc registered in England number 84638. Registered office 57 Ladymead, Guildford, Surrey GU1 1DB. Volkswagen Financial Services (UK) Limited and Allianz Insurance plc are authorised and regulated by the Financial Services Authority. Volkswagen Financial Services (UK) Limited and Allianz Insurance plc are not part of the same corporate group.

Options and accessories.

We know that no two businesses are the same. To this end, we have developed an extensive range of factory fitted, as well as Van Centre fitted accessories, so that your van can be enhanced with your own requirements in mind.

* Full details of Volkswagen warranties are available from your authorised Volkswagen Van Centre or Van Service Centre.

** All mileages are approximate as the system uses kilometres as the distance measure. Please consult your authorised Volkswagen Van Centre or Van Service Centre for full details.

Please note: Some of the vehicles shown are fitted with optional equipment at extra charge. All data given and specifications are in accordance with information available at the time of going to print and are subject to change without notice. Vehicles not in current UK stock and customer order vehicles may take a number of weeks for delivery. Certain combinations of vehicle specifications and factory fitted extras are not compatible and therefore all orders received are subject to confirmation. Models, factory fitted options and paint and upholstery options subject to availability. Please check details and availability with an authorised Volkswagen Van Centre at the time of ordering. The brand name Caddy is used with the kind approval of 'Caddie S.A., France'.

Volkswagen Original Parts®.

When you fit replacement parts to your vehicle, you need to know that they'll stand the test of time. Volkswagen Original Parts® are constructed to the highest standards, are cheaper than you might think and are widely available from Volkswagen Group's massive national distribution centre.

Volkswagen Assured Used Commercial Vehicles.

An increasing number of Volkswagen Van Centres are able to offer total peace of mind when purchasing a used van. You can rest in the confidence that every Volkswagen Assured Used Commercial Vehicle has been subjected to a comprehensive range of specialist checks that make them as safe a choice as a new Volkswagen van.

Volkswagen Van Rental.

Many Volkswagen Van Centres offer a cost-effective van rental service. It comes with the assurance that every van is late model, low mileage and presented in a high quality condition that reflects your business operation. Long-term business rental is also available. For more information on Volkswagen Van Rental, call **0844 558 1588**.

Volkswagen Roadside Assistance.

Every new Volkswagen purchased benefits from an unlimited mileage, comprehensive recovery and assistance package across the UK and Europe for a full three years, operating 24 hours a day, 365 days a year. Fully trained technicians are able to diagnose and repair most problems at the roadside, using Volkswagen equipment and parts. For more information ask your nearest Van Centre for a Volkswagen Roadside Assistance handbook.

CO₂ Emissions.

The weight of a vehicle will influence the level of CO₂ emission it produces; as a result, vehicles with higher levels of specification and factory fitted options may emit higher levels of CO₂.

The CO₂ figure quoted for each vehicle is the maximum possible. The unladen weight of the vehicle is calculated by range at the time of manufacture and the maximum possible CO₂ emission for that weight range is applied according to the Council Directive 80/1268EEC as amended by Commission Directive 1999/100/EC on the approximation of the laws of the member states relating to the carbon dioxide emissions and the fuel consumption of motor vehicles.

Build your vehicle.

		Basic retail excluding VAT £†	VAT £†	Total retail including VAT £†
Vehicle				
OTR package				
Factory fitted options				
Van centre fitted accessories				
Other costs				
Paint colour				
Upholstery				
Total				
Financial options	<input type="checkbox"/> Please inform me of my funding and finance options. <input type="checkbox"/> Please can I have details on fixed monthly price servicing.			

† Calculated at 17.5% on all products.

Glossary.

ABS Anti-lock Braking System.

It can be very challenging to stop a van quickly on a slippery road. ABS helps take a lot of the effort and stress out of a situation. In fact, even an average driver can stop more effectively with ABS than a professional driver without.

The theory is simple, a wheel that's skidding has less traction than a wheel that is not. For example, if you try to pull away too quickly on ice your wheels spin, meaning no traction. Simply, ABS prevents the wheels from skidding whilst you slow down, which means you slow faster and are able to steer while you come to a stop.

EDL Electronic Differential Lock.

Electronic Differential Lock uses the ABS sensors at driven wheels to determine if one of the wheels is spinning faster than the others. It uses the ABS system to momentarily apply braking to balance out the traction to the driven wheels. Front wheel drive vehicles typically have the most recognisable feel, as they make the typical ABS type pulsating sound when activated during wheel spin.

ESP Electronic Stabilisation Programme.

When the vehicle is driving in situations close to its limit ESP makes it easier to control, providing greater directional stability. By applying the brakes on individual wheels it generates forces that help to keep the vehicle moving in the right direction. The system is permanently active and utilises the ABS, EBD, EDL and TCS safety systems. However, the system cannot override the physical limits of the vehicle. If the driver pushes the vehicle beyond its limits ESP will not prevent an accident. On Crafter models, the ESP sensor takes into account any load on board and adjusts its response accordingly.

ARP Active Rollover Protection.

As part of the ESP system, ARP recognises an impending rollover and rapidly applies braking to selective wheels to resist the occurrence of rollover. Especially useful on a vehicle with a high centre of gravity such as a van. ARP detects excessive lateral force, for example driving too fast into a corner, which may result in a rollover.

TCS Traction Control System.

Traction control helps limit tyre slip on slippery surfaces while accelerating, thus helping the driver have greater control. Using sensors at each wheel, the system recognises when traction has been lost and it momentarily applies braking to that wheel to regain the traction.

Traction control does not have the ability to increase traction; it just attempts to prevent a vehicle's wheels from spinning. In some vehicles, TCS is also known as ASR.

EBA Electronic Brake Assist.

The Electronic Brake Assist system helps to shorten stopping distances, especially when fully laden. In an emergency when full brake pressure is required, a sensor recognises this and uses a hydraulic booster to aid the driver.

EBD Electronic Brakeforce Distribution.

EBD helps prevent the rear-end from breaking away under heavy braking by ensuring maximum braking performance at both the front and rear wheels. Brake 'fading', as a result of overheating, is also counteracted.

DPF Diesel Particulate Filter.

A diesel particulate filter is a system for removing particulates from diesel exhausts and is a major step forward in the reduction of particulate contaminants in the environment.

EBC Engine Braking Control.

This system prevents the driven wheels from locking due to the engine braking effect when the accelerator pedal is released suddenly or when the vehicle is braked with a gear engaged.

Passive safety.

Passive safety refers measures that help protect the occupants against injury or help reduce injury severity in the event of an accident. Passive safety measures include the safety belt system, the airbags*, the rigid occupant cell and the crumple zones at the front of the vehicle. Safety features built-in to the body, front and rear, help dissipate most of the impact energy. All help provide excellent all-around protection.

* Airbags are supplemental restraints only and will not deploy under all accident circumstances. Always use seat belts and child seating appropriate for their size and age. All child seating must meet the current legislation.

Dedicated Van Centre network.

Our network of Van Centres is spread throughout the UK, and forms the backbone of everything we do for you. Week in, week out, our Van Centres provide vital technical support and practical backup for everything that relates to Volkswagen vans. This reservoir of knowledge and array of technical ability is there for you when you need it.

We're constantly improving and extending our range of services, and improving opening hours to meet

your needs. After all, you need your vehicle serviced at the most convenient time, and we understand that down time equals lost income.

And don't forget, having read through this brochure, if you still aren't sure which vehicle is the right one, then your nearest Van Centre staff will be pleased to help.

www.vwvancentres.co.uk



Passenger carriers

April 2010

This brochure supersedes all previous publications.
CVW228RANG

www.volkswagen-vans.co.uk