




PEUGEOT **PARTNER Tepee**



PEUGEOT

FREE YOUR SENSE
OF ADVENTURE



Just one look tells you that the Partner Tepee is an MPV with a difference. A robust, muscular design hints at its spirit of adventure, while its smooth curves give a glimpse of the interior space on offer. Climb inside, sit back and take in how the four glass panels on the optional Zenith roof flood the interior with light. Explore the wealth of intelligent touches - including colour satellite

navigation, a USB port with Bluetooth connectivity (both optional according to version) and the standard safety features - including ISOFIX mountings, ABS, EBFS and airbags.

Wide sliding side doors, a tailgate with optional opening rear window and folding removable rear seats gives the active family everything they need to get away.





EXCEPTIONALLY PRACTICAL - WHATEVER YOU'RE DOING

Mountain bikes, golf clubs, surfboards – or just the shopping, the Partner Tepee copes with everyday trips to once-in-a-lifetime treks without a problem.


Slide open the side doors and however tightly other cars are parked alongside, you can easily jump into the bright and spacious interior. You can also opt for an opening rear window* on the

tailgate to give access to your gear without having to open the boot.

1350 litres up to the roof, what a boot it is!

*Option at extra cost.

And with a load volume of 675 litres under the parcel shelf and



Opening Rear Window

The rear tailgate can be fitted with an opening window which provides access to the boot without having to open the whole door if you are parked in a tight space

*Optional, according to version.



BE COMFORTABLE WHEREVER YOU GO

In the Partner Tepee, both the driver and passengers benefit from an abundance of light and a wide field of vision. For the driver, the steering wheel, adjustable for both height and reach, the fully adjustable seat and the layout of the dashboard all contribute to the perfect driving position.

Particularly refined, the low noise levels makes Partner Tepee a relaxing environment for even the longest journey.

For the benefit of everyone, 4 vents circulate air throughout the cabin and the window blinds (included as part of the Family Pack) protect the rear occupants. The optional manual air-conditioning further improves the environment. Partner Tepee has a mono CD / MP3 with an optional USB port and Bluetooth connectivity that allows you to listen your favourite music with ease. For further comfort and safety, the following driver aids are available as optional

equipment: parking sensors, automatic wipers, automatic headlights and folding electric mirrors. For child safety, the rear doors can be locked by simply pushing a button on the dashboard.

*Optional, according to version.

Peugeot Connect (RNEG) satellite navigation is also available as an option which guides you along your chosen route via a 7" colour screen.



1. Overhead storage

The overhead storage incorporates the sunblinds and allows you to easily access stored items.

2. Driver's glove box

A 4 litre storage box is available for the driver behind the steering wheel.

3. Peugeot Connect USB with Bluetooth

This allows you to connect portable devices e.g. MP3 players via a USB cable

4. Centre Console

Optional with the Family Pack, this console is located between the front seats for easy access by the driver or passenger.



FLEXIBLE INTERIOR



The Partner Tepee's modular design means it can adapt to endless combinations of passengers and luggage. The rear three person bench seat can be folded down or removed completely. Alternatively, you

could opt for three independent rear seats (linked to 7 Seat Pack) with adjustable head-rests and reclining backs that can be individually folded down or removed completely. Versatility extends to the boot's load



1/2/3. Independent folding and removable rear seats.* Each seat can be folded and removed. When folded down, the central seat's backrest serves as a shelf with cup holders for added rear passenger comfort.

4. Standard folding and removable 2/3 - 1/3 rear bench seat.



volume as well - 675 litres under the parcel shelf, 1350 litres up to the roof or a massive 3000 litres with the rear seats removed



PARTNER TEPEE 7 SEAT

The 7 seat Partner Tepee is even more flexible. With 3 independent removable seats in row 2 and a further 2 removable seats in row 3, comfort and safety for all passengers is taken into account. The seats in row 3 can be accessed from the front or the rear.

The 5 rear seats are fully modular and removable, meaning the Partner Tepee can adapt to all situations and lifestyles.



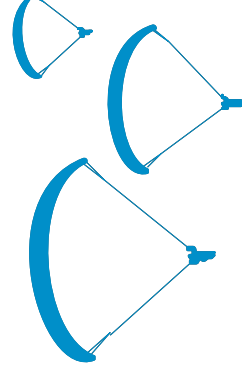


BRING THE OUTDOORS INSIDE WITH THE NEW ZENITH ROOF

Look up and see the sky through the Partner Tepee's ingenious Zenith roof*. Allowing exceptional levels of light into the passenger compartment, the Zenith roof* also incorporates useful features such as three air vents, a fragrance diffuser and a courtesy light.

A trio of storage units – one above the front seats, one above the passenger seats and one at the vehicle's rear - add a further 83 litres to the useful space available in Partner Tepee.

*Option at extra cost.





1.



2.



3.



1. The exterior roof bars of the new Zenith roof*, which can carry up to 70 kg, increase the load capacity of the Partner Tepee. They can be used either crosswise or lengthwise.

2. Three air vents and a fragrance diffuser add to the comfort of the rear passengers.

3. The additional rear storage area is accessible from inside and through the boot and increases the available storage volume.

*Option at extra cost



17" Tonaika Accessory Wheels

With Grip Control®* Partner Tepee Outdoor can take you anywhere

With raised ground clearance the Partner Tepee Outdoor can travel across a variety of terrains with ease. To go even further off-road, the optional Grip Control®* system improves traction thanks to an electronic limited slip system which can adapt to snow, mud and sandy surface conditions via a dashboard-mounted selector



Grip Control®*



3 independent rear seats, available as part of the 7 Seat pack



Partner Tepee Zenith in Willow Grey with optional 16" Arenal Alloy Wheels

Partner Tepee Zenith
 The Partner Tepee Zenith has a great level of equipment as standard:
 Manual Air-Conditioning
 4 Glass Panel Zenith Roof
 Family Pack with rear blinds and extra storage
 Front Fog Lights



Front Fog Lights



Zenith Roof

AN ENGINE TO SUIT ALL REQUIREMENTS

The Partner Tepee is available with a choice of two petrol engines and three diesel engines offering the proven strength and longevity on which the Marque's reputation has been built. All offer a level of driveability enabling you to appreciate

the road holding of the Partner Tepee. They reflect Peugeot's commitment to the design and development of environmentally-friendly vehicles.

The HDi FAP engines offer low fuel consumption and better performance thanks to a more uniform diesel combustion.



ENGINE CHOICE

1.6 VTi 98 and VTi 120

Smooth and refined petrol engines offering a choice of power and economy.

1.6 HDi 75

This economical diesel offers excellent road holding when loaded, together with good acceleration at low and medium engine speeds.

1.6 HDi 92

Highly responsive when moving off this engine combines good acceleration and driveability with economical running costs.

1.6 HDi 112

This smooth and refined engine features an overboost function which, when really required, provides an additional torque reserve for improved safety.

FUEL CONSUMPTION AND EMISSIONS

Engines	Fuel Consumption MPG (l/km)				CO ₂ (g/km)
	Urban	Extra-Urban	Mixed		
1.6 VTi 98	29.4 (9.6)	49.5 (5.7)	39.7 (7.1)	164	
1.6 VTi 120	29.4 (9.6)	47.0 (6.0)	38.7 (7.3)	169	
1.6 HDi 75	44.1 (6.4)	60.1 (4.7)	53.3 (5.3)	139	
1.6 HDi 92	44.8 (6.3)	58.8 (4.8)	53.3 (5.3)	139	
1.6 HDi 112	46.3 (6.1)	57.6 (4.9)	53.3 (5.3)	139	

* Directive 99/100/CE in 5 seat configuration.

PROTECTIVE INTELLIGENCE

The Partner Tepee is an MPV for today and features many items of modern equipment designed to improve the safety of the driver and passengers.

ANTICIPATE

- **Braking**
With its two ventilated discs with a diameter of 283 mm at the front and two solid discs (diameter 268 mm) at the rear, the Partner Tepee provides efficient braking under all circumstances.

- **ABS**

The anti-lock braking system (ABS) controls the vehicle's direction by preventing the wheels from locking during emergency braking.

- **EBFD**

Electronic Brake Force Distribution (EBFD) controls braking wheel by wheel for greater efficiency, particularly in bends.

- **EBA**

Emergency Brake Assist (EBA) amplifies the braking pressure during heavy braking. This additional assistance reduces the stopping distance to a minimum.

- **Automatic switching on of the hazard warning lights** in the event of sharp deceleration, the hazard warning lights are switched on automatically to limit the risk of rear collision.

- **ESP**

Available as an option, ESP (dynamic stability control) returns the vehicle to its trajectory as far as the laws of physics allow if the ECU detects any under or oversteer.

- **ASR**

Linked to the ESP, traction control (ASR) prevents wheel slip in the event of loss of traction.

PROTECT

- **Front impact**

In the event of front impact the integrity of the passenger compartment is assured by three force channels, the lower, medium and upper, which gradually absorb impact energy on its path from the front to the rear of the vehicle.

- **Side impact**

In the event of side impact, forces are channelled through the vehicle's underbody.

- **Rear impact**

The Partner Tepee is designed to gradually absorb energy in the event of rear impact as the rear beam and parts of the underbody deform.

- **Rollover**

The survival cell is preserved in the event of rollover thanks to the car's exceptional body strength.

- **Protection of pedestrians**

The structure of the Partner Tepee has been designed to reduce the consequences of frontal collision with a pedestrian to a minimum.

- **Steering column**

The steering column retracts by 40 mm in the event of impact, thereby affording better protection to the driver.

- **Restraint systems**

All seats in the Partner Tepee are equipped with three point seat belts. The front seat belts are height adjustable and have inertia reels, pretensioners and force limiters.

- **Fasten seat belt indicator**

A warning lamp and an acoustic alarm inform the driver if the seat belt is unfastened.

- **Head rests**

The backrests of the seats and the head rests have been designed to follow the movements of the body in the event of impact, thereby limiting the effects of whiplash.

- **Airbags**

In addition to driver and front passenger air bags, the Partner Tepee can be fitted as an option with side and curtain airbags.

- **Isofix fixtures**

You can install a child seat in complete safety: Isofix anchorage points located between the cushion and seat back of the front passenger seat and the two second row side seats enable two child seats to be attached without the need to immobilise them using the seat belts.

WARN

- **Cruise control/speed limiter**

Available as standard or as an option depending on the model, cruise control maintains a constant speed without the driver having to use the accelerator pedal, while the speed limiter limits the vehicle to a speed programmed by the driver.

ANTI-THEFT PROTECTION

The Partner Tepee has also been designed to reduce the risk of theft of the vehicle or of luggage it may contain.

- Central locking
Central locking is available as standard including a push button on the dashboard. Central locking is activated as soon as the vehicle is driven at a speed in excess of 6 mph.

- Flip key

A two button remote control flip can be used to lock or unlock the vehicle completely.

- Alarm
An alarm system is available as an option.



PAINTS & TRIMS

METALLIC PAINTS (optional)



Aluminium



Iron Grey




Kyanos Blue



Soble



Willow Grey



Amber Red



Moon dust

SOLID PAINTS



Bianca White



Ardent Red



Onyx Black

WHEELS



15" Auckland Wheel Trims on Urban models



15" Atacama Wheel Trims on S models and Outdoor models with Grip Control®



16" Arenal Alloy Wheel

DIMENSIONS





Misto Blue Trim



Tempo Grey / Blue trim



Spo Grey Trim

www.peugeot.co.uk

To find out more about Partner Tepee, to configure a version or obtain information regarding paints, engines, maintenance, specifications and options, please visit the website.



新味頌吉

PEUGEOT AND YOU

When you choose Peugeot, you have the reassurance of knowing that your vehicle has been designed and manufactured to give you years of worry-free motoring. What's more, as a Peugeot owner, you can rely on a comprehensive range of customer care services from your Dealer. So you can be sure that you're talking to a specialist who'll listen to you, understand your problems and respond efficiently – someone who also has the expertise to maintain your Peugeot correctly, using trained technicians, Peugeot Diagnostic Equipment and Peugeot Original Equipment Parts.

PEUGEOT WARRANTIES

As well as the 2 year unlimited mileage manufacturer's Warranty, all vehicles first registered in the UK and purchased from a UK Peugeot Dealer come with a free, optional additional year of Warranty through the Peugeot UK Dealer network. The mileage limit on this additional Warranty is 60,000 miles (100,000 miles for Boxer vans excluding Motorhomes and other converted vehicles) from first registration. At the end of the 3 year Warranty period (or after 60,000 miles) you have the option to purchase a Peugeot Platinum Extended Warranty. Our cars also come with a 12 Year Anti-Perforation and 3 Year Paint Warranty (6 and 2 years on vans). For full terms and conditions on all of these, please contact your Peugeot Dealer.

PEUGEOT ASSISTANCE

All new Peugeots come with 12 months Peugeot Assistance – our breakdown assistance service. This covers all incidents involving vehicle-based faults for you and anyone else driving your car with your permission. It is available 24/7, 365 days a year. Peugeot Assistance includes European cover, home start,

roadside assistance, vehicle recovery and a free replacement car or hotel accommodation if required. It can be extended for a further 12 months, or 24 months, and to protect you against non-vehicle faults (such as punctures) at specially discounted rates, by calling 0870 752 7050.

PEUGEOT SERVICE CARE

Peugeot vehicles benefit from extended service intervals of up to 20,000 miles or 2 years (12,000 miles for 1.6 HDi diesel, 24,000 miles or 2 years on Boxer, 10,000 miles or 1 year on 107). Please refer to the maintenance book for details of the service intervals for specific models and vehicles operating in arduous conditions. Finance – Let the Specialists help.

Peugeot Financial Services offer a number of flexible finance plans that make owning a new Peugeot easy. We specialise in car finance and can provide you with choice, convenience and flexibility directly through your local dealer. Written quotations are available on request from Peugeot Financial Services, Quadrant House, Princess Way, Redhill, RH1 1QA. Over 18's only, a guarantee may be required.

PEUGEOT INSURANCE

Peugeot Insurance has been designed specifically for Peugeots and offers tailored cover at a competitive price. If you are unfortunate enough to have an accident, one of our Peugeot Approved Accident Repair Centres will repair your car, using only Peugeot original parts.

Plus we'll give you a courtesy car while yours is being repaired & subject to availability when you use an approved repairer. When the time comes to renew your insurance cover, why not try Peugeot Insurance?

You can call Peugeot Insurance for a quote on 0870 0240206. Lines open 8am-8pm weekdays, 9am-5pm Saturdays. Max call charge from a BT landline is 8p per minute. Calls from other networks may vary. Calls may be recorded. Peugeot Insurance is underwritten by UK Insurance Limited. Conditions apply.

PEUGEOT AND THE ENVIRONMENT

Our website has full details on all Peugeot products, and offers available in the UK. You'll also find information about our environmental and recycling policies.

PEUGEOT ACCESSORIES

Peugeot Accessories are designed specifically for each model which means there are no compromises on fit or function. In addition they are rigorously tested to our own high standards giving you complete confidence and peace of mind.

The information contained in this brochure is based on the data and images available at the time of printing. Some feature combinations may not be available in the UK. Also, some photography may feature vehicles which are left hand drive. As part of our policy of continuous specification improvement, Peugeot reserve the right to modify technical equipment, the options available, and colours at any time. For full specification ask your Peugeot Dealer, or click on www.peugeot.co.uk. Please note that print and photographic processes used in the creation of this brochure may alter the depth and tone of the colours shown. This brochure is not a contract document or offer for sale. The details in this brochure cannot be reproduced without the expressed authorisation of Peugeot.

Issued by: Sales and Marketing, Peugeot Motor Company, Pinley House, 2 Sunbeam Way, Coventry, CV3 1ND
For details of HM Forces tax-free military sales contact: Peugeot Export, 615 Penistone Road, Sheffield, S6 2GA

Telephone: 0114 285 6181
E-mail: peugeot.export@peugeotmail.co.uk
www.export.peugeot.co.uk

Customers seeking End of Vehicle Life information should call 0845 257 3233

For all other enquiries please call 0845 200 1234 (Calls will be charged at local rate and may be recorded for training or quality purposes)



Cédalion : bor-nwvk - Résidatton; Altovia Paris - Edilton; Gultenberg Networks - Automobiles
Peugeot/C Paris 532 144503 - Primedrn Europe - UK - MCF 3442



Dealer Stamp