



Das Auto.

# THE TOUAREG

PVW527TREG · Printed in England  
Issue: July 2011  
Telephone: 0800 037 7888

Internet: [www.volkswagen.co.uk](http://www.volkswagen.co.uk)



The illustrations in this book do not necessarily reflect UK specifications and some items of equipment may not be available for the UK. The specifications contained in this book are for information purposes only as we cannot confirm the exact specifications of the vehicles. 4MOTION and 4XMOTION are registered trademarks of Volkswagen AG.

**02 The Touareg**

- 14 BlueMotion Technologies
- 16 Exterior
- 18 Alloy wheels
- 20 Interior
- 30 Engines, running gear and gearbox
- 36 Touareg with BlueMotion Technology
- 37 Touareg Hybrid
- 40 Safety
- 46 Comfort and convenience
- 56 Multimedia
- 58 Air conditioning
- 60 Paint, upholstery, decorative inserts and combinations
- 68 Technical specification
- 70 Technology and dimensions
- 72 Ownership and Volkswagen Roadside Assistance
- 74 Volkswagen Service

**The Touareg. Faster, lighter, more efficient than ever before.**







Model shown is Escape with optional 20" 'Metropolitan' alloy wheels, Bi-Xenon headlights and metallic paint.

Scales the ups and downs  
of life effortlessly.

Adventure, fun and trendsetting style – that's what you can look forward to in the Touareg. Its superior off-road capabilities mean there isn't anywhere it's afraid to go. And whatever the terrain, exceptional levels of interior comfort ensure you'll always travel in the lap of luxury.

Offering the ultimate in off-road style is the Touareg Escape. Its increased approach angle of 26 degrees ensures it can scale hills, gradients and embankments without the bumper ever touching the ground. And with increased fuel tank capacity of 100 litres, it means you can stray as far from the beaten track as you wish.



## Meet the Touareg Hybrid.

The Touareg Hybrid is the first production hybrid vehicle from Volkswagen. It has an innovative EURO 5 compliant 3.0 litre V6 TSI engine with 333 PS and a parallel hybrid drivetrain. A 34.3 kW electric motor is positioned between the petrol engine and the 8 speed auto tiptronic gearbox, which allows you to drive on the electric motor alone with no emissions, up to a speed of about 31 mph. Alternatively, it can provide a noticeable power boost to the petrol engine when required in situations such as overtaking manoeuvres. It can even help accelerate the Touareg Hybrid from 0 to 62 mph in just 6.5 seconds, faster than many hot hatches.

However, none of these benefits come with a compromise, as the off-road and towing credentials of the Touareg are unaffected by the hybrid system. In fact, it is the first hybrid off-road vehicle with a trailer load limit of 3.5 tonnes. Its Combined fuel consumption\* is an impressive 34.4 mpg and it emits just 193 g/km of CO<sub>2</sub> while the petrol engine is in use. Which means, no matter how dirty your Touareg gets off-road, it's far cleaner than ever before.

\* Find information about fuel consumption and CO<sub>2</sub> emissions on pages 68-69.



Model shown is Hybrid with optional 19" 'Girona' alloy wheels, ADC (Automatic Distance Control), panoramic sunroof and metallic paint.





Model shown is SE with optional 19" 'Girona' alloy wheels, panoramic sunroof and metallic paint.

# GOOD LOOKS AND INTELLIGENCE. THE PERFECT COMBINATION.

At last, an SUV that's as quick on the uptake as it is off the mark. That's the Touareg, delivering intuitive intelligence alongside exceptional performance. ADC (Automatic Distance Control) keeps you at a set distance to the vehicle in front and changes your speed accordingly, even to a complete standstill if necessary. Lane assist is camera controlled, while Side scan lane change assist is radar controlled, these intelligent devices will not only warn you should your vehicle drift from its lane, but also warns you of vehicles that you may be unaware of in your blind spots. Optional on all models.



**Stylish, refined, sophisticated.**



Model shown is SE 3.0 litre V6 TDI 245 PS with optional 20" 'Metropolitan' alloy wheels, Bi-Xenon headlights and metallic paint.



Exceptional build quality and intelligent engineering.



Interior shown is SE with optional Area view, 4Zone electronic climate control, 'Dynaudio' soundpack, Memory pack plus, air suspension CDC (Continuous Damping Control) and 'Nappa' leather with front climate seats.



To help reduce the impact on our environment, we've come up with not just one, but a range of solutions.

BlueMotion Technologies is our contribution to sustainable motoring. This means we offer optimum solutions for every demand, which makes driving more fuel efficient. Lower fuel consumption and lower emission diesel engines allied with BlueMotion Technologies are better for the environment and your wallet, without having to give up everyday practicality and comfort.



## BLUEMOTION — TECHNOLOGIES —

An intelligent energy management system working alongside a V6 TDI engine equipped with state-of-the-art common rail injection technology ensures the Touareg is one of the most efficient and eco-sensitive SUVs we've ever built. When utilised with BlueMotion Technologies such as the Start/Stop function, which momentarily switches off the engine when the vehicle is stationary and in neutral and starts it again as you depress the accelerator, and battery regeneration, which recuperates energy under braking and acceleration to boost the alternator – both fuel consumption and CO<sub>2</sub> emissions are further reduced.

Representing a milestone in advanced engineering, the Touareg Hybrid is the first Volkswagen production vehicle to feature a parallel hybrid drivetrain. By combining a combustion and an electric engine, it's able to deliver the performance of a V8 engine, but the fuel consumption of a six-cylinder vehicle.





Model shown is Escape with optional 20" 'Metropolitan' alloy wheels, Bi-Xenon headlights and metallic paint.

## EXTERIOR.

Powerful, dynamic and charismatic, the Touareg is more stylish and more streamlined than ever before. Its characteristic Volkswagen front grille and headlights radiating quality and elegance, its sleek bodylines conveying power and speed and its distinctive rear lights leave a lasting impression, especially at night.

The Touareg Escape's exterior design emphasises its outstanding off-road capabilities, featuring an increased approach angle of 26 degrees, matt chrome underbody protection at the front and rear, and specially designed off-road lower side underbody protection, also in matt chrome. At the rear, a distinctive diffuser and chrome-plated twin exhaust tailpipes complete the impressive off-road look, adding a real sense of style.

The **panoramic glass sunroof** reaches beyond the rear seats, giving an uninterrupted view of the sky above and filling the interior with natural light. This extra dimension of light and space creates a wonderfully relaxing interior ambience. Easily opened at the push of a button, allowing fresh air to enter and circulate, there is also an integrated sunblind, providing protection against the heat of the sun. The front glass panel can be elevated by 31 mm and, as well as being completely opened, can easily be adjusted to a further seven opening positions. Standard on Altitude V8, optional on all other models.



**Heat insulating tinted glass** absorbs 65% of the light, significantly reducing heat within the rear passenger compartment on hot days and offering more privacy. Standard on Altitude and Altitude V8 and optional on all other models.



**Electric door mirrors** can be folded in, individually adjusted and heated from the inside. On the driver's side, the mirror is concave for a better overall view.



**Roof rails** allow you to transport bulky objects and are available in black finish on Escape models or matt chrome finish on all other models.





'Metropolitan' 9J x 20 inch alloys, with 275/45 R20 tyres add a touch of elegance. Optional on all models except Hybrid.

## ALLOY WHEELS.

The range of standard alloys has been carefully chosen to complement the exterior styling of every Touareg. However, if you wish to add a touch of individuality and personality, a selection of optional 19 and 20 inch alloys are also available, each design robust and hard-wearing, with anti-theft wheel bolts and chrome-plated wheel bolt covers. Optional 20 inch alloys are 'flow formed' or 'roll pressed', producing high strength and reduced weight.



'Karakum' 8J x 18 inch alloys, with 255/55 R18 tyres are eye-catching and bold. Standard on SE and Escape models.



'Everest' 8½J x 19 inch alloys, with 265/50 R19 tyres add a very distinctive look. Standard on Altitude and Hybrid models, optional on SE and Escape models.



'Pikes Peak' 9J x 20 inch alloys, with 275/45 R20 tyres deliver real individuality. Standard on Altitude V8, optional on SE, Escape and Altitude models.



'Girona' 9J x 19 inch alloy wheels with 265/50 R19 tyres add a touch of real style. Optional on all models except Altitude V8. No cost option on Hybrid models.



'Salamanca' 9J x 19 inch alloys with 265/50 R19 tyres add a sporty look. Optional on SE and Altitude. No cost option on Hybrid models.



# HOME FROM HOME

*EVEN IN THE REMOTEST LOCATION.*







Interior shown is SE with optional 'Dynaudio' soundpack.

Ergonomically designed for total convenience, the electrically heated leather trimmed multifunction steering wheel enables you to operate the radio, Bluetooth telephone preparation and multifunction computer without taking your hands off the wheel. Optional on SE, Escape and Hybrid models. Standard on Altitude and Altitude V8 models.



For a more exclusive look, the leather trimmed multifunction steering wheel can optionally feature 'Burr Walnut' wood trim and decorative inlays. Also available with 'Vavona' wood trim and decorative inlays.

## INTERIOR.

The finest materials, exceptional craftsmanship and the most up-to-date equipment. That's what you can expect to find inside the Touareg, designed to provide the highest standards of luxury, convenience and functionality.







The centre console features an **electronic parking brake with auto hold function**, which replaces the conventional parking brake, ensuring the vehicle stops safely when fully laden on gradients up to and exceeding 30 per cent. It also features a luxurious, leather trimmed gear knob. Interior shown is Altitude with optional keyless entry/keyless start and air suspension CDC (Continuous Damping Control).

The **two-piece front centre armrest** features a handy storage compartment and can be either folded and moved forward or backward individually from both the driver's and front passenger's side.



Two **cup holders** are conveniently located in the front centre console.



Interior shown is Altitude with optional keyless entry/keyless start, air suspension CDC (Continuous Damping Control) and metallic paint.



Thanks to the **modular design of the rear seating area**, each rear seat can be moved lengthways by 160 mm and the backrest inclined to three different angles, ensuring a flexible load-through facility, which is very useful when transporting skis or other long objects. The rear centre armrest contains two cup holders, for the convenience of the rear passengers.

The rear backrest can be split and folded for additional flexibility. When folded down completely, it creates a generous **luggage compartment of up to 1,642 litres**. On Altitude V8 and Hybrid models, the rear backrest can be remotely unlocked using a switch in the boot to make loading just that little bit easier.



**Double sun visors** protect the driver and front passenger from glaring sunlight to the both front and the side.





**12-way electrically-adjustable front sports seats in stylish Titan Black Alcantara with 'Nappa' leather seat centre sections** provide maximum comfort and support for the driver and front passenger even when cornering. Seat height, backrest incline, length position, seat incline and lumbar support can all be individually adjusted, while side bolsters in the backrests are noticeably more defined than in the comfort seats and four-way head restraints allow you to adjust height and length. Also includes memory function for the driver's seat and door mirror, heated front seats and heated windscreen washer jets. Optional on all models. No cost option on Altitude V8 and Hybrid.



**12-way electrically-adjustable front comfort seats in 'Vienna' leather upholstery** enable you to find the optimum driving position for total comfort. Standard on Altitude V8 and Hybrid.

**6-way manually-adjustable front seats in 'Cricket' leather upholstery** enable you to adjust seat height, backrest incline and length positions. Standard on SE, Escape and Altitude.

Some parts of leather interior will contain artificial leather.



Luxurious 'Nappa' leather **12-way electrically-adjustable front comfort seats with climate function** and four-way adjustable front head restraints ensure total comfort for the driver and front seat passenger. Seat height, backrest incline, length position, seat incline and lumbar support can all be individually adjusted, while side bolsters in the backrests are equipped with air cushions that can be electro-pneumatically adjusted. Also includes heated front seats and heated windscreen washer jets. Optional on all models.



The **climate function** for the driver's and passenger's front comfort seats regulates the ventilation of the seat surfaces, backrests and side bolsters, and are equipped with three different settings to suit your individual requirements.



**Also available but not shown:** Luxurious 'Nappa' leather **12-way electrically-adjustable front comfort seats** and four-way adjustable front head restraints ensure total comfort for the driver and front seat passenger. Seat height, backrest incline, length position, seat incline and lumbar support can all be individually adjusted. Also includes heated front seats and heated windscreen washer jets. Optional on all models.

**Electrically heated outer rear seats** are also available as an option to allow rear seat passengers to enjoy the same level of comfort as the driver and front seat passenger. Optional on all models.



The **cargo management system** features a telescopic rod that divides the surface lengthways and diagonally, and safely secures loads with a tensioning belt fixed to rails. An additional tensioning belt, attached to the right side trim, helps secure small and bulky loads. When transporting dirty objects, the boot area can serve as a concealed trough, although can be used as a level loading area when required. Optional on all models except Hybrid.



The **reversible boot mat** protects the boot floor from dirt and can be used on either side, with a choice of velour on one side and dimpled plastic on the other. For securing luggage in the rear, a **cargo net** on the boot floor attaches to the load lashing rings and holds items securely, ensuring that nothing in the boot slides around. Optional on all models as part of the cargo net and boot space mat pack.




The **luggage cover** conceals the contents of your boot, ensuring privacy and protection from the sun, and can be opened automatically for total convenience.





The driving experience offered by the Touareg is unique for such a large SUV. Thanks to a combination of highly innovative technologies, no other vehicle of its type provides such a high level of ride comfort, dynamism, efficiency and off-road mobility.



*ENGINES, RUNNING GEAR  
AND GEARBOX.*





Model shown is SE with optional 20" 'Metropolitan' alloy wheels, ADC (Automatic Distance Control), Bi-Xenon headlights and metallic paint.

**Dynamic air suspension CDC (Continuous Damping Control)**

is an automatic levelling system, featuring lowered air suspension of approximately 25 mm and strengthened anti-roll bars. Electronic damper control offers a choice of three settings: Normal, Sport or Comfort, depending on the style of drive you require, and the rear height of the vehicle can be manually adjusted using the control panel in the luggage compartment. Optional on all models except Escape.

**Air suspension CDC (Continuous Damping Control)** enables you to select either Normal, Sport or Comfort drive settings, depending on the style of drive you require. Thanks to automatic self-levelling and height adjustment, along with speed-related CDC (Continuous Damping Control), the Touareg provides a unique combination of on- and off-road properties. Uneven ground, for example, rides smoothly in 'Comfort' mode, while the 'Sport' programme offers increased agility and, when away from paved roads, provides up to 300 mm of ground clearance allowing you to overcome extreme obstacles. To ensure easier and more convenient loading and unloading, the vehicle rear can also be lowered from the standard height by up to 60 mm. Optional on all models.



Escape models feature the intelligent **4XMOTION** four wheel drive system for optimal traction, while a centre and rear differential lock coupled with low gear ratios ensure maximum control at low speeds, so that even extreme cross-country journeys become a simple exercise for the Touareg. The vehicle adjusts to the driving situation via a 5-level control, while a 100 litre capacity fuel tank extends its range even further.





With a phenomenal climbing capability of up to 45 degrees, the Touareg masters even extreme precipices with ease. Although always check what's over the summit before you begin, as you'll be looking straight at the sky on such a steep incline.

A wading depth of up to 580 mm with air suspension CDC (Continuous Damping Control) ensures the Touareg crosses water with ease. But remember – always drive in direction of the flow and keep going continually towards the opposite bank. And always avoid bow waves.



Completely at home on gradients of up to 35 degrees, the Touareg drives safely even on sloped roads. However, if the road inclines too steeply, do not brake, simply steer the vehicle quickly in the direction of the slope line in order to arrest the slide and keep going safely.



Quite capable of handling a 30 degree angle of slope; ridges, embankments and hills make driving in the Touareg great fun. But during the ascent, don't accelerate more than is necessary.



Easily able to handle a ramp angle of up to 27 degrees, the Touareg provides ample ground clearance. However, watch out for pot holes or soft subsurfaces beyond the obstacle, as they might reduce your ground clearance.



## TOUAREG WITH BLUEMOTION TECHNOLOGY.



The Touareg is equipped with BlueMotion Technology as standard, featuring a sophisticated package of innovative measures designed to reduce fuel consumption and emissions significantly. This includes a choice of two highly efficient diesel engines: the 3.0 litre V6 204 PS and the 3.0 litre V6 245 PS.

The **Start/Stop function** enables you drive far more economically than normal by cleverly switching off the engine when your vehicle is stationary. When approaching a red light, simply keep your foot on the brake until the vehicle has come to a stop and the engine will switch off automatically. As soon as you remove your foot from the brake pedal, the engine automatically switches on again. Meanwhile, **recuperative braking**, helps to store energy that would otherwise have been lost during braking, boosting the alternator's voltage to recharge the battery during deceleration and braking phases, and helping to save fuel. An intelligent thermo-management system is also at work, ensuring the operating temperature of the engine and gearbox is reached a great deal more quickly, which also helps to reduce fuel consumption. Standard on all V6 TDI models.



## TOUAREG HYBRID.




Model shown is Hybrid with optional 19" 'Girona' alloy wheels, ADC (Automatic Distance Control), Area view and metallic paint.

The Touareg Hybrid represents a milestone in drive technology, combining a V6 TSI engine and electric motor to deliver breathtaking running performance along with surprisingly low fuel consumption. In just electric mode, it enables you to pull away with very little noise and no emissions, but with both working together, it generates immense power, giving you a whole new driving experience, while producing lower CO<sub>2</sub> emissions of just 193 g/km. As you'd expect from a Touareg, it's also robust and resilient, both on- and off-road, which has to be a winning combination.

\* Find information about fuel consumption and CO<sub>2</sub> emissions on pages 68-69.





Innovative technology ensures a highly efficient ratio of performance to fuel consumption in the Touareg Hybrid. A state-of-the-art EURO 5 compliant 3.0 litre V6 TSI engine with 333 PS forms the basis, linked to a **hybrid drivetrain**, which utilises a 34.3 kW electric motor positioned between the petrol engine and 8 speed automatic tiptronic gearbox. This gives you a purely electric drive up to 31 mph, lowering the combined fuel consumption to just 34.4 mpg on the Combined fuel cycle\*. When both drives work in parallel, however, it delivers an exceptional power boost, releasing up to 580 Nm of torque and accelerating from 0 to 62 mph in just 6.5 seconds. Which means you enjoy great fuel savings without any compromise on performance.

\* Find information about fuel consumption and CO<sub>2</sub> emissions on pages 68-69.



**The smarter SUV packed with intelligent technology.**

The Touareg Hybrid switches to the most suitable drive mode without any intervention from the driver. The engine control unit co-ordinates the operation of all the different components, regulating the power supply according to the driving situation, and ensuring optimum use of electrical energy.



**Hybrid technology** is carefully assembled to ensure the highest levels of robustness and passenger safety. The different modes of the hybrid drive and the load condition of the high voltage battery are displayed on the RNS 850 touch-screen satellite navigation/radio system's audio display. The electric engine is located between the combustion engine and the automatic gearbox. The energy store, on the other hand, is located in the rear area in the spare wheel well, in a secure and protective casing.



The 'Hybrid' badge on the vehicle rear, front grille, side skirt chrome strips and centre console insert makes it clear you are driving one of the most innovative vehicles around.



# SAFETY



Numerous intelligent safety systems help keep your Touareg safely on the road, or off-road as the case may be, ensuring you are well prepared to tackle any adventure. In the unfortunate event of an accident, all occupants are optimally protected by a whole range of passive safety features, including the exceptionally rigid vehicle body.





Image shown is for illustration purposes only and may not necessarily reflect UK specification.

A comprehensive airbag system for the driver and passengers includes front side impact and curtain airbags, offering maximum protection to all occupants. On the driver's side, a knee airbag is optionally available, as are rear side impact airbags as part of the airbag pack. The front seat passenger airbag can easily be deactivated if required using a control switch in the glove compartment.

Front fog lights with a static cornering function provide intense illumination, ensuring better visibility and safe driving in thick fog, snow or heavy rain.



The rain sensor is automatically activated in bad weather and adjusts the frequency of the windscreen wipers according to the intensity of the rain.



The Bi-Xenon headlights feature dynamic curve lighting and static cornering function, providing better illumination of the road ahead on bends and when turning. Daytime running lights, rear tail lights and rear number plate lights utilise LED technology to ensure your vehicle is more visible and give your Touareg its characteristic look. Light distribution of the dipped beam is matched to speed, so that a longer light beam is emitted for improved illumination when the vehicle is driven faster. Headlight washers will also ensure they remain free of dirt. Standard on Altitude V8 and Hybrid models and optional on all other models.

In the case of a rollover, special rollover sensors determine within a fraction of a second whether to trigger the belt tensioners and curtain airbags.

Hill start and hill descent assist as well as a highly efficient electronic parking brake with auto hold function ensure vehicle safety when going up and downhill.

Up to two child seats can be fitted easily and safely to the outer rear seats using the Isofix fixings attached directly to the vehicle's body.



The **ESP (Electronic Stabilisation Programme)** synchronises the ABSPlus (Anti-Lock Braking System), EDL (Electronic Differential Lock) and ASR (Traction Control) to compensate for under or oversteering and maintain vehicle stability. The towing stabilisation device also uses the ESP sensors in order to keep your Touareg stable when weaving or fishtailing while pulling large trailer weights.



A warning symbol lets you know if the **three-point seat belts** on the front seats have not been fastened.

The **ABSPlus (Anti-lock Braking System)**, not only improves steering during emergency braking, but is specially designed for off-road vehicles and shortens the braking distance on loose ground, such as sand, gravel or grass, by up to 20%.



**HBA (Hydraulic Brake Assist)** applies full brake pressure more quickly in a reflex or emergency stop situation.



The **electronic tyre pressure monitoring system** keeps you informed about the air pressure of each tyre via the multifunction display, warning you of any changes. This enables you to maintain optimum tyre pressure, increasing the lifespan of the tyres and reducing fuel consumption. Optional on all models.



# COMFORT AND CONVENIENCE.

The Touareg is built for extremes, both on road and off. But whatever the terrain, you can enjoy the highest standards of comfort and convenience, thanks to an abundance of features and optional extras, designed to make driving as easy as possible.



The 7 inch multifunction colour display keeps you informed throughout your journey, providing various pieces of information on the large TFT screen. For example, navigational directions can be displayed in colour, along with journey data, average fuel consumption, range, exterior temperature and more.




Front and rear parking sensors give an acoustic and visual warning via the navigation/radio system's display if your vehicle gets too near an object while parking. Optional on Escape and standard on all other models.



Bluetooth telephone preparation for HFP (Hands Free Profile) enabled telephones allows you to use your compatible mobile phone without taking it out of your pocket. Operation can take place using either the RNS 850 touch-screen satellite navigation/radio system display, the leather trimmed multifunction steering wheel or via voice control with settings and functions easily read on the multifunction display. It also has a SIM card slot in the glovebox.





The Touareg's **Driver's Assistance Pack** is designed to increase comfort as well as vehicle safety and includes ADC (Automatic Distance Control), which adjusts the speed of your vehicle to that of the vehicle in front and gives a two stage warning if you get too close: firstly, either visually or acoustically, and secondly, with a short braking movement, preparing you for a possible emergency stop. **Lane assist** warns you via steering wheel vibrations if your vehicle unintentionally leaves a marked lane. **Side scan lane change assist** utilises rear radar sensors to monitor the flow of traffic, giving you a visual warning via an indicator light in the door mirror housing if it detects a vehicle in your driver's blind spot as you change lanes. An electrically heated leather trimmed steering wheel adds further comfort and style. When specified with Escape models, the pack also includes **front and rear parking sensors** (ultrasonic, optical and audible). Parking sensors are standard on all models except Escape.

**ADC (Automatic Distance Control)** and the radar sensor controlled Front assist system adapt your speed to that of the vehicle ahead and maintain a constant distance set by the driver. If Front assist detects you are getting too close to the vehicle in front, it will warn you in two stages: visually and acoustically, and will then automatically start braking, to a standstill if necessary.



**Lane assist** warns you if your vehicle drifts out of its lane at speeds of 40 mph and above, and operates via a camera located between the roof console and the rear-view mirror. If the camera detects your vehicle is leaving a marked lane, it will warn you by vibrating the steering wheel. Optional on all models or available as part of the Driver's Assistance Pack.



The **Side scan lane change assist** system helps you if you want to change lane safely at speeds of over 37 mph. Sensors in the rear of the vehicle monitor the traffic and should they detect any road users in your blind spot, the system will warn you via a warning light within the door mirror housing and an audible warning within the vehicle. Optional on all models or available as part of the Driver's Assistance Pack.



The **electric tailgate** can be opened easily and conveniently from the driver's seat via a sensor in the front door, using the remote key or a button inside of the tailgate. Standard on Altitude V8 and Hybrid. Optional on all other models.



The **automatic dimming interior rear-view mirror** detects if a following vehicle's headlights are too bright and dims the mirror accordingly.



When set to Auto, the **dusk sensor** automatically switches on the dipped beam headlight when it detects diminishing or fading light.



**12V sockets** are located in the front centre console, rear centre console, boot and storage box in the central armrest.



The manually operated **rear side window sunblinds** provide comfort for your rear passengers offering protection from strong sunlight. Optional on all models.



**Area view** comprises front, rear and side cameras, providing a 360° exterior view transmitted to the RNS 850 touch-screen satellite navigation/radio system's display. Different view points include the area directly in front of your Touareg from a bird's-eye view, or the 'cross traffic view', enabling you to see around the left and right hand corner to an angle of over 90° from the front-most point of the vehicle. Optional on all models.



Area view also includes **trailer hitch assist**, which shows the area directly behind the vehicle from a bird's-eye view and makes manoeuvring with and attaching a trailer much easier. Optional on all models.



Area view's **rear-view camera** gives you a view of the area behind your Touareg and transmits a picture directly to the navigation/radio system's colour screen. Superimposed lines indicate the path you should take when reversing, ensuring you avoid obstacles below eye level.





The **automatic coming/leaving home lighting function** illuminates the surrounding area around the Touareg, making getting in and out of the vehicle safer and easier.



A **control panel in the boot**, which is standard on Altitude V8 and Hybrid, enables you to remotely unlock the rear backrest. In addition, it provides controls for the operation of the optional towbar and, when the optional air suspension CDC (Continuous Damping Control) is specified, controls the rear of the vehicle so it may be lowered for easy loading and unloading.

The **central locking system** enables all doors to be locked and unlocked from the driver or passenger seat quickly and safely using a switch on the inside door handle. In the case of an accident the integrated crash sensor automatically opens the door locks.



The **remote central locking**, via the Touareg's key allows you to open door locks from a distance at the touch of a button.



The **keyless entry and keyless start system** enables you to open and start the Touareg without taking the key out of your pocket. Standard on Altitude V8 and Hybrid. Optional on all other models.



The **Memory pack** electrically stores the seat settings for the driver's seat and exterior door mirrors. The preferred positions can be restored at the touch of a button. Standard on Altitude V8 and Hybrid and optional on all other models. The **Memory pack plus** stores the settings of the driver's and front passenger's seats, exterior door mirrors and steering column. Optional on all models in conjunction with leather upholstery.

**Electric seat adjustment** enables you to set the backrest incline, seat incline, seat height, length position and lumbar support to the optimum position for your spine. Standard on Altitude V8 and Hybrid.



The **headlight washer system** sprays at high pressure onto the exterior of the light for maximum illumination – particularly useful after cross-country trips. Optional on SE models. Standard on all other models.



**Cruise control** is operated via a separate steering column switch and maintains pre-selected speeds from 19 mph upwards, helping you to relax on longer journeys.



## MULTIMEDIA.

Whether you wish to take the most direct route or the scenic detour, you can be sure your journey will be enjoyable and relaxed, thanks to the Touareg's innovative RNS 850 touch-screen satellite navigation/radio system, with its off-road and 3D displays, and choose the optional the state-of-the-art 'Dynaudio' sound system, which provide breathtaking acoustics.



To ensure you reach your destination quickly and safely, your Touareg is fitted with an **RNS 850 touch-screen satellite navigation/radio system** and DAB digital radio receiver, complete with 8 inch colour TFT display, integrated 60 GB hard disk with preloaded navigation data and two SD card readers. The voice-activated system includes a 7 digit postcode search functionality and displays the surrounding area with 3D landmarks. At the touch of a button, the radio system can be operated from the leather trimmed multifunction steering wheel.



The off-road display of the RNS 850 touch-screen satellite navigation/radio system simplifies orientation when driving cross-country, with its compass and height displays. The steering wheel turning guide is also very helpful when driving on loose ground. Standard on all models.



The 'Dynaudio' soundpack with digital sound processor, 10 channel amplifier, ten low natural resonance speakers and two central speakers produces a full, resonant sound – and a staggering 600 watts of musical performance. It's also equipped with dynamic driving noise compensation. Optional on all models.



The **AUX-in multimedia socket** in the front centre armrest, enables you to play external audio devices such as an iPod or MP3 player through the RNS 850 touch-screen satellite navigation/radio system.



Alternatively, you can use the **MDI (Multi Device Interface) socket**, which offers USB and iPod connection, allowing you to select and play audio files from a memory stick or MP3 player through the navigation/radio system.



## AIR CONDITIONING.

Wherever you are in the world, from Mediterranean beach to Alpine ski resort, you will always enjoy your chosen temperature in the Touareg, thanks to the latest electronic climate control systems.



**2Zone electronic climate control** enables the driver and front passenger to each select their preferred temperature setting. The system recognises the intensity of the sunlight as well as the outside temperature and adjusts accordingly. Automatic air recirculation prevents unpleasant outside odours, such as exhaust fumes when reversing, from entering the cabin. Standard on all models.

**4Zone electronic climate control** with automatic air recirculation is optionally available enabling individuals in both rows of seats to select their preferred temperature setting. Ventilation speed and distribution can also be individually adjusted. Rear passengers are able to set their required temperature using their own control panel and there are also adjustable vents in the rear centre console. The system also uses residual heat from the already running engine to provide additional warmth in the passenger compartment. Optional on all models except Hybrid.



The **auxiliary parking heater** can be activated via remote control from up to 600 metres away, ensuring warm seats, clear vision and no steamed-up windows before you get in the car, providing greater comfort and safety on cold winter days. The auxiliary heater and ventilation system can also be controlled or pre-programmed via remote control or via the navigation/radio system. Optional on all models except Hybrid.



## Paint.

Nature has millions of colours. Here are just a few of them. These complex paint finishes give those components their unmistakable final appearance of quality.



■ Standard

□ Optional at extra cost

SE – SE model E – Escape model AL – Altitude model V8 – Altitude V8 model H – Hybrid model


\* Available in late 2011. Please contact your retailer for full colour availability on Altitude and Altitude V8 models. Please note: The print processes do not allow exact reproduction of the paint colours.



## Upholstery.


The Touareg's luxurious interior ensures you feel totally at home even in the remotest location, and with a host of optional leathers available, you can create an interior exactly as you wish.

Titan Black  
**'Cricket' leather\* on normal seats**  
 JJ/JU




SE  E  AL

Corn Silk Beige  
**'Vienna' leather\* on comfort seats**  
 JZ




SE  E  H

Titan Black  
**Alcantara and 'Nappa' leather\* on sports seats**  
 JJ/JU




SE  E  AL

Espresso  
**'Nappa' leather\* on comfort seats**  
 KJ




SE  E  H

Corn Silk Beige  
**'Cricket' leather\* on normal seats**  
 JZ




SE  E

Espresso  
**'Vienna' leather\* on comfort seats**  
 KJ




SE  E  H

Titan Black  
**Alcantara and 'Nappa' leather\* on sports seats**  
 JJ/JU  
**No cost option**




V8  H

Chocolate  
**'Nappa' leather\* on comfort seats**  
 KK




SE  E  H

Titan Black  
**'Vienna' leather\* on comfort seats**  
 JJ/JU




SE  E  AL  V8  H

Chocolate  
**'Vienna' leather\* on comfort seats**  
 KK




SE  E  H

Titan Black  
**'Nappa' leather\* on comfort seats**  
 JJ/JU




SE  E  AL  V8  H

Titan Black  
**'Nappa' leather\* on comfort seats with climate control function**  
 JJ/JU




SE  E  AL  V8  H

Corn Silk Beige  
**'Nappa' leather\* on comfort seats**  
 JZ



SE  E  H

Espresso  
**'Nappa' leather\* on comfort seats with climate control function**  
 KJ



SE  E  H

Standard  
 Optional at extra cost

**SE** – SE model   **E** – Escape model   **AL** – Altitude model   **V8** – Altitude V8 model   **H** – Hybrid model


\* Some parts of leather interior will contain artificial leather.  
 Please note: The print processes do not allow exact reproduction of the upholstery colours.



## Decorative inserts.


Inside the Touareg, the story is one of pure indulgence and refinement. Add to that the optional decorative inserts for an aesthetically individual interior to create an interior that is as individual as you are.

'Burr Walnut'  
Decorative insert  
5MG




SE  H

'Burr Walnut'  
Decorative insert  
5MG




E

'Silver metallic'  
Decorative insert  
5MA




E

'Vavona'  
Decorative insert  
5TW  
No cost option




SE  H

'Brushed aluminium'  
Decorative insert  
5TE



AL  V8

'Vavona'  
Decorative insert  
5TW



E

Standard

Optional at extra cost

SE – SE model   E – Escape model   AL – Altitude model   V8 – Altitude V8 model   H – Hybrid model

Please note: The print processes do not allow exact reproduction of the decorative insert colours.



Interior shows luxurious 'Nappa' leather upholstery with front climate seats.



## Combinations.

| Seat upholstery<br>↓  |         |             |               |                  |             |                  | Carpets<br>↓    |
|---|---------|-------------|---------------|------------------|-------------|------------------|-----------------|
|   | SE<br>↓ | Escape<br>↓ | Altitude<br>↓ | Altitude V8<br>↓ | Hybrid<br>↓ | Roof lining<br>↓ |                 |
| <b>'Cricket' leather* on normal seats</b>   |         |             |               |                  |             |                  |                 |
| Titan Black (JJ)  | ●       | ●           | -             | -                | -           | Pearl Grey       | Titan Black     |
| Titan Black (JU)  | -       | -           | ●             | -                | -           | Titan Black      | Titan Black     |
| Corn Silk Beige (JZ)  | ●       | ●           | -             | -                | -           | Corn Silk Beige  | Corn Silk Beige |
| <b>'Vienna' leather* on front comfort seats with electric 12-way adjustment</b>             |         |             |               |                  |             |                  |                 |
| Titan Black (JJ)  | ○       | ○           | -             | -                | ●           | Pearl Grey       | Titan Black     |
| Titan Black (JU)  | -       | -           | ○             | ●                | -           | Titan Black      | Titan Black     |
| Corn Silk Beige (JZ)  | ○       | ○           | -             | -                | ●           | Corn Silk Beige  | Corn Silk Beige |
| Espresso (KJ)   | ○       | ○           | -             | -                | ●           | Corn Silk Beige  | Espresso        |
| Chocolate (KK)  | ○       | ○           | -             | -                | ●           | Corn Silk Beige  | Espresso        |
| <b>Alcantara and 'Nappa' leather* on front sports seats with electric 12-way adjustment</b> |         |             |               |                  |             |                  |                 |
| Titan Black (JJ)  | ○       | ○           | -             | -                | ○†          | Pearl Grey       | Titan Black     |
| Titan Black (JU)  | -       | -           | ○             | ○†               | -           | Titan Black      | Titan Black     |
| <b>'Nappa' leather* on front comfort seats with electric 12-way adjustment</b>              |         |             |               |                  |             |                  |                 |
| Titan Black (JJ)  | ○       | ○           | -             | -                | ○           | Pearl Grey       | Titan Black     |
| Titan Black (JU)  | -       | -           | ○             | ○                | -           | Titan Black      | Titan Black     |
| Corn Silk Beige (JZ)  | ○       | ○           | -             | -                | ○           | Corn Silk Beige  | Corn Silk Beige |
| Espresso (KJ)   | ○       | ○           | -             | -                | ○           | Corn Silk Beige  | Espresso        |
| Chocolate (KK)  | ○       | ○           | -             | -                | ○           | Corn Silk Beige  | Espresso        |
| <b>'Nappa' leather* on front climate seats<sup>1</sup> with electric 12-way adjustment</b>  |         |             |               |                  |             |                  |                 |
| Titan Black (JJ)  | ○       | ○           | -             | -                | ○           | Pearl Grey       | Titan Black     |
| Titan Black (JU)  | -       | -           | ○             | ○                | -           | Titan Black      | Titan Black     |
| Espresso (KJ)   | ○       | ○           | -             | -                | ○           | Corn Silk Beige  | Espresso        |

● Standard. ○ Optional. - Not available. \* Some parts of leather interior will contain artificial leather. † No cost option. <sup>1</sup> Front comfort seats with climate control function feature perforated leather.

<sup>2</sup> Available in late 2011. Please contact your retailer for full colour availability on Altitude and Altitude V8 models. <sup>3</sup> Standard on Altitude V8. <sup>4</sup> Hybrid only.

| Dashboard<br>↓                 |                               |  |                          |                                 |                               |                                |                                 |                                    |  |                                |   |   |   |  |
|--------------------------------|-------------------------------|--|--------------------------|---------------------------------|-------------------------------|--------------------------------|---------------------------------|------------------------------------|--|--------------------------------|---|---|---|--|
|                                | Black<br>Non-Metallic A1<br>↓ | Campanella White<br>Non-Metallic R6<br>↓ | Java<br>Metallic 4Q<br>↓ | Silver Leaf<br>Metallic 7B<br>↓ | Galapagos<br>Metallic 9B<br>↓ | Dark Flint<br>Metallic 9N<br>↓ | Canyon Grey<br>Metallic 9Q<br>↓ | Highland Green<br>Metallic J6<br>↓ | Cool Silver<br>Metallic P5 <sup>3</sup><br>↓ | Night Blue<br>Metallic Z2<br>↓ | Deep Black<br>Pearl effect 2T <sup>3</sup><br>↓ | Tungsten Silver<br>Pearl effect K5<br>↓ |   |  |
| Titan Black/Titan Black        | ●                             | ●  | ○                        | ○                               | ○                             | ○                              | ○                               | ○                                  | ○  | ○                              | ○   | ○                                       | - |  |
| Titan Black/Titan Black        | -                             | ● <sup>2</sup>                           | ○ <sup>2</sup>           | -                               | ○ <sup>2</sup>                | -                              | ○ <sup>2</sup>                  | -                                  | ○  | ○ <sup>2</sup>                 | ○   | -                                       |   |  |
| Espresso/Corn Silk Beige       | ●                             | ●  | ○                        | ○                               | ○                             | ○                              | ○                               | ○                                  | ○  | ○                              | ○   | -                                       |   |  |
| <b>Titan Black/Titan Black</b> |                               |  |                          |                                 |                               |                                |                                 |                                    |  |                                |   |   |   |  |
| Titan Black/Titan Black        | ●                             | ●  | ○                        | ○                               | ○                             | ○                              | ○                               | ○                                  | ○  | ○                              | ○   | ○ <sup>4</sup>                          |   |  |
| Titan Black/Titan Black        | -                             | ● <sup>2</sup>                           | ○ <sup>2</sup>           | -                               | ○ <sup>2</sup>                | -                              | ○ <sup>2</sup>                  | -                                  | ○  | ○ <sup>2</sup>                 | ○   | -                                       |   |  |
| Espresso/Corn Silk Beige       | ●                             | ●  | ○                        | ○                               | ○                             | ○                              | ○                               | ○                                  | ○  | ○                              | ○   | ○ <sup>4</sup>                          |   |  |
| Espresso/Espresso              | ●                             | ●  | ○                        | ○                               | ○                             | ○                              | ○                               | ○                                  | ○  | ○                              | ○   | ○ <sup>4</sup>                          |   |  |
| Espresso/Espresso              | ●                             | ●  | ○                        | ○                               | ○                             | ○                              | ○                               | ○                                  | ○  | ○                              | ○   | ○ <sup>4</sup>                          |   |  |
| <b>Titan Black/Titan Black</b> |                               |  |                          |                                 |                               |                                |                                 |                                    |  |                                |   |   |   |  |
| Titan Black/Titan Black        | ●                             | ●  | ○                        | ○                               | ○                             | ○                              | ○                               | ○                                  | ○  | ○                              | ○   | ○ <sup>4</sup>                          |   |  |
| Titan Black/Titan Black        | -                             | ● <sup>2</sup>                           | ○ <sup>2</sup>           | -                               | ○ <sup>2</sup>                | -                              | ○ <sup>2</sup>                  | -                                  | ○  | ○ <sup>2</sup>                 | ○   | -                                       |   |  |
| Espresso/Corn Silk Beige       | ●                             | ●  | ○                        | ○                               | ○                             | ○                              | ○                               | ○                                  | ○  | ○                              | ○   | ○ <sup>4</sup>                          |   |  |
| Espresso/Espresso              | ●                             | ●  | ○                        | ○                               | ○                             | ○                              | ○                               | ○                                  | ○  | ○                              | ○   | ○ <sup>4</sup>                          |   |  |
| Espresso/Espresso              | ●                             | ●  | ○                        | ○                               | ○                             | ○                              | ○                               | ○                                  | ○  | ○                              | ○   | ○ <sup>4</sup>                          |   |  |
| <b>Titan Black/Titan Black</b> |                               |  |                          |                                 |                               |                                |                                 |                                    |  |                                |   |   |   |  |
| Titan Black/Titan Black        | ●                             | ●  | ○                        | ○                               | ○                             | ○                              | ○                               | ○                                  | ○  | ○                              | ○   | ○ <sup>4</sup>                          |   |  |
| Titan Black/Titan Black        | -                             | ● <sup>2</sup>                           | ○ <sup>2</sup>           | -                               | ○ <sup>2</sup>                | -                              | ○ <sup>2</sup>                  | -                                  | ○  | ○ <sup>2</sup>                 | ○   | -                                       |   |  |
| Espresso/Espresso              | ●                             | ●  | ○                        | ○                               | ○                             | ○                              | ○                               | ○                                  | ○  | ○                              | ○   | ○ <sup>4</sup>                          |   |  |



## Technical specification.

|  | SE, Altitude<br>3.0 litre V6 TDI 204 PS | SE, Altitude<br>3.0 litre V6 TDI 245 PS | Escape<br>3.0 litre V6 TDI 245 PS | Altitude V8<br>4.2 litre V8 TDI 340 PS | Hybrid<br>3.0 litre V6 TSI 333 PS |
|--|---|---|-----------------------------------|--|-----------------------------------|
| <b>ENGINE</b>                                  |   |   |                                   |  |                                   |
| Engine type                                    | Six cylinder diesel                     | Six cylinder diesel                     | Six cylinder diesel               | Eight cylinder diesel                  | Six cylinder petrol               |
| Cubic capacity, ltrs/cc                        | 3.0/2967                                | 3.0/2967                                | 3.0/2967                          | 4.2/4134                               | 3.0/2995                          |
| Max. output, PS <sup>(01)</sup> /kW            | 204/150                                 | 245/180                                 | 245/180                           | 340/250                                | 333/245                           |
| at rpm   | 3200                                    | 3800                                    | 4000                              | 4000                                   | 5500                              |
| Max. torque, lbs.ft./Nm                        | 332/450                                 | 406/550                                 | 406/550                           | 590/800                                | 325/440                           |
| at rpm   | 1250                                    | 1750                                    | 1750                              | 1750                                   | 3000                              |
| Gearbox  | 8 speed auto tiptronic                  | 8 speed auto tiptronic                  | 8 speed auto tiptronic            | 8 speed auto tiptronic                 | 8 speed auto tiptronic            |
| <b>WEIGHTS, KGS</b>                            |   |   |                                   |  |                                   |
| Unladen weight <sup>(02)</sup>                 | 2179                                    | 2153                                    | 2153                              | 2297                                   | 2315                              |
| Gross vehicle weight                           | 2860                                    | 2840                                    | 2840                              | 2920                                   | 2910                              |
| Payload <sup>(02)</sup>                        | 756                                     | 762                                     | 762                               | 698                                    | 670                               |
| Axle load limit: Front                         | 1390                                    | 1370                                    | 1370                              | 1440                                   | 1400                              |
| Rear   | 1520                                    | 1520                                    | 1520                              | 1530                                   | 1560                              |
| <b>TRAILER LOAD LIMITS, KGS<sup>(03)</sup></b> |   |   |                                   |  |                                   |
| Braked 12% incline                             | 3500                                    | 3500                                    | 3500                              | 3500                                   | 3500                              |
| Unbraked                                       | 750                                     | 750                                     | 750                               | 750                                    | 750                               |
| Nose weight                                    | 140                                     | 140                                     | 140                               | 140                                    | 140                               |
| Roof weight                                    | 100                                     | 100                                     | 100                               | 100                                    | 100                               |

## NOTES

- 01)** The maximum power output figures are quoted in PS (or Pferdestärke, which is the metric equivalent of horsepower). To convert from metric to imperial horsepower, divide the PS figure by 1.0139.
- 02)** Figures are calculated in accordance with manufacturer's criteria. The individual unladen weight depends on the specification of the vehicle, this then reduces the possible payload accordingly. The unladen weight and payload both include the fuel tank 90% full, driver (68 kg) and luggage (7 kg) in line with EU directive 95/48.
- 03)** With increasing altitude the engine performance diminishes. From 1,000 m above sea level and for every 1,000 m thereafter 10% of the vehicle/trailer weight (trailer weight + gross vehicle weight) must be deducted.
- 04)** Fully compatible with 5% bio diesel in accordance with EN590 Standard.

- 05)** Thanks to the knock control, unleaded four star (at least 95 RON) can be used instead of unleaded Super plus. In order to achieve maximum fuel consumption benefits on the TSI engine, Ultra Low Sulphur Petrol (ULSP) must be used.
- 06)** Official fuel consumption according to EU Directive 99/94. The consumption calculation according to 1999/100/EC is based on the actual unladen weight of the vehicle. Additional specifications can lead to a higher weight class and hence to consumption figures of this higher weight class. The driving style, road and traffic conditions, environmental influences and vehicle condition can in practice lead to consumption figures, which may differ from those calculated with this standard.
- 07)** The weight of a vehicle will influence the level of CO<sub>2</sub> emission it produces; as a result, vehicles with higher levels of specification and factory-fitted options may emit higher levels of CO<sub>2</sub>.

|   | SE, Altitude<br>3.0 litre V6 TDI 204 PS | SE, Altitude<br>3.0 litre V6 TDI 245 PS | Escape<br>3.0 litre V6 TDI 245 PS | Altitude V8<br>4.2 litre V8 TDI 340 PS | Hybrid<br>3.0 litre V6 TSI 333 PS |
|---|---|---|-----------------------------------|--|-----------------------------------|
| <b>PERFORMANCE</b>  |   |   |                                   |  |                                   |
| Top speed, mph (km/h), where law permits                      | 128 (206)                               | 137 (220)                               | 137 (220)                         | 150 (242)                              | 149 (240)                         |
| Acceleration, seconds 0 - 62 mph                              | 8.5                                     | 7.6                                     | 7.6                               | 5.8                                    | 6.5                               |
| ABl Insurance group, 1 - 50                                   | 40E                                     | 40E                                     | 40E                               | 46E                                    | 45E                               |
| <b>ENVIRONMENTAL INFORMATION</b>                              |   |   |                                   |  |                                   |
| Fuel grade, minimum   | Diesel 51 CN <sup>(04)</sup>            | Diesel 51 CN <sup>(04)</sup>            | Diesel 51 CN <sup>(04)</sup>      | Diesel 51 CN <sup>(04)</sup>           | Unleaded, 95 RON <sup>(05)</sup>  |
| Fuel tank capacity, galls/ltrs                                | 18.7/85                                 | 18.7/85                                 | 22/100                            | 18.7/85                                | 18.7/85                           |
| Official fuel consumption, mpg/ltr per 100 km <sup>(06)</sup> |   |   |                                   |  |                                   |
| Urban   | 34.4/8.2                                | 33.6/8.4                                | 33.2/8.5                          | 23.7/11.9                              | 32.5/8.7                          |
| Extra-urban   | 44.8/6.3                                | 43.5/6.5                                | 42.8/6.6                          | 38.2/7.4                               | 35.8/7.9                          |
| Combined  | 40.4/7.0                                | 39.2/7.2                                | 38.7/7.3                          | 31.0/9.1                               | 34.4/8.2                          |
| Official CO <sub>2</sub> emission, g/km <sup>(07)</sup>       | 184                                     | 189                                     | 193                               | 239                                    | 193                               |
| Emission class  | EURO 5                                  | EURO 5                                  | EURO 5                            | EURO 5                                 | EURO 5                            |
| Noise, dB   | 71                                      | 72                                      | 72                                | 72                                     | TBA                               |



## Technology.

### Engines

**3.0 litre V6 TDI 204 PS<sup>(01)</sup> (176 kW) diesel engine:** Six cylinder ‘V’ engine, four valves per cylinder, two overhead camshafts per cylinder bank, turbocharger with variable turbine geometry, valve drive via roller valve levers, injection system of the third generation with Piezo inline injectors and 1,600 bar injection pressure

**3.0 litre V6 TDI 245 PS<sup>(01)</sup> (180 kW) diesel engine:** Six cylinder ‘V’ engine, four valves per cylinder, two overhead camshafts per cylinder bank, turbocharger with variable turbine geometry, valve drive via roller valve levers, injection system of the third generation with Piezo inline injectors and 1,600 bar injection pressure

**4.2 litre V8 TDI 340 PS<sup>(01)</sup> (250 kW) diesel engine:** Eight cylinder ‘V’ engine, four valves per cylinder, grey cast iron cylinder crankcase, cylinder spacing V90°, bore 83 mm, stroke 95.5 mm, compression ratio 16.4 : 1, ignition pressure 180 bar, two stage volumetric-flow-regulated oil pump, innovative thermal management, exhaust gas turbocharger with engine speed sensors, common rail injection system with up to 2,000 bar injection pressure, Bosch Gen 3, high pressure pump Bosch CP 4.2, flow regulated in tank fuel pump, low temperature exhaust gas recirculation (EGR). Maximum torque 800 Nm

**3.0 litre V6 TSI 333 PS<sup>(01)</sup> (245 kW) Hybrid petrol engine:** TBA

<sup>01)</sup> The maximum power output figures are quoted in PS (or Pferdestärke, which is the metric equivalent of horsepower). To convert from metric to imperial horsepower, divide the PS figure by 1.0139.




### Running gear

- Front and rear independent suspension on double wishbones with acoustically insulated subframes
- Front and rear anti-roll bar

### Transmission

- Eight speed automatic tiptronic gearbox
- 4MOTION permanent four wheel drive with Torsen gearbox as standard; self locking central differential with asymmetrical-dynamic drive distribution; off-road driving programme activated by rotary switch and manual ASR deactivation
- Escape: 4XMOTION permanent four wheel drive including interaxle differential with electronically-controlled disc lock and low-range box with differential lock, operation by five selector off-road rotary switch and manual ASR deactivation



## Dimensions.

|   | SE, Escape, Altitude, Altitude V8 | Hybrid       |
|---|-----------------------------------|--------------|
| <b>EXTERIOR DIMENSIONS</b>                            |                                   |              |
| Length, mm  | 4795                              | 4795         |
| Width, mm   | 1940                              | 1940         |
| Height including roof rails, mm                       | 1732                              | 1732         |
| Wheelbase, mm   | 2893                              | 2893         |
| Front/rear track width, mm                            | 1656/1676                         | 1650/1670    |
| Turning circle, m                                     | 11.9 approx.                      | 11.9 approx. |
| Front overhang angle in degrees                       | 24.6                              | 24.7         |
| Rear overhang angle in degrees                        | 19.9                              | 19.9         |
| Ramp angle in degrees                                 | 16.6                              | 16.7         |
| Ground clearance, mm                                  | 159                               | 160          |
| <b>INTERIOR DIMENSIONS</b>                            |                                   |              |
| Effective front headroom, mm (sunroof)                | 1005 (1014)                       | 1005 (1014)  |
| Effective rear headroom, mm (sunroof)                 | 989 (984)                         | 989 (984)    |
| Front elbow width, mm                                 | 1549                              | 1549         |
| Rear elbow width, mm                                  | 1511                              | 1511         |
| <b>MAXIMUM LUGGAGE CAPACITY, LITRES</b>               |                                   |              |
| (VDA measuring method using 200 x 100 x 50 mm blocks) |                                   |              |
| Capacity – rear seats upright                         | 580                               | 493          |
| Capacity – rear seats folded                          | 1642                              | 1555         |





## The ownership experience.

Owning and driving a Touareg is an extremely rewarding experience.

It's not just the performance, build quality, comfort and practicality that satisfies, the level of after-sales support is exemplary. To deliver such high levels of service, we've introduced a network of specialist service outlets, all having the necessary specialist equipment and high levels of skills required to look after your car.

Within each specialist service outlet we have introduced a new team member. Licensed Technicians meet the highest standards within their field for professionalism, skill and knowledge. Our aim is to make buying and looking after your car more enjoyable.

When it comes to servicing, we appreciate that it may be more convenient for us to visit you. So, whether you're at home or the office, one quick and easy phone call is all it takes to arrange for a convenient collection and delivery.

Naturally, we'll provide you with a replacement Volkswagen and we have also set up a dedicated telephone line for Touareg owners. Our Luxury Car Support Centre is open six days a week, and is a single point of contact for Touareg owners.

## Comprehensive cover from Volkswagen Roadside Assistance.

Your Touareg is covered by the excellent support service of Volkswagen Roadside Assistance for the first three years after registration. This is a 24 hour, 365 days a year pan-European emergency home and roadside recovery service manned by professional multilingual staff. It's not just there for the unlikely event of a breakdown, Volkswagen Roadside Assistance can ease the uncertainty following an accident or the inconvenience should you run out of fuel or lose your keys. You will benefit from a priority response following your call to our dedicated team of support staff.

Volkswagen Roadside Assistance provides many benefits and complete peace of mind. For example, should you be in the unfortunate situation of a breakdown, we'll arrange overnight accommodation or onward travel for you and your passengers. In addition, there's an Accident and Legal Helpline.

Terms and conditions apply. Please see your authorised Volkswagen Luxury car specialist retailer for details and brochure.



# VOLKSWAGEN SERVICE. FOR YOUR PEACE OF MIND.

**The Volkswagen Warranty. Three-year Warranty.** All Volkswagen Touaregs come with a three-year/60,000 miles warranty, which protects your car against the failure of most mechanical and electrical components due to manufacturing defects. This comprises a two-year manufacturer's warranty with unlimited mileage plus a further one-year/60,000 miles (whichever is soonest) Retailer Warranty. Should the mileage exceed 60,000 miles within the first two years, the manufacturer's two-year warranty will still be valid. If an additional warranty for subsequent years or higher mileage is desired, it may be purchased from any authorised Volkswagen luxury car specialist retailer; however, this additional warranty must be purchased before the mileage reaches 60,000\*. Full details of the three-year warranty are available from your authorised Volkswagen luxury car specialist retailer. This three-year warranty is only available on vehicles purchased in the UK through an authorised Volkswagen luxury car specialist retailer.

\* All warranty work must be completed by an authorised Volkswagen luxury car specialist retailer or repairer.

**Three-year Paint Warranty.** The paintwork of the Touareg is covered against manufacturing defects for a period of three years. Naturally, the Touareg must be cared for in compliance with the operating instructions which will be found in your vehicle handbook. Please consult your authorised Volkswagen luxury car specialist retailer or repairer for full warranty details.

**12-year Body Protection Warranty.** The internal body sections and panels of the Touareg are covered against rusting through from the inside for a period of 12 years. Naturally, the Touareg must be cared for in compliance with the operating instructions. Please consult your authorised Volkswagen luxury car specialist retailer or repairer for full warranty details.

**Service Intervals.** Volkswagen are pleased to offer you a choice on how your Touareg is serviced. The appropriate selection is entirely dependent on how the car is likely to be driven and its general use. To help you identify which type of service would be most suitable, please refer to the following guide.

The Time and Distance Service is recommended for vehicles that will cover less than 10,000 miles in 12 months and if the vehicle is likely to be used in the following way:

- Predominantly urban driving, short journeys with frequent cold starts.
- Activities regularly producing high engine loading, e.g. frequent hill climbs, driving with vehicle fully loaded and towing.
- Uneconomical driving style using high rpms with heavy acceleration and heavy braking.

The service intervals for the Time and Distance Service are as follows:

- Oil change service – Every 10,000 miles/1 year (whichever is soonest).
- Interval service – Every 20,000 miles/2 years (whichever is soonest).
- Inspection service – Every 40,000 miles/3 years (whichever is soonest).

The LongLife Service is recommended for vehicles with a daily mileage of more than 25 miles where the vehicle is driven regularly mainly on longer distance journeys. The vehicle is driven mainly at a constant speed with minimum vehicle and engine loading, minimal towing and driven in an economical manner.

With the LongLife Service the vehicle can cover anywhere between 10,000<sup>†</sup> and a maximum of 18,000<sup>†</sup> miles or 24 months (whichever is soonest) between oil changes. Inspection service is typically in the third year of ownership and thereafter every second year, for vehicles with an approximate annual mileage of 10,000 miles.

<sup>†</sup> Please note that mileages are approximate as the service indicator system uses kilometres as the distance measurement. Please consult your authorised Volkswagen luxury car specialist retailer or repairer for full details.

**Extended Warranty.** You may purchase additional protection from your authorised Volkswagen luxury car specialist retailer or repairer, or contact 0870 9000 115.

**Volkswagen Insurance<sup>‡</sup>.** We want you to start enjoying your new car from day one and thanks to Volkswagen Insurance complimentary seven day cover, you can. Call free on 0800 316 7892 (lines are open Monday to Friday 8 am – 9 pm and Saturday 9 am – 5 pm), provide a few details and a cover note will be sent to your authorised Volkswagen luxury car specialist retailer. They will then tax your car and you can drive it away.

Visit [www.insurewithvolkswagen.co.uk](http://www.insurewithvolkswagen.co.uk) for details of the full range of insurance products available. Here you can also get a quote for your annual car insurance and buy it online too. All of our insurance products are designed to ease the pain of making a claim.

<sup>‡</sup> Volkswagen Insurance is a trading name of Volkswagen Insurance Service (Great Britain) Limited, an appointed representative of Volkswagen Financial Services (UK) Limited, Brunswick Court, Yeomans Drive, Blakelands, Milton Keynes MK14 5LR. Registered in England number 2835230. Volkswagen Insurance is sold, underwritten and administered by Allianz Insurance plc registered in England number 84638. Registered office 57 Ladymead, Guildford, Surrey GU1 1DB. Volkswagen Financial Services (UK) Limited and Allianz Insurance plc are authorised and regulated by the Financial Services Authority. Volkswagen Financial Services (UK) Limited and Allianz Insurance plc are not part of the same corporate group.

**Volkswagen Finance<sup>±</sup>.** Volkswagen Finance specialises in providing funding solutions for Volkswagen drivers. Whether your Volkswagen is for private or business use, you can choose from a range of funding options.

- Solutions – a personal contract plan
- Hire purchase
- Lease purchase
- Finance lease
- Contract hire

With all Volkswagen Finance products you can choose a fixed-cost maintenance plan to help you budget for your servicing and maintenance costs.

No matter what finance product you choose, your local authorised Volkswagen luxury car specialist retailer will be able to provide you with a personalised quote that could meet your budget and vehicle needs.

<sup>±</sup> Volkswagen Finance is a trading name of Volkswagen Financial Services (UK) Limited. An offer of finance depends on certain conditions. Available to people over 18 in the UK only.

**Approved Accessories.** A comprehensive range of accessories from alloy wheels to carpet mats is available to complement the factory-fitted option list. Volkswagen Approved accessories purchased from and fitted by your authorised Volkswagen luxury car specialist retailer at the point of vehicle sale will also benefit from the three-year vehicle warranty.

**Approved Used Cars.** Confidence, peace of mind, reassurance. These are the virtues of buying an Approved Used car because every car has, or is supported by:

- Multipoint inspection
- Comprehensive reconditioning and valeting
- Mileage verification
- Vehicle validation check
- Volkswagen Approved Warranty
- Volkswagen Roadside Assistance<sup>1</sup>
- 30-day/1,000 miles exchange policy<sup>2</sup>

- 1 Cars up to three years old are covered by Volkswagen Roadside Assistance. This can be purchased separately for cars over three years old.
- 2 Terms and conditions apply, please ask for full details.

And for Approved Used Volkswagens, a service history check and certificate are also provided. When it comes to buying a used car, it's important that you can be confident in its mechanical condition, mileage and history. The Volkswagen Approved Used scheme should help put your mind at ease. Every Approved Used car for sale will have passed a rigorous inspection, and any problems found will have been rectified before the car is made ready for sale. For your extra peace of mind, it will be covered by a 12-month warranty and a 30-day/1,000 miles exchange policy.

**Tax Free Sales.** For full details, please contact your authorised Volkswagen luxury car specialist retailer.

**CO<sub>2</sub> Emissions.** Increased weight of a vehicle, including higher trim levels and the addition of options will have a detrimental influence on the level of fuel consumption and CO<sub>2</sub> emissions produced.

The CO<sub>2</sub> and fuel consumption figures are obtained from tests on a representative vehicle of the type, conducted and approved in accordance with Council Directive 80/1268/EEC as amended by Directive 1999/100/EC (or later) on the approximation of the laws of the member states relating to the carbon dioxide emissions and the fuel consumption of motor vehicles.

**Please Note:** Some illustrations in this brochure do not necessarily reflect UK specifications and may not be available. In particular, controls and some items of equipment are positioned differently for the UK.

The specifications contained in this brochure are for information purposes only and are subject to change. If you require any specific feature, you must consult your authorised Volkswagen luxury car specialist retailer who is regularly updated with any change in specification. Please check model availability and full specification details with your authorised Volkswagen luxury car specialist retailer prior to ordering.

**Note:** We would like to advise you that telephone calls to the Luxury car support centre may be monitored and recorded as part of our training and quality assurance processes. All our monitoring and recording processes meet Ofcom regulations.