



Commercial Vehicles

# Accessories

**INCLUDES**

**Security**  
Keep it safe

**Protection**  
Keep it smart

**Towing**  
Pull bigger loads

**INSIDE**

# Making it perfect for you



**Sport & style**  
Road presence for your business

**High-tech**  
Solutions for sound, sat-nav and phone



**Adaptability**  
Use your van for work and leisure



## Every vehicle inside

All you need for Caravelle, Caddy, Transporter and Crafter

**MOTs only £39.  
Worth every penny.**



Bring your van back to the people who know it best.  
All our work is guaranteed for 12 months by Volkswagen trained technicians.

**Ask us for details.**

*LET'S GO TO WORK*



## Making the best even better

Your vehicle is a big part of your business, so you need to be sure it has all the right kit to do your job in a safer, efficient and more secure way. You may want it to be more flexible or to give it an aesthetic upgrade. Well, we have accessories to suit your business needs – whether you're a builder or electrician, a courier, or you're running a taxi or executive-travel service. Our dedicated network of Van Centres will also help you to tailor your vehicle so it meets your business needs – perfectly.

### How to use this brochure

See something you like?  
For more information, just call your nearest Van Centre on **0800 717131**



# Contents

## Caddy 04

- 06 Sport & styling
- 09 Transport & touring
- 11 Towing
- 12 Technology
- 14 Protection & van care
- 18 Safety & security



## Caravelle & Transporter 20

- 22 Sport & styling
- 25 Transport & touring
- 27 Towing
- 28 Technology
- 30 Protection & van care
- 34 Safety & security



## Crafter 36

- 38 Styling
- 39 Transport
- 41 Towing
- 42 Technology
- 43 Protection & van care
- 46 Safety



## Merchandise

- 48 Model vans, keyrings... and a cuddly toy



# The Caddy range

The Caddy is Volkswagen's smallest van, but its nifty dimensions don't restrict the features it can pack in

## CONTENTS

- |                        |                          |
|------------------------|--------------------------|
| 06 Sport & styling     | 12 Technology            |
| 09 Transport & touring | 14 Protection & van care |
| 11 Towing              | 18 Safety & security     |

### Rear bumper cover

p16

Protect your rear bumper from daily wear and tear.



### Towbar

p11

Choose a towbar to increase your load capacity.



### 16" Sima alloy wheel

p07

6J x 16 alloy wheel. Requires 205/55 R16 tyre.

### Side rails

p06

Polished stainless-steel rails look good and protect sills.



### Rhino roof rack

p09

The raised sidebars of this roof rack make transporting bulky goods safe and easy.



### NSV Bluetooth kit

p12

Stay in touch on the move with our outstanding and versatile Bluetooth kit.

# Sport & styling

Make your Caddy stand out from the crowd – give it a little individual flair with these stylish and sporty exterior accessories




### Side rails in polished stainless steel

These rails not only look good, they also protect the sills from damage. Available for both Caddy and Caddy Maxi



### Rear strip in polished stainless steel

Designed to add a stylish finish to models fitted with a tailgate.



### Rear spoiler

Add a touch of class to the rear of your van with a spoiler. Available in the colours shown below. Suitable only for vehicles with twin doors



### Lowering Springs

Enhance the look of your vehicle and improve the ride at the same time with Eibach lowering springs. Not suitable for Caddy Maxi. See price guide for technical details.

### Spoiler colours

Available in the colours shown, or primed ready for painting to perfectly match your vehicle colour

Reflex Silver

Diamond Black

Tornado Red

Keep your alloys in perfect condition

## Top tips

### Clean your alloys regularly

Brake dust is full of metal, carbon and adhesive particles. It's abrasive and deeply corrosive, so clean your alloy wheels every couple of weeks. Use a wheel brush and wheel cleaner fluid to remove filth from nooks and crannies – Volkswagen's van cleaning kit contains both.

### Give them a layer of protection

Once you've washed your wheels and let them dry, coat them with an alloy-wheel protector (wax versions work best) to stop road dirt and brake dust building up and corroding them. They'll be protected – and easier to clean next time, too.

### 17" Sportline alloy wheel

7J x 17 alloy wheel. Requires 225/45Z R17 tyre.



### 15" Tangis alloy wheel

6.5J x 15 alloy wheel. Requires 195/65 R15 or 205/60 R15 tyre.



### 16" Sima alloy wheel

6J x 16 alloy wheel. Requires 205/55 R16 tyre.

## Why not add...

### Alloy-wheel cleaner

See page 22 of the price list

Part of an extensive range of care products – all with Volkswagen proven quality. This wheel cleaner uses an intensive cleaning concentrate for optimum care of your alloys. Typical soiling such as brake dust or pigment contamination is quickly loosened and removed, which makes for a thorough clean. Suitable for steel and alloy wheels.





**More than style**  
Leather isn't just about style – it's also durable, easy to keep clean and lifts the class, quality and comfort of your cabin to another level

**Leather seats – Sport**  
Two-tone upholstery with complementary colours in either the side 'fillet' panels or mid-centre back and seat panels. With both designs, stitching is in the contrasting colour. You choose between flat or pillow-effect cushioning.

**Leather seats – Sport**

Main colour is black only, with a choice of three fillet panel and stitching colours

- Titan Grey
- Dark Red
- Ocean Blue



**Leather seats**  
Add a touch of luxury as well as durability and practicality to your vehicle with single-colour, smooth, high-quality leather with matching stitching and your choice of pillow-effect or flat cushioning.

**Leather seats**

Available in two colours

- Titan Grey
- Black



**Map pockets**  
Map pockets are standard on all leather packs for vehicles with more than three seats.

**Why not add...**

**Leather Treatment**  
See page 22 of the price list  
High-quality care for smooth leather. This treatment is suitable for punched leather and all colours. It's designed to prevent premature bleaching and adds UV protection.



# Transport & touring

With a few transport accessories, you can make your load space even more versatile. Perfect for work *and* leisure



**Front-window wind deflectors**  
Lets you lower the window to improve air circulation without letting rain blow in. They will also help to keep the sunlight out of your eyes.



**Load-bar set**  
These load bars are lightweight and stable – and easy to fix on your roof rails, where the anti-theft locks keep them safe. Maximum load: 100kg.  
Only for vehicles with factory roof rails. Cannot be used with the surfboard or kayak holder



**Angle brackets**  
Fitted to a roof-bar set, these brackets are the easy solution for ladder transport.



**Rhino roof rack for the Caddy and Caddy Maxi**  
The Rhino is tough, with raised sidebars and lots of lashing possibilities for transporting bulky goods easily and safely. Maximum roof-rack load: 67kg.  
Warranty of one year only



**Thule Pacific roof box**  
Add 320 or 370 litres of load space with the Thule Pacific roof box.  
You'll need the roof-bar set

**Roof-bar set**

Adding roof bars to your van can boost your load capacity by 100kg. If you use them with our roof-bar accessories, you can fine-tune your van to meet your needs.

**BEST SELLER**

**The key to carrying**  
Put a roof-bar set on your Caddy and you're ready to add extra roof accessories whenever you need them



## The Caddy range



### Pull-out ski and snowboard holder

Pull out the extenders and suddenly it's much easier to load and unload your skis and snowboards. Holds six pairs of skis or four snowboards.

You'll need the roof-bar set



### Kayak holder

Holds a kayak securely with minimum fuss – and there's no need for knots.

You'll need the roof-bar set



### Surfboard holder

The surfboard holder has been designed to transport a surfboard and two masts. A set includes four mast holders (two per mast) and two tensioning straps.

You'll need the roof-bar set



### Towbar bike rack and extension

Transport up to two bikes easily using lockable fastenings. An extension can be added for a third bike. Maximum load 50kg.

Maximum load also depends on your towbar being able to support 50kg



### Roof-bar-mounted bicycle holder

One holder is pictured, but you can fit more than one on your roof bars (depending on bicycle size and weight).

You'll need the roof-bar set



### Spare bulb and fuse kit – H4 Halogen

Contains 11 of the most common vehicle bulbs and fuses, including dipped and full-beam headlights, reversing lights, sidelights, and 5A to 30A fuses. All in an impact-resistant Volkswagen case.

## Tailgate bicycle holder

Designed for vehicles with a tailgate. It is quick and easy to install, and can carry up to three bikes. It also helps to keep them safe, thanks to its Anti-Theft Protection.

**BEST SELLER**



### Headrest coat hanger

Attaches easily to your headrest to keep your jacket safe and crease-free.

### Towbar: fixed swan neck

With a fixed towbar you are ready to hook up a trailer whenever you need to carry more equipment.

You'll need 13-pin towing electrics



### Secret towbar

You don't need a permanent towbar, which can make it harder to park. A detachable unit is only there when you need it

# Towing

The Caddy is compact, but it's powerful. A towbar can help increase how much you can transport

## Three easy steps to towing success

### 1 Watch your weight

Once loaded, make sure your trailer never exceeds your van's maximum towing limit or gross train weight – you'll find these in your handbook or on your van's weight plate.

### 2 Load well, stay stable

For stability, put the heaviest items low down over the trailer axle. Ensure the trailer has a slightly nose-down attitude, but it must never exceed the van's or trailer's nose-weight limit.

### 3 Check your tyres

Your van's tyres may need to be inflated to a greater pressure when towing. Check your handbook to be sure.

### 13-pin towing electrics

Matches the control elements of your Caddy or Caddy Maxi precisely. For full 13-pin functionality, fit the extra wiring kit (see price list).



### Towbar: detachable swan neck

Lets you increase your load capability by attaching a trailer – but the towbar isn't on your van until you need it.

You'll need 13-pin towing electrics

# Technology

Your Caddy is your office on wheels, and with these great gadgets you can make and take calls safely, as well as navigate and stay entertained



### NSV Bluetooth kit

This attractive Bluetooth kit can be seamlessly integrated into your van's cab. It looks factory fitted, and it has an impressive range of features:

- Single push-button for answering and ending calls quickly and easily
- Last-number redial
- Automatically mutes your van's audio system when you're on a call
- Voice-activated dialling
- Automatically pairs your van and your phone when you switch on the ignition
- Recognises up to five phones
- Directional microphone
- Compatible phones can play music wirelessly through your van's speakers

iPhone not included.



### Bluetooth® Touch Phone kit

Control your phone by voice or the 2.8-inch colour touchscreen – and have your texts and emails read to you. The Bluetooth® Touch Phone kit uses your vehicle's audio system, so you can also listen to music stored on your mobile. You'll need a Quadlock or ISO lead.



### Nokia HF-310 portable Bluetooth® device

The Nokia HF-310 gives great speakerphone performance via Bluetooth®. It has an illuminated one-touch answer button, gives 30 hours of talk time, and is fitted via a suction-cup, sticky pad or clip.



### Media-in unit

Want to connect your iPod or a USB stick full of MP3 music files? The Media-in unit lets you charge your iPod and control your music from your vehicle's audio system.

You'll need a Quadlock lead. In Caddy and Caddy Maxi vans you'll need to upgrade the radio to use Media-in system

**One box can do it all**  
This unit can navigate, take calls, play music, charge your iPod, and play your DVDs when you park up.

**BEST SELLER**



### Kenwood Multimedia system

One piece of kit for navigation, handling phone calls, music or radio, and watching a DVD when you stop. The 7" hi-res touch-screen controls maps, track listings or a DVD. The maps cover all of Europe, and you can opt for voice directions. The Kenwood connects with your phone using Bluetooth® and can handle SMS text messages. You can even charge your iPhone/iPod while you control it, from either the Kenwood or steering-wheel controls if you have them.

SMS texting depends on your model of phone. You'll need an extra lead to connect your iPod or iPhone



### Radio Navigation RNS 510

The RNS 510 can be controlled by voice or the 6.5" touch-screen display. You get great sound – from CDs, an SD card, iPod via the aux-in socket, or music on the 30GB hard drive. And when you stop, you can watch a DVD.



### Radio Navigation RNS 315

This radio navigation system is convenient and easy to operate precisely thanks to its brilliant-quality 5" touch screen. Modern storage media such as an SD card reader and an AUX-IN socket allow you to store and play various data formats, too.



**NEW**

### Kenwood CD/Digital Radio

This DAB radio system has a clever chip that eliminates breaks and distortion in reception. You can hook up your iPod to the system, too, and search by playlist, genre, artist and album.



### iPod adaptor

The iPod adaptor quickly and easily connects an iPod or iPhone to your vehicle's radio or radio/navigation system. Your system controls the iPod or iPhone, plays the audio and charges your device at the same time.

# Protection & van care

Hard-working vans can take a beating, but a few accessories will help keep your pride and joy looking the business



**Save on cleaning**  
With some loads, it's a lot cheaper to keep spills off your van in the first place than it is to clean up afterwards



### Plylining kits

We offer a full range of high-quality plylining kits. **Key features**

- Premium-grade plywood: 9mm for the floor and boxed wheel arches, 6mm for the sides
- Materials are sourced only from suppliers accredited by the Timber Trade Federation. For more information go to [www.ttf.co.uk](http://www.ttf.co.uk)
- Kits are machine-cut for an accurate fit that is specific to your van
- The sealing on all joints stops any liquid or dust and dirt seeping through or collecting

Image for illustration purposes only

### Waterproof seat covers

Protect your seats from wet and dirt with these removable, machine-washable waterproof seat covers.

Only available for driver and front-passenger seats. Not suitable for vehicles with side airbags



### Flexible bootliner

Versatile protection for your load area that you can take out and store easily as required.

Available on the Caddy window van and Caddy Maxi Life only



### Flexible loadliner

This practical loadliner is washable and has a non-slip, acid-resistant surface. The raised rim (about 50mm) helps to contain any spillages.

Available on the Caddy window van with kombi seats and Caddy Maxi Life



### Rigid loadliner

A robust loadliner with strong, high sides and cross corrugations for added strength. Available for the full load area and for vans with the kombi seat pack.



### Foldable bag

This adds flexibility to your load area and keeps items secure during transit. It folds away neatly when not in use.



### Door sill trim plates

This black film with silver-coloured strips adds even more style to your Caddy and protects the sill against scratches. Easy to stick to the front and rear door sills. Two films in each kit.



### Front rubber mats Rear rubber mats

Protect your van's floor with these durable rubber mats. Fixings included.

Rear mats not shown, but are available for Caddy 2004 onwards and Caddy Maxi 2008 onwards



### Front carpet mats Rear carpet mats

Protect the floor of your van with these carpet mats in anthracite or art grey.

Rear mats not illustrated. Art grey available on Caddy 2004 to May 2007 only

## Why not add...

### Interior trim cleaner See page 22 of the price list

Part of the extensive range of care products – which all come with Volkswagen proven quality. This interior trim cleaner refreshes colour on the dashboard, gearstick, consoles, interior trims. It's anti-static, and leaves a silk matt finish that looks almost as good as new.



### Leather treatment set See page 22 of the price list

Practical leather set that includes a leather soft cleaning agent and a leather sealant. All smooth leather surfaces can be cleaned without problem, while the sealant protects the leather against wear and dirt. Contains 150ml leather sealant, 125ml leather soft clean with foam dispenser, and care cloth.





BEST SELLER



**Get covered**  
With all those loads going in and out of your Caddy, you need a cover to keep your bumper looking good

**Front and rear mudflaps**

Protect your vehicle from whatever the road throws up. Available in pairs, so you can add them to either the front or rear – or have them fitted all round.



**Headlight protectors**

A set of protectors also comes with two sets of adhesive decals that convert your headlight beams for driving on the Continent.

For advice on the legislation covering driving abroad, please refer to the AA website: [www.theaa.com/motoring\\_advice/overseas](http://www.theaa.com/motoring_advice/overseas)



**Rear-bumper cover**

Help protect your rear bumper from daily wear and tear. Lifting heavy items in and out of your van's loadbay inevitably leads to scratches. This invaluable piece of equipment means the rear bumper doesn't have to take all the knocks.

Give it a long-lasting shine

**Autoglym LifeShine**

A series of treatments is applied by your Volkswagen Van Centre: paintwork gets a protective coating to enhance the shine and maximise resistance to the elements; a durable waterproof coating is applied to upholstery and carpets to seal out moisture and resist staining; the outside of the side and rear windows gets an easy-to-clean coating so water runs off easily. And you get a complimentary care kit (below).

Comes with a comprehensive lifetime warranty subject to reasonable ongoing care



**Why not add...**



**Valet pack**

See page 22 of the price list

An extensive range of care products for cleaning your vehicle – in proven Volkswagen quality. This valet kit contains a chamois, a sponge, an insect sponge and a de-mist pad.



**Winter Van Care kit**

See page 22 of the price list

Protect your vehicle from the harsh winter conditions that can harm your van. Contains high-quality, winter-proof screenwash, de-icer, rubbercare stick and ice scraper.



**Van Cleaning kit**

See page 22 of the price list

All you need to keep your van spotless – inside and out. Includes: wheel-rim cleaner, wheel brush, eight moist gloves for the windscreen and eight for the cabin, insect remover, sponge and microfibre cloth.

**Top tips**

- Pre-rinse**  
Rinse off loose dirt with a hose, then it won't scratch the paint as you wash it.
- Clean from the top**  
Wash in 'layers' – from roof to waistline, waistline to bumper strips, and down to the sills. This lets water flow down, removing dirt as it goes, and stops you rubbing dirt back up the vehicle's sides.
- Shampoo and wash**  
Use a good shampoo, such as Volkswagen's Wash and Wax. Apply it with a good sponge (see our valet pack) that you've cleaned carefully.
- Rinse and chamois**  
When you finish cleaning, hose down your van and dry with a chamois leather (also in our valet pack).
- Wax to a fine finish**  
For real sparkle, apply a wax polish. This will protect the paint and give it a terrific shine.

# Safety & security

These extras will help keep you safer, give you peace of mind – and keep your load secure



### Safety kit

Gives you peace of mind in any roadside emergency. Includes a first aid kit, warning triangle on metal stand and a lightweight fluorescent orange safety vest so you're easily seen.



### Rear mesh guard

Make your load space more secure with mesh rear-window guards – without losing the view out of the rear window.



### Ratchet net

Secure heavy objects in accordance with DIN and EN standards. This nylon and steel net fixes to lashing eyes, and the load is tightened down using a cross-belt with ratchet. Net length can be adjusted using clamps on the belt. Net size: 900 x 500mm.



BEST SELLER

### Solid rear-window guards

Increase the security in your rear load space by adding solid rear-window guards. Ideal for keeping your load away from prying eyes.



### Luggage net

Make sure your luggage and loose items stay in place while you drive. This net uses the load-lashing rings on the floor of your van.

Now available in the Caddy Maxi



### Load-separator grille and load-dividing grille

These accessories prevent forward and sideways movement of luggage. Available as just the separator grille or with the dividing grille as well.

Think secure, stay secure



NEW

### CobraTrak for Volkswagen

Using the latest GPS/GPRS/GSM tech, Volkswagen's partnership with CobraTrak stolen-vehicle tracking means you can be safe in the knowledge that your vehicle's location can be pinpointed across Europe. Visit your local Van Centre to find out the system's full capabilities and how it can work for you.



### Alarm system

This alarm comes in three parts for maximum security: an alarm module, alarm harness and load-area sensor.

### Anti-theft wheel bolts

A set of four bolts with a key and identification codes.

Not illustrated



### Reversing-aid kit

Consists of four sensors, which can be painted to match the body colour of your vehicle. Can be used with the Caddy and Caddy Maxi detachable and fixed swan-neck towbars.

Not suitable for vehicles with fixed-flange towbars

## Top tips

- 🔒 **Get an alarm**  
 Alarm noise alone may be enough to scare off a thief, and prevent a more costly break-in.
- 🔒 **Lock your doors**  
 Even if you're only away from your vehicle for a minute, locked doors will deter thieves waiting for a quick, easy target.
- 🔒 **Keep it tidy**  
 Seemingly trivial items can still be bait. Stow gadgets and accessories out of sight, or take them with you. And thieves know to look in the glove-box.
- 🔒 **Load out of sight**  
 Try and load your van in a secure location. Thieves can linger in public areas, for an easy swipe and run.
- 🔒 **Park for visibility**  
 Use well-lit areas. Avoid vehicles or foliage that a thief could use for cover. Columns or walls can limit access to doors.

See something you like? Find it in Accessories Prices – or for more information, call your local Van Centre

0800 717131

[www.volkswagen-vans.co.uk](http://www.volkswagen-vans.co.uk)



### Snow chains

For those winter days when you absolutely need to brave the extreme conditions, these mighty snow chains will keep you on the move through even the most snow-covered routes.

Available only on Caddy and Caddy Maxi



# The Caravelle & Transporter range

With these accessories, Volkswagen's original vehicle can be honed into your perfect workmate

## CONTENTS

22 Sport & styling	28 Technology
25 Transport & touring	30 Protection & van care
27 Towing	34 Safety & security

The accessories in this section are for every type of Transporter – including the Caravelle and the shuttle



**NSV Bluetooth kit p28**  
Safe, hands-free mobile communication with our smart, versatile Bluetooth kit.



**Waterproof seat covers p30**  
Keep moisture and dirt off seats with removable covers.

**Bike racks p26**  
Carry up to four bikes on the back of your van.



**Headlight protectors p32**  
Protect your headlights – and convert the beams for driving on the Continent.

**Alloy wheels p23**  
A set of alloys can add class to your van and boost its resale value.

**Side rails p22**  
Polished stainless-steel rails look good and protect your sills.

**Front spoiler p22**  
Redefine how the front of your van looks with a lower front spoiler.



# Sport & styling

Make your vehicle stand out from the crowd – give it a little individual flair with these stylish and sporty exterior accessories

## Side rails in polished stainless steel

These rails not only look good, they also protect the sills from damage.

Available for both short-wheelbase and long-wheelbase vans

**BEST SELLER**



### Polished stainless-steel tailgate trim

Finish off your van's polished signature with this skirt.

Also available for twin doors



### Rear twin-door spoiler

Add a touch of class at the back with a spoiler. Available in colours below.

Only for vehicles with twin doors



### Lowering springs

Optional suspension springs to lower your van by 30mm.

For front axle weight up to 1,550kg or 1,710kg



### Rear tailgate spoiler

Add a rear tailgate spoiler for a sporty look. Available in colours below.

Only for vehicles with a tailgate



### Front spoiler

Add a front spoiler. Available in colours below or primed for painting to match your vehicle colour.

## Spoiler colours

Available in the colours shown, or primed ready for painting to perfectly match your vehicle colour

Reflex Silver

Diamond Black

Candy White

**BEST SELLER**

## 16" Sima alloy wheel

6J x 16 alloy wheel. Requires 205/55 R16 tyre.



Keep your alloys in perfect condition

## Top tip

 Clean your alloys regularly

Brake dust is full of metal, carbon and adhesive particles. It's abrasive and deeply corrosive, so clean your alloy wheels every couple of weeks. Use a wheel brush and wheel cleaner fluid to remove filth from nooks and crannies – Volkswagen's van cleaning kit contains both.



**16" Tangis alloy wheel**  
6.5J x 16 alloy wheel. Requires 215/65 R16 tyre.



**17" Suez alloy wheel**  
7.5J x 17 alloy wheel. Requires 235/55 R17 tyre.



**18" Dakar alloy wheel**  
8J x 18 alloy wheel. Requires 235/50 R18 tyre.



**18" Sportline alloy wheel**  
8J x 18 alloy wheel. Requires 235/50 R18 tyre.

Tyre not included. Not suitable for vehicles with 180PS engines. Suitable for T32

## Why not add...

**Alloy-wheel cleaner**  
See page 22 of the price list

Part of an extensive range of care products – all with Volkswagen proven quality. This wheel cleaner uses an intensive cleaning concentrate to provide optimum care for your alloys. Typical soiling such as brake dust or pigment contamination is quickly loosened and removed, making for a thorough clean. Suitable for steel and alloy wheels.



**18" 5-Spoke Sportline Brilliant Silver alloy wheel**  
8J x 18 alloy wheel. Requires 235/50 R18 tyre.

Tyre not included. Suitable for T32. Wheel-bolt covers available separately; please ask your Van Centre



**18" 5-Spoke Sportline Matt Black alloy wheel**  
Matt finish 8J x 18 alloy wheel. Requires 255/45 R18 tyre.

Tyre not included

**NEW**



**18" Dakar Bi-Colour alloy wheel**  
8J x 18 alloy wheel requires 235/50 R18 tyre.

Tyre not included



**More than style**  
Leather isn't just about style – it's also durable, easy to keep clean and lifts the class, quality and comfort of your cabin to another level

**Leather seats Sport**

Your choice of two-tone upholstery – with complementary colours in either the side 'fillet' panels or the mid-centre back and seat panels. With both designs, the stitching is in the contrasting colour. You can choose between flat or pillow-effect cushioning.

**Leather seats– Sport**

Main colour is black only, with a choice of three fillet panel and stitching colours

Titan Grey

Dark Red

Ocean Blue



**Leather seats**

Add a touch of luxury as well as durability and practicality to your vehicle with single-colour, smooth, high-quality leather with matching stitching. You can also have your choice of pillow-effect or flat cushioning.

**Leather seats**

Available in two colours

Titan Grey

Black



**Map pockets**

Map pockets are standard on all leather packs for vehicles with more than three seats.

**Why not add...**

**Leather Treatment**

See page 22 of the price list  
High-quality care for smooth leather.



This leather treatment is suitable for punched leather, and all colours. It's designed to prevent premature bleaching and adds UV protection.

# Transport & touring

If you need to boost your luggage or load capacity, take a look at these versatile accessories – for work and pleasure



**Rhino roof rack**

The Rhino is tough, with raised sidebars and lots of lashing possibilities for transporting bulky goods easily and safely. Maximum roof-rack load: 105kg.

For vans with or without factory roof preparation



**Angle brackets**

Used with the roof-bar set, these angle brackets offer the perfect solution for transporting ladders.



**Single roof bar**

Add an extra roof bar if your van has a long wheelbase and increase your load space.

For use with roof-bar set



**Front-window wind deflectors**

Lets you lower the window to improve air circulation without letting the rain blow in. They'll also help keep the sunlight out of your eyes.

**Roof-bar set**

Adding roof bars to your van can boost your load capacity by 100kg. If you use them with our roof-bar accessories, you can fine-tune your van to meet your needs.

BEST SELLER



**Thule Pacific roof box**

Add 320 or 370 litres of load space with the Thule Pacific roof box.

You'll need the roof-bar set

**Key accessory**  
A roof-bar set lets you add extra roof accessories as soon as you need them

## The Caravelle & Transporter range



### Surfboard holder

The surfboard holder has been designed to transport a surfboard and two masts. A set includes four mast holders (two per mast) and two tensioning straps.

You'll need the roof-bar set



### Pull-out ski and snowboard holder

Pull out the extenders and suddenly it's much easier to load and unload your skis and snowboards. Holds six pairs of skis or four snowboards.

You'll need the roof-bar set



### Kayak holder

Holds a kayak securely with minimum fuss – and there's no need for knots.

You'll need the roof-bar set



### Towbar bicycle rack and extension

Transport up to two bikes easily using lockable fastenings. You can add an extension for a third bike if you need to. Maximum load 50kg.

Maximum load also depends on your towbar being able to support 50kg



### Multiflex board

Divides your Caravelle storage space into two levels, quickly and easily.



### Roof-bar-mounted bicycle holder

One holder is pictured, but you can fit more than one on your roof bars (depending on bicycle size and weight).

For use with slotted roof bars only

### Tailgate bicycle holder

Designed for vehicles with a tailgate. It is quick and easy to install, and can carry up to four bicycles (with a 60kg load limit).

Cannot be fitted if you have a spoiler on your roof edge or tailgate



26

BEST SELLER



### Foldable bag

This adds flexibility to your load area and keeps items secure during transit. It folds away neatly when not in use.

### Brandrup accessories

Transform your van with Brandrup's sturdy storage solutions, camping equipment and stylish accessories



### Towbar: detachable swan neck

A detachable towbar lets you increase your load capability by attaching a trailer, but without making the towbar a permanent feature of your van.

You'll need 13-pin towing electrics



BEST SELLER



### Towbar: fixed swan neck

A fixed towbar lets you attach a trailer to increase how much you can carry.

You'll need 13-pin towing electrics

### Towbar: two-bolt flange

Two-bolt flange for a towbar system.

Not to be used with reversing sensors

### Secret towbar

You don't need a permanent towbar, which can make it harder to park. A detachable unit is only there when you need it

# Towing

Boost your load capacity with a towbar – permanent or removable – for hauling an extra load or carrying bikes

## Three easy steps to towing success

### 1 Watch your weight

Once loaded, make sure your trailer never exceeds your van's maximum towing limit or gross train weight – you'll find these in your handbook or on your van's weight plate.

### 2 Load well, stay stable

For stability, put the heaviest items low down over the trailer axle. Ensure the trailer has a slightly nose-down attitude, but it must never exceed the van's or trailer's nose weight limit.

### 3 Check your tyres

Your van's tyres may need to be inflated to a greater pressure when towing. Check your handbook to be sure.

### 13-pin towing electrics

Pre-assembled for fitting to a towing hitch and can be used with fixed and detachable towbars. Transporter and Caravelle towing electrics work with ESP and trailer stability assist to keep you safe on the road. NB: for full 13-pin functionality, use the additional wiring kit – see price list.



### Jaw, pin and ball

For use with two-bolt flange towbars.

27

# Technology

Your Transporter is your office on wheels, and with these great gadgets you can make and take calls safely, as well as navigate and stay entertained



NEW

## NSV Bluetooth kit

This attractive Bluetooth kit can be seamlessly integrated into your van's cab. It looks factory fitted, and it has an impressive range of features:

- Single push-button for answering and ending calls quickly and easily
- Last-number redial
- Automatically mutes your van's audio system when you're on a call
- Voice-activated dialling
- Automatically pairs your van and your phone when you turn the ignition
- Recognises up to five phones
- Directional microphone
- Compatible phones can play music wirelessly through your van's speakers



## Bluetooth® Touch Phone kit

Control your phone by voice or the 2.8-inch colour touchscreen – and have your texts and emails read to you. The Bluetooth® Touch Phone kit uses your vehicle's audio system, so you can also listen to music stored on your mobile. You'll need a Quadlock or ISO lead.



## Nokia HF-310 portable Bluetooth® device

The Nokia HF-310 gives great speakerphone performance via Bluetooth®. It has an illuminated one-touch answer button, gives 30 hours of talk time, and is fitted via a suction-cup, sticky pad or clip.



## Media-in unit

Want to connect your iPod or a USB stick full of MP3 music files? The Media-in unit lets you charge your iPod and control your music from your vehicle's audio system.

You'll need a Quadlock lead. In Transporter vans you'll need to upgrade the radio to use Media-in system



**BEST SELLER**

### Kenwood Multimedia system

One piece of kit for navigation, handling phone calls, music or radio, and watching a DVD when you stop. The 7" hi-res touch-screen controls maps, track listings or a DVD. The maps cover all of Europe, and you can opt for voice directions. The Kenwood connects with your phone using Bluetooth® and can handle SMS text messages. You can even charge your iPhone/iPod while you control it, from either the Kenwood or steering-wheel controls if you have them. SMS texting depends on your model of phone. You'll need an extra lead to connect your iPod or iPhone



## Radio Navigation RNS 510

Can be controlled by voice or the 6.5" touch-screen. The eight speakers give great sound – from CDs, an SD card, iPod via the aux-in socket, or music on the 30GB hard drive. And when you stop, you can watch a DVD. Maps for Western Europe available separately.



## Radio Navigation RNS 315

This radio navigation system is convenient and easy to operate precisely thanks to its brilliant-quality 5" touch screen. Modern storage media such as an SD card reader and an AUX-IN socket allow you to store and play various data formats, too.



**NEW**

### Kenwood CD/Digital Radio

This DAB radio system has a clever chip that eliminates breaks and distortion in reception. You can hook up your iPod to the system, too, and search by playlist, genre, artist and album.



## Click9 Lite Duo Twin Portable DVD system

New slim-design dual-screen DVD player to keep passengers entertained. It has two 9" screens and 'Click and Go' technology – a clever mounting system so you need to connect all the cables only once. The film then plays once you've clicked the player into its mount. Includes two wireless headphones



## iPod adaptor

The iPod adaptor quickly and easily connects an iPod or iPhone to your vehicle's radio or radio/navigation system. Your system controls the iPod or iPhone, plays the audio and charges your device at the same time.



## Rosen overhead DVD player

Play DVDs, CDs, MP3s. The 10.2" flat LCD screen gives ultra-crisp images. It also features 25 video games with wireless controller and an auxiliary mini-jack with RCA adaptor to connect a games console, video camera or MP3 player. The unit is mounted in the headlining behind the front seats.

# Protection & van care

Limit the impact of daily wear and tear so your vehicle stays looking good and holds its value

BEST SELLER



## Waterproof seat covers

Protect your seats from wet and dirt with these removable, waterproof and machine-washable seat covers.

Only available for driver and front-passenger seats. Not suitable for vehicles with side airbags



## Monster mats

The deep channels in these heavy-duty mats stop liquids and dirt spilling onto the cab floor.



## Sportline mats

Protect your van's interior with Sportline carpet mats. The stylish two-piece set comes in black with red stitching and the Sportline logo.

**Stay dry**  
You spend a lot of time in your van. Keeping the inside clean and dry lets you focus on your work



## Front rubber mats

Protect the floor of your van up front with these durable rubber mats. Fixings are included.

## One-piece front carpet mat

Protect your cabin floor with this front carpet mat for vans with dual passenger seats. Available in grey.

## ALSO AVAILABLE

- Two-piece front carpet mat
- Rear carpet mats



## Flexible bootliner

This liner is light, flexible and fits the contours of your boot perfectly. Its high edge (about 5cm) protects against moisture and dirt, and the integrated diamond pattern stops objects sliding around. Rolls away to save space.



## Semi-rigid bootliner

Fits perfectly to the shape of your vehicle and is washable, anti-slip and acid resistant. Its high edge (about 4cm) protects against moisture and dirt, and the integrated triangular pattern stops loads slipping around.



## Motexion kombi bulkhead

Precision moulded for an exact fit behind the bench seat, and with a Perspex window onto the load area. Carpeting on the cab side keeps in the heat and cuts down on road noise.

Only for Transporter kombi with a single sliding door

## Motexion window bulkhead

Precision moulded for an exact fit, with a Perspex window so you can see the load area from the cab. Carpeting on the cab side keeps in the heat and cuts down on road noise.

Only for Transporter panel vans with a single sliding door

## Motexion windowless bulkhead

Precision moulded for an exact fit.

Only for Transporter panel vans with a single sliding door

BEST SELLER



## Plylining kits

We offer a full range of high-quality plying kits. Key features:

- Premium-grade plywood: 9mm for the floor and boxed wheel arches, 6mm for the sides
- Materials are sourced only from suppliers accredited by the Timber Trade Federation. For more information go to [www.ttf.co.uk](http://www.ttf.co.uk)
- Kits are machine cut for an accurate fit specific to your van
- The sealing on all joints stops any liquid or dust and dirt seeping through or collecting

Image for illustration purposes only

## Why not add...

### Interior trim cleaner

See page 22 of the price list



Part of the extensive range of care products – which all come with proven Volkswagen quality. This interior trim cleaner refreshes colour on the dashboard, gearstick, consoles, interior trims. It's anti-static, and leaves a silk matt finish that looks almost as good as new.

### Leather treatment kit

See page 22 of the price list


Practical leather kit that includes a leather soft cleaning agent and a leather sealant. All smooth leather surfaces can be cleaned without problem, while the sealant protects the leather against wear and dirt. Contains 150ml leather sealant, 125ml leather soft clean with foam dispenser, and care cloth.





### Rear-bumper cover

Help protect your rear bumper from daily wear and tear.



BEST SELLER

**Get covered**  
With all those loads going into your Caravelle or Transporter, you need a cover to keep your bumper looking good



### Front and rear mudflaps

Help protect your vehicle from whatever the road throws up. Available in pairs, so you can add them to either the front or rear – or have them fitted all round.



### Headlight protectors

A set of protectors also comes with two sets of adhesive decals that convert your headlight beams for driving on the Continent.


For guidance on the legislation covering driving abroad, please refer to the AA website: [www.theaa.com/motoring\\_advice/overseas](http://www.theaa.com/motoring_advice/overseas)

Give it a long-lasting shine

### Autoglym LifeShine

A series of treatments is applied by your Volkswagen Van Centre: paintwork gets a protective coating to enhance the shine and maximise resistance to the elements; a durable waterproof coating is applied to upholstery and carpets to seal out moisture and resist staining; the outside of the side and rear windows gets an easy-to-clean coating so water runs off easily. You get a complimentary care kit, too (below).

Comes with a comprehensive lifetime warranty subject to reasonable ongoing care



### Why not add...



#### Valet pack

See page 22 of the price list

An extensive range of care products for cleaning your vehicle – in proven Volkswagen quality. This valet kit contains a chamois, a sponge, an insect sponge and a de-mist pad.



#### Winter Van Care kit

See page 22 of the price list

Protect your vehicle from the harsh conditions of winter that can harm your van. Contains high-quality winter-proof screenwash, de-icer, rubbercare stick and ice scraper.

### Top tips

- Give it a pre-rinse**  
Rinse off loose dirt with a quick hose-down, then it won't scratch the paint as you wash it with your sponge.
- Clean from the top**  
Wash in 'layers' – from roof to waistline, waistline to bumper strips, then to the sills. This lets water flow down, removing dirt as it goes and stops you rubbing dirt back up the vehicle.
- Shampoo and sponge**  
Use a good shampoo, such as Volkswagen's Wash and Wax. Apply with a clean sponge (included in our valet pack).
- Rinse and chamois**  
When you have finished cleaning, hose the van down and dry with a chamois leather (also included in our valet pack).
- Wax for a fine finish**  
For a real sparkle, apply a wax polish. This will protect the paint and give it a terrific shine.



#### Van Cleaning kit

See page 22 of the price list

Everything you need to keep your van spotless – inside and out. Includes: wheel-rim cleaner, wheel brush, eight moist gloves for the windscreen and eight for the cabin, insect remover, sponge and microfibre cloth.


# Safety & security

These extras will help keep you safer, give you peace of mind – and keep your load secure

**BEST SELLER**



**Reversing-aid kit**  
Consists of four sensors, which can be painted to match your vehicle's body colour. Can be used with Caravelle and Transporter detachable and fixed swan-neck towbars. Not suitable for vehicles with fixed-flange towbars.



**Luggage net**  
Make sure your luggage and loose items stay in place while you drive. This net uses the load-lashing rings on the floor of your van.



**Load securing net**  
The length of the luggage net can be adjusted using the clamp locks, and the load is secured using the ratchet. You can fix to load-lashing rails using four lashing eyes (as shown) or the rings provided as standard.



**Full-length load separator grille/dog guard**  
This grille stops your load moving forward and keeps animals safely in the back. The dog guard separator also keeps your dog off your cargo. You'll need a full-length separator grille if you install it at the C-pillar (above)



**Ratchet net**  
Secure heavy objects in accordance with DIN and EN standards. This nylon and steel net fixes to lashing eyes, and the load is tightened down using a cross-belt with ratchet. Net length can be adjusted using clamps on the belt. Net size: 900 x 500mm.

Think secure, stay secure



**CobraTrak for Volkswagen**

Using the latest GPS/GPRS/GSM technology, Volkswagen's partnership with CobraTrak stolen-vehicle tracking means your vehicle's location can be pinpointed to anywhere in Europe. Ask your local Van Centre how it can work for you.

**NEW**

**Be prepared**  
If you didn't have a first aid kit or warning triangle when you needed them, you'd really curse yourself, so be smart – specify one now

**Safety kit**

Gives you peace of mind in any roadside emergency. Includes a first aid kit, warning triangle on metal stand and a lightweight fluorescent orange safety vest so you're easily seen.



**Alarm system**

This alarm comes in three parts for maximum security: an alarm module, alarm harness and load-area sensor.

**ALSO AVAILABLE**



**Anti-theft wheel bolts**

A set of four bolts with key and identification codes.

**Anti-theft spare-wheel bolt**

Help keep your spare wheel safe by adding an anti-theft spare-wheel bolt

**Top tips**

-  **Get an alarm**  
Alarm noise alone may be enough to scare off a thief, and prevent a more costly break-in.
-  **Lock your doors**  
Even if you're only away from your vehicle for a minute, locked doors will deter thieves waiting for a quick, easy target.
-  **Keep it tidy**  
Seemingly trivial items can still be bait. Stow gadgets and accessories out of sight, or take them with you. And thieves know to look in the glove-box.
-  **Load out of sight**  
Try to load your van in a secure location. Thieves can linger in public areas, for an easy swipe and run.
-  **Park for visibility**  
Use well-lit areas. Avoid vehicles or foliage that a thief could use for cover. Columns or walls can limit access to doors.



See something you like? Find it in Accessories Prices – or for more information, call your local Van Centre

**0800 717131**

[www.volkswagen-vans.co.uk](http://www.volkswagen-vans.co.uk)

# The Crafter range

Think your Crafter works hard already? Beef it up with these accessories and find out what it's really capable of

## CONTENTS

38 Styling	42 Technology
39 Transport	43 Protection & van care
41 Towing	46 Safety



**NSV Bluetooth® kit**  
**p42**  
Safe, hands-free mobile communication with our smart, flexible Bluetooth® kit.



**Roof racks** **p40**  
Increase your load capacity by as much as 262kg with this roof rack.



**Waterproof seat covers** **p44**  
Protect your seats from wet and dirt, and take the covers off if you don't need them.



**Front and rear mudflaps** **p43**  
Protect your vehicle from what the road throws up.

**Headlight protectors** **p43**  
Protect your headlights – and convert the beams for driving on the Continent.



# Styling

The Crafter may be best suited to hard, heavy work – but you can still add a touch of luxury



**More than style**  
Leather isn't just about style – it's also durable, easy to keep clean and lifts the class, quality and comfort of your cabin to another level

### Leather seats Sport

Your choice of two-tone upholstery – with complementary colours in either the side 'fillet' panels or the mid-centre back and seat panels. With both designs, the stitching is in the contrasting colour. You can choose between flat or pillow-effect cushioning.

### Leather seats – Sport

Main colour is black only, with a choice of three fillet panel and stitching colours

Titan Grey

Dark Red

Ocean Blue



### Leather seats

Add a touch of luxury as well as durability and practicality to your vehicle with single-colour, smooth, high-quality leather with matching stitching and your choice of pillow-effect or flat cushioning.

### Leather seats

Available in two colours

Titan Grey

Black

NEW



### 16" Crafter Borbet alloy wheel

6.5J x 16 ET62 alloy wheel. Only suitable for single-axle vehicles. Max. axle load per wheel 1,350kg. Requires 235/65 R16 115R tyre.

# Transport

Whatever your Crafter has to carry, there's an accessory to make life easier – and protect your van and its paintwork from awkward loads



### Roof-bar set

Adding roof bars to your van can increase your load capacity by 300kg (660lb) for a standard roof, or 150kg (330lb) for a high roof. Each set comes with three roof bars. Requires factory roof preparation



### High angle-bracket set

Transport long and awkward objects securely with high angle-brackets. You get a set of four, made of galvanised-steel. They attach easily and give you 180mm of vertical support. You'll need roof bars or a roof rack

## The Crafter range



### Front-window wind deflectors

Lets you lower the window to improve air circulation without letting the rain blow in. They'll also help keep the sunlight out of your eyes.



### Roof rack

The roof rack is powder coated to protect it against corrosion and weathering. It'll increase your load capacity by up to 262kg, depending on your van's wheelbase and height.

Requires factory roof preparation



### Single roof bar

Add to your roof-bar set (shown page 39) to help you transport long and bulky objects. Up to six roof bars can be fitted.

Requires factory roof preparation



### Roof access ladder

This handy ladder folds out and hooks on the roller at the back of your van or the luggage rack at the side. It comes with a fastener and tensioning strap so you can hang it on the side wall. Your sliding door isn't affected, even when the van is fully loaded.



### Roof ladder roller

This light running roller makes it easy to load bulky cargo onto the roof of your van. Place furniture or ladders on the roller then simply push forward. The roller feeds the load onto the roof without scratching the paint or damaging your roof bars or rack.

You'll need roof bars or a roof rack



### Rear Step

This step provides convenient access to the rear of your Crafter van, so that anyone who steps in or out of the load area can do so safely.

## Ladder-holder set

The four angle-brackets mount easily on either side of the ladders. The rung clamp fixes the ladders to the rail, then two tensioning belts lock the ladders in place to keep them safe and quiet.

You'll need roof bars or a roof rack

**Make the roof work**  
There's a lot of space on the top of your van, and a roof rack or bars will let you use it – and add even more roof accessories

BEST SELLER



## Fit a towbar

Whether for towing plant and equipment, exhibition trailers, vehicle carriers or anything else, a towbar gives you greater loading capability



BEST SELLER

### Towbar – fixed

A fixed towbar allows you to tow a trailer and increase how much you can transport. The towball is sold separately. You'll need 13-pin towing electrics and a towball. Only suitable for vehicles up to 3.5 tonnes



NEW

### Draw Pin Lever Tow Attachment

This allows you to tow commercial and agricultural apparatus with a bolt or jaw coupling. Maximum drawbar load 150kg, maximum trailer load 2,500kg.

# Towing

What do you do when there isn't enough room inside and your load won't go on the roof? Fit a towbar – then you can pull it behind you



### Towbar – four-bolt flange

Towbar for Crafter Chassis Cab CR46 and CR50.

Can't be used with a factory full-width step

### 13-pin towing electrics

Pre-assembled for fitting to a towing hitch and can be used with fixed and detachable towbars. Transporter and Caravelle towing electrics work with ESP and trailer stability assist to keep you safe on the road. NB: for full 13-pin functionality, use the additional wiring kit – see price list.

### Jaw, pin and ball

For use with two-bolt flange towbars. Compatible with new tow step (see bottom)




### Towball Combined Coupling

This removable hitch increases your Crafter's towing versatility. The 50mm towball has an upper security hook to prevent the unintentional loss of the trailer. It also allows you to tow trailers with an eye-type coupling (50mm internal diameter).

### Tow step

Towbar in a step framework and finished in yellow for high visibility when near the rear of the vehicle. Comes with cover if specified with ball coupling (ball sold separately). Maximum towball load 150kg.



NEW

# Technology

Your Crafter is your office on wheels, and with these great high-tech gadgets you can make and take calls safely, and navigate and be entertained, too



## NSV Bluetooth kit

This attractive Bluetooth kit can be seamlessly integrated into your van's cab. It looks factory fitted, and it has an impressive range of features:

- Single push-button for answering and ending calls quickly and easily
- Automatically mutes your van's audio system when you're on a call
- Last-number redial
- Voice-activated dialling
- Automatically pairs your van and your phone when you turn the ignition
- Recognises up to five phones
- Directional microphone
- Compatible phones can play music wirelessly through your van's speakers



## Kenwood CD/Digital Radio

This DAB radio system has a clever chip that eliminates breaks and distortion in reception. You can hook up your iPod to the system, too, and search by playlist, genre, artist and album.



## Bluetooth® Touch Phone kit

Control your phone by voice or the 2.8-inch colour touchscreen, and have your texts and emails read out to you. The Bluetooth® Touch Phone kit uses your van's audio system, so you can also listen to any music stored on your mobile. The radio/music is automatically turned down when you use your phone.



## AUX-in adaptor

This adaptor will connect your MP3 player to your radio/satellite navigation system. Works with the RCD 2001 radio, RCD 4001 radio, RNS 4001 navigation system, and RNS 5001 navigation system.

# Protection & van care

Hard-working vans can take a beating. These accessories help keep your vehicle looking good



## Front and rear mudflaps

Help protect your vehicle from whatever the road throws up. Our mudflaps are available in pairs, so you can add them to only the front or rear – or fit them all round.



## Headlight protectors

Each pair comes with two sets of adhesive decals that convert your headlight beams for driving on the Continent.

For guidance on the legislation covering driving abroad, please refer to the AA website: [www.theaa.com/motoring\\_advice/overseas](http://www.theaa.com/motoring_advice/overseas)

## Why not add...



## Winter Van Care kit

See page 22 of the price list

Protect your vehicle from harsh conditions. Contains high-quality winter-proof screenwash, de-icer, rubbercare stick and ice scraper.

## Van Cleaning kit

See page 22 of the price list

Everything you need to keep your van spotless – inside and out. Includes: wheel-rim cleaner, wheel brush, eight moist gloves for the windscreen, eight moist gloves for the cabin, insect remover, sponge and microfibre cloth.





**BEST SELLER**

### Front rubber mats

Protect the floor of your van up front with these durable rubber mats. Fixings are included.

## Why not add...

### Interior trim cleaner

See page 22 of the price list



Part of the extensive range of care products – which all come with Volkswagen proven quality. This interior trim cleaner refreshes colour on the dashboard, gearstick, consoles, interior trims. It's anti-static, and leaves a silk matt finish that looks almost as good as new.

### Leather treatment set

See page 22 of the price list

Practical leather set that includes a leather soft cleaning agent and a leather sealant. All smooth leather surfaces can be cleaned without problem, while the sealant protects the leather against wear and dirt. Contains 150ml leather sealant, 125 ml leather soft clean with foam dispenser, and care cloth.



### Front carpet mats

High-grade carpet mats styled to fit the Crafter. Available for the left side, centre and right side.



### Full load rigid loadliner

This anti-slip loadliner makes the floor of your vehicle safer and protects it from damage and dirt.

Not suitable for vehicles with plying



### Waterproof seat covers

Protect your seats from wet and dirt with these removable waterproof seat covers. They're machine-washable, too, so you can keep them looking good.


No longer includes headrest covers for model year 2012 onwards

Give it a long-lasting shine

### Autoglym LifeShine

A series of treatments is applied by your Volkswagen Van Centre: paintwork gets a protective coating to enhance the shine and maximise resistance to the elements; a durable waterproof coating is applied to upholstery and carpets to seal out moisture and resist staining; the outside of the side and rear windows gets an easy-to-clean coating so water runs off easily. You get a complimentary care kit, too (below).

Comes with a comprehensive lifetime warranty subject to reasonable ongoing care



**BEST SELLER**



### Plylining kits

- Premium-grade plywood: 9mm for the floor, 6mm for the sides
- All materials from accredited Timber Trade Federation suppliers
- Kits machine cut for an accurate fit
- Sealed joints stop liquid, dust and dirt seeping through or collecting

Image for illustration purposes only

## Top tips

**Give it a rinse**  
Rinse off loose dirt with a quick hose-down, then it won't scratch the paint as you wash it.

**Clean from the top**  
Wash in 'layers' – from roof to waistline, waistline to bumper strips, and then to the sills. This lets water flow down, removing dirt as it goes, and stops you rubbing dirt back up the vehicle.

**Shampoo and sponge**  
Use a good shampoo, such as Volkswagen's wash and wax. Apply it with a clean sponge (included in our valet pack).

**Rinse and chamois**  
When you have finished cleaning, hose the van down and dry with a chamois leather (also included in our valet pack).

**Wax for a fine finish**  
For a real sparkle, apply a wax polish. This will protect it, make it easier to wash next time and add a terrific shine.

# Safety

You'll add even more load-lugging capability to your Crafter with Volkswagen's preferred partner **Sortimo**



### Sortimo lashing strap with clamp lock

These Sortimo tie-down belts come with integrated lashing eyes that lock into the load-lashing rails or the single lashing point. The clamp lock is then used to secure the load.



### Sortimo lashing strap with ratchet

These Sortimo tie-down belts come with integrated lashing eyes that lock into the load-lashing rails or the single lashing point. The ratchet is then used to secure the load.



### Sortimo square-mount pack

Designed to fix a pallet or similar load to reduce the risk of cargo moving around the load area. Easily secured to the floor or side load-lashing rails. Two mounts per pack.



### Sortimo lashing eye

The lashing eye can be used as shown, slotted and locked into a load-lashing rail, or with a single lashing point.



### Sortimo load-securing net

The length of the luggage net can be adjusted using the clamp locks, and the load is secured using the ratchet. You can fix to load-lashing rails using four lashing eyes (as shown) or the rings provided as standard.



### Sortimo single-lashing-point pack

The fitting point attaches to the cargo bars so you can attach lashing straps securely. Two fitting points per pack. You'll need cargo bars

Think secure, stay secure. →



### Sortimo aluminium cargo bars

Keep your cargo secure with these (horizontal) cargo bars. Available for vans with a standard roof, high roof and crossbars. Two bars per pack. You'll need load-lashing rails in the floor, roof and side of your van



### Sortimo load-lashing rails for roof pack

These (vertical) rails attach to the crossbeams in the roof of your van. Used with the floor rails, they'll let you place a cargo bar in almost any position. One rail per pack.

### Safety kit

Gives you peace of mind in any roadside emergency. Includes a first aid kit, warning triangle on metal stand, and a lightweight fluorescent orange safety vest so you stay seen.



### Reversing camera

This provides greater safety when reversing and makes parking easier. The lens is fitted centrally above the rear doors and images are shown on the screen mounted on the dash.



### Reversing-aid kit

Includes four sensors that can be painted to match your van's paintwork. Not suitable for vehicles with fixed flanged towbars

### ALSO AVAILABLE

#### Front parking-aid kit

With sensors that can be painted to match your van's paintwork.

## Top tips

**Get an alarm**  
Alarm noise alone may be enough to scare off a thief, and prevent a more costly break-in.

**Lock your doors**  
Even if you're only away from your vehicle for a minute, locked doors will deter thieves waiting for a quick, easy target.

**Keep it tidy**  
Seemingly trivial items can still be bait. Stow gadgets and accessories out of sight, or take them with you. And thieves know to look in the glove-box.

**Load out of sight**  
Try and load your van in a secure location. Thieves can linger in public areas, for an easy swipe and run.

**Park for visibility**  
Use well-lit areas. Avoid vehicles or foliage that a thief could use for cover. Columns or walls can limit access to doors.

See something you like?  
Find it in Accessories  
Prices – or for more information, call your local Van Centre

**0800 717131**

[www.volkswagen-vans.co.uk](http://www.volkswagen-vans.co.uk)





# Merchandise

With these accessories, Volkswagen's original vehicle can be honed into your perfect workmate

## For the collector

This 1:43 miniature of the new California camper has chrome details. Our smaller 1:87 models include a modern Transporter, a T2 Pickup, and a T3 Joker.

See price list for available models and colours



## For the driver

Smarten up your windscreen with a colourful tax-disc holder (complete with Volkswagen logo and icons), and keep your keys together with a Volkswagen keyring. Tidy up your CDs too, with our leather CD wallet.



## For the kids

Our racy Herbie UFO Sledge makes for fast fun in the snow, and the Evolution of Van jigsaw slowly reveals the big picture. Our cuddly toys, like Danny in a hoody (right), are so soft and huggable that kids of all ages will pick them up and not want to put them down.



## For the style conscious

Our selection of T-shirts and hoodies reflects the everlasting cool of the Volkswagen camper.

See price list for available sizes and colours

I may not always love you  
But long as there are stars above you  
You never need to doubt it  
I'll make you so sure about it

God only knows what I'd be without you

If you should ever leave me  
Though life would still go on believe me  
The world could show nothing to me  
So what good would living do me

God only knows what I'd be without you

This T-shirt  
LIMITED  
EDITION  
100 only



NEW

### For the thirsty

Look cool while quenching your thirst – at home or work with our retro T1, T2 and T3 mugs, or on the move with the Thermo mug and Let's Go to Work flask. For hi-tech fun, try our Evolution of Van heat-sensitive mug. When your hot drink warms it up, a fantastic image appears – the evolution of the famous Volkswagen van from T1 to T5.



### For the camper fan

Our Camper van tent stands out wherever you pitch up. Contact your local Van Centre for available colours. There are brollies, bags and torches, too.



NEW



BEST SELLER

### For the professional

Look the business with our stylish tie, and add elegance with silver cufflinks. For good-looking functionality, get our chronograph, credit-card holder and Slimline Volkswagen pen.



### For the little saver

BEST SELLER

Save money in style with our Splitter-style money boxes with surfboards on the roof. Or would your pennies prefer a T1 pick-up? See price list for available colours



# Six more good reasons to buy a Volkswagen...

## 1 Dedicated Van Centre network

Our network is spread throughout the UK and forms the backbone of everything we do for you. Week in, week out, our Van Centres provide vital technical support and practical back-up for everything relating to Volkswagen Commercial Vehicles. This vast reservoir of know-how and array of technical ability are always on hand when you need them.

We're constantly improving and extending our range of services and improving opening hours to meet your needs. After all, you want your vehicle serviced at the most convenient time, and we understand that downtime equals lost income.



## 2 Volkswagen Roadside Assistance

Every new Volkswagen comes with a comprehensive, unlimited-mileage recovery and assistance package that's available across the UK and most of Europe for a full three years – and it operates 24 hours a day, 365 days a year. Fully trained technicians will diagnose and repair most problems at the roadside, using Volkswagen equipment and parts. For more information, ask your nearest Van Centre for a Volkswagen Roadside Assistance handbook.

## 3 We can help with vehicle finance

Volkswagen Commercial Vehicle Finance offers a dedicated service to meet the needs of both the business user and private motorist. Your local Van Centre can

help you choose the right type of finance package to meet your specific requirements. Please ask for details.<sup>1</sup>

## 4 Volkswagen servicing

Volkswagen Commercial Vehicles use a LongLife service regime with no set intervals between services.

### Service intervals for diesel engines

The intervals between services will vary depending on how you drive your vehicle and the conditions of use. There are, however, maximum time and distance parameters set, and if the service light hasn't already come on it will do so when either the maximum mileage or time limit has been reached.



The maximum mileage/time parameters vary by model. For more detailed information on LongLife Service regimes and their suitability for your requirements, please contact your local Van Centre.

If you'd like a more traditional service regime, your vehicle can be adapted by your Volkswagen Van Centre or Authorised Repairer to the Time/Distance regime. This can be done when you buy the vehicle or when an inspection service is carried out.

### High quality parts

When you fit replacement parts to your vehicle, you need to know they'll stand the test of time. Volkswagen Quality Parts® are constructed to the highest standards and are cheaper than you may think.



## 5 Vehicle insurance gets you covered

We want you to start enjoying your new van from day one – and you can, thanks to the complimentary seven-day cover from Volkswagen Commercial Vehicle Insurance. Call free on 0800 316 7896 (lines are open Monday to Friday 8am-9pm, Saturday 9am-5pm), provide a few details, and a cover note will be sent to your Van Centre. They will tax your vehicle and you can drive it away.

Visit [www.insurewithwvcv.co.uk](http://www.insurewithwvcv.co.uk) to see all our insurance products, get a



quote or buy online. All our insurance products are designed to ease the pain of making a claim.

## 6 Warranties for peace of mind

It's great to know that if the worst happens (and that's pretty rare), it'll get sorted without a fuss.<sup>2</sup>

### Three-year warranty

All Volkswagen Crafter vans come with a three-year unlimited-mileage warranty, which protects your vehicle against the failure of most mechanical and electrical components due to manufacturing defects.

This 36 months consists of a two-year manufacturer's warranty with unlimited mileage plus a further one-year unlimited mileage Van Centre warranty.

All other Volkswagen Commercial Vehicles come with a three-year / 100,000 miles warranty. This consists of a two-year manufacturer's warranty with unlimited mileage plus a further one-year/100,000 miles (whichever is soonest) Van Centre warranty.

Should the mileage exceed 100,000 within the first two years, the manufacturer's two-year warranty will still be valid. If you want additional cover for subsequent years or higher mileage, you can buy it from an authorised Volkswagen Van Centre or Van Service Centre. However, you would have to buy this additional warranty before your van reaches 100,000 miles.

### Accessories warranty

At Volkswagen Commercial Vehicles, we take just as much pride in our accessories range as we do in our vehicles. They are developed and tested to ensure they're fit for purpose and meet the standards you would expect of a Volkswagen accessory. As a result, we're pleased to offer a two-year warranty on all our accessories.<sup>3</sup>

In addition, if you order your accessories at the same time as you order your new vehicle, we will increase this to a three-year warranty in line with your vehicle warranty.

Volkswagen Commercial Vehicle Insurance is a trading name of Volkswagen Insurance Service (Great Britain) Limited, an appointed representative of Volkswagen Financial Services (UK) Limited, Brunswick Court, Yeomans Drive, Blakelands, Milton Keynes MK14 5LR. Registered in England number 2835230. Volkswagen Commercial Vehicle Insurance is sold, underwritten and administered by Allianz Insurance plc registered in England number 84638. Registered office 57 Ladymead, Guildford, Surrey GU1 1DB. Volkswagen Financial Services (UK) Limited and Allianz Insurance plc are authorised and regulated by the Financial Services Authority. Volkswagen Financial Services (UK) Limited and Allianz Insurance plc are not part of the same corporate group

# ...and two more ways you can drive one

## 1 Used vans that are Volkswagen assured

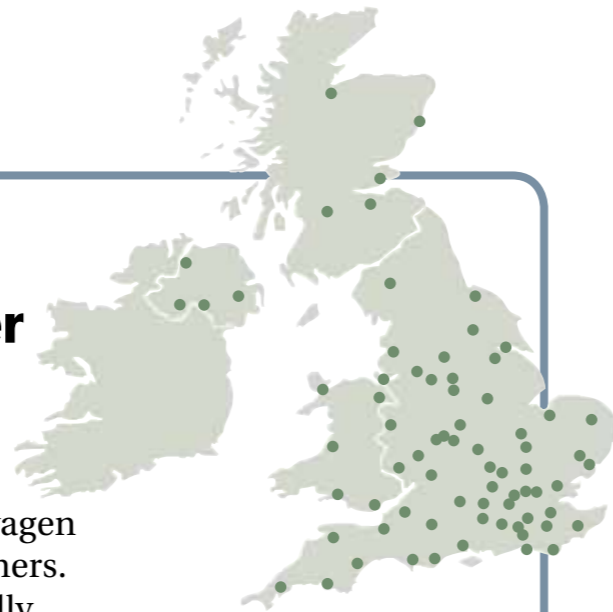
An increasing number of Volkswagen Van Centres are able to offer total peace of mind when you purchase a used van. You can rest easy, confident that every Volkswagen Assured Used Commercial Vehicle has been subjected to a comprehensive range of specialist checks to make them as safe a choice as a new Volkswagen van.

## 2 Volkswagen Van Rental

Many Volkswagen Van Centres offer a cost-effective van rental service. It comes with the assurance that every van is late model, low-mileage and presented in a high-quality condition that reflects your business operation. Long-term business rental is also available. For more information on Volkswagen Van Rental, call 0844 558 1588.

## Bringing it all together

Our network of Van Centres is the backbone of everything Volkswagen does for its customers. All staff are specially trained, which means you can benefit from know-how built up over 60 years of experience. Our network covers the whole country, and offers a wide range of products and services.



If you want advice or more information, call your nearest Van Centre on **0800 717131**


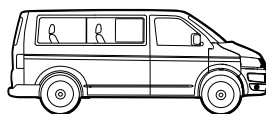
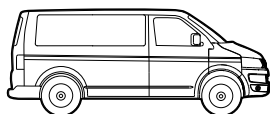

### The small print and the footnotes

- 1 Volkswagen Commercial Vehicle Finance is a trading name of Volkswagen Financial Services (UK) Limited. Subject to status. Finance available to over 18s only.
- 2 Full details of Volkswagen warranties are available from your authorised Volkswagen Van Centre or Van Service Centre.
- 3 Unless otherwise stated. Some accessories come with a manufacturer warranty only.

Our quotations regarding product information, appearance, performance, dimension and weights in addition to illustrations and all information regarding fitting and technical data are based on characteristics of the UK market and correspond to knowledge available at the time of printing. We reserve the right to make changes to the product specification, design and colour without advance notification within the context of further development to our accessories. All pricing and product information is correct at the time of going to print.



Sign up for all the latest news,  
offers and competitions at  
[www.volkswagen-vans.co.uk/vanmail](http://www.volkswagen-vans.co.uk/vanmail)



**Issue: January 2012**

Printed in UK 752234

This Accessories brochure supersedes all previous publications

[www.volkswagen-vans.co.uk](http://www.volkswagen-vans.co.uk)