

VOLVO S40/V50

Vehicle Price List



**Vehicle Price List
MY12
Edition 5
January 10, 2012**

**Volvo Car UK Limited
www.volvocars.co.uk**

The Volvo S40 / V50 at a glance.

ES

The comprehensive standard specification includes ECC (Electronic Climate Control), 16" alloy wheels, DSTC (Dynamic Stability and Traction Control), passenger airbag cut-off switch, power windows, a leather steering wheel and gear knob, information centre, floor mats, a CD player and an aux. input for MP3 players.

SE Edition

The SE model brings added luxury; leather-faced upholstery, aluminium inlays, cruise control, Bluetooth® and an upgraded sound system are complemented by new 17" Spider alloy wheels and rear park assist.

SE LUX Edition

The most luxurious version of the Volvo S40 and V50 features an integrated satellite navigation (including two free of charge annual map updates), autofolding power door mirrors with ground lights, autodimming rear view mirror, rain sensor and 17" Spartacus alloy wheels.

R-DESIGN Edition

The striking exterior lines are enhanced with a full bodykit and 17" Cratus alloy wheels in addition to the striking LED day running lamps located in the lower bumper. The interior benefits from a unique centre console inlay as well as an upgraded sound system and Bluetooth®. The R-Design logo is featured on the front grille, sports steering wheel and unique leather/T-Tec upholstery.

DRIVE

DRIVE is a series of modifications, adjustments and enhancements designed to make it easy to reduce both your impact on the environment and your running costs. All S40/V50 DRIVE models come with Start/Stop technology and produce just 99g/km CO₂ - not only does this mean up to 74.3 mpg on the combined cycle, but there is no vehicle tax to pay.

Edition range

Edition models are packed with equipment designed to maximise your ownership experience. Externally, rear park assist helps you see whilst reversing and new LED day running lights help you be seen. Interiors benefit from a high performance sound audio system and Bluetooth®, and both SE and SE Lux models have leather-faced upholstery as standard. The SE Lux Edition is additionally fitted with an integrated satellite navigation system (including two free of charge annual map updates).



The Volvo S40 range.	Basic £	VAT @ 20% £	Rec. retail price £	On the road price £
ES				
DIESEL				
D2 (115hp) ES	£16,366.67	£3,273.33	£19,640.00	£20,245.00
DRIVE (115hp) ES Start/Stop	£16,783.33	£3,356.67	£20,140.00	£20,745.00
PETROL				
2.0 (145hp) ES	£14,437.50	£2,887.50	£17,325.00	£18,245.00
SE Edition				
DIESEL				
DRIVE (115hp) SE Edition Start/Stop	£18,033.33	£3,606.67	£21,640.00	£22,245.00
D3 (150hp) SE Edition	£18,866.67	£3,773.33	£22,640.00	£23,360.00
PETROL				
2.0 (145hp) SE Edition	£15,700.00	£3,140.00	£18,840.00	£19,760.00
SE LUX Edition				
DIESEL				
DRIVE (115hp) SE Lux Edition Start/Stop	£18,866.67	£3,773.33	£22,640.00	£23,245.00
D3 (150hp) SE Lux Edition	£19,700.00	£3,940.00	£23,640.00	£24,360.00
PETROL				
2.0 (145hp) SE Lux Edition	£16,533.33	£3,306.67	£19,840.00	£20,760.00
R-DESIGN Edition				
DIESEL				
D2 (115hp) R-Design Edition	£18,033.33	£3,606.67	£21,640.00	£22,245.00
D3 (150hp) R-Design Edition	£19,283.33	£3,856.67	£23,140.00	£23,860.00
PETROL				
2.0 (145hp) R-Design Edition	£16,116.67	£3,223.33	£19,340.00	£20,260.00
The Volvo V50 range.	Basic £	VAT @ 20% £	Rec. retail price £	On the road price £
ES				
DIESEL				
D2 (115hp) ES	£17,616.67	£3,523.33	£21,140.00	£21,745.00
DRIVE (115hp) ES Start/Stop	£18,033.33	£3,606.67	£21,640.00	£22,245.00
PETROL				
2.0 (145hp) ES	£15,687.50	£3,137.50	£18,825.00	£19,745.00
SE Edition				
DIESEL				
DRIVE (115hp) SE Edition Start/Stop	£19,283.33	£3,856.67	£23,140.00	£23,745.00
D3 (150hp) SE Edition	£20,191.67	£4,038.33	£24,230.00	£24,950.00
PETROL				
2.0 (145hp) SE Edition	£16,950.00	£3,390.00	£20,340.00	£21,260.00
SE LUX Edition				
DIESEL				
DRIVE (115hp) SE Lux Edition Start/Stop	£20,116.67	£4,023.33	£24,140.00	£24,745.00
D3 (150hp) SE Lux Edition	£21,025.00	£4,205.00	£25,230.00	£25,950.00
PETROL				
2.0 (145hp) SE Lux Edition	£17,783.33	£3,556.67	£21,340.00	£22,260.00
R-DESIGN Edition				
DIESEL				
D2 (115hp) R-Design Edition	£19,283.33	£3,856.67	£23,140.00	£23,745.00
D3 (150hp) R-Design Edition	£20,608.33	£4,121.67	£24,730.00	£25,450.00
PETROL				
2.0 (145hp) R-Design Edition	£17,366.67	£3,473.33	£20,840.00	£21,760.00

All 'On The Road' prices quoted in this price list include Volvo standard national delivery charge (inclusive of number plates and VAT at £550) and vehicle tax as of 1st April 2011 (as set by the government). This charge does not include any provision for fuel. The 'On The Road' price also includes a £55 vehicle first registration fee (as set by the government - excludes Channel Islands and Isle of Man). Recommended retail prices quoted do not include these additions.

Standard features. The right equipment.

It's essential that your Volvo comes equipped with everything you need. Below you'll find the standard equipment lists for each model variant and as you'd expect, there is an array of industry-leading, cutting-edge safety innovations.

SAFETY & SECURITY	ES	SE	SE LUX	R-DESIGN
Dual Stage Driver and Passenger Airbags	•	•	•	•
Passenger Airbag Cut Off Switch	•	•	•	•
SIPS (Side Impact Protection System)	•	•	•	•
SIPS Airbags	•	•	•	•
IC (Inflatable Curtains)	•	•	•	•
WHIPS (Whiplash Protection System) (Front Seats)	•	•	•	•
ABS (Anti-lock Brake System) with EBD (Electronic Brake Distribution) and EBA (Electronic Brake Assistance)	•	•	•	•
DSTC (Dynamic Stability and Traction Control)	•	•	•	•
5 Three Point Seat Belts	•	•	•	•
Seat Belt Pre-tensioners (Front and Outer Rear)	•	•	•	•
Head Restraints - All 5 Seats	•	•	•	•
ISOFIX Attachment (Rear Seats)	•	•	•	•
Anti-theft Alarm including Immobiliser and Level Sensor	•	•	•	•
Key Integrated Remote Control Central Locking including Fuel Flap with Deadlocking System	•	•	•	•
Auto Open/Close Power Windows (and Sunroof if ordered)	•	•	•	•
Tinted Windscreen	•	•	•	•
Load Cover and Load Protection Net (V50 Only)	•	•	•	•
Visible VIN Plate	•	•	•	•
Day Running Lights	•	•	•	•
LED Day Running Lights (located in Lower Bumper)	•	•	•	•
Headlight Levelling System	•	•	•	•
High Level LED Brake Light	•	•	•	•
Side Marker Illumination	•	•	•	•
Home Safe and Approach Lighting	•	•	•	•
IDIS (Intelligent Driver Information System)	•	•	•	•
Warning Triangle	•	•	•	•

EXTERIOR	ES	SE	SE LUX	R-DESIGN
16" Libra Alloy Wheels (Diamond Cut)	•			
- 205/55 R16 V Energy Saving Tyres (DRIVE only)	•			
16" Cordelia Alloy Wheels (Silver Stone) - 205/55 R16 W Tyres	•			
17" Spider Alloy Wheels (Diamond Cut) - 205/50 R17 W Tyres		•		
17" Spartacus Alloy Wheels (Silver Bright) - 205/50 R17 W Tyres			•	
17" Cratus Alloy Wheels (Silver Bright Matt) - 205/50 R17 W Tyres				•
Locking Wheel Nuts	•	•	•	•
Tyre Sealant Kit and Compressor	•	•	•	•
Power Adjustable and Heated Door Mirrors	•	•	•	•
Autofolding Power Door Mirrors with Ground Lights			•	
Colour Co-ordinated Door Mirrors	•	•	•	
Chrome Bootlid Handle		•	•	
R-DESIGN Silver Matt Door Mirrors				•
Speed Dependent Interval Wiper Function	•	•	•	•
R-DESIGN Front Grille with Logo				•
Rain Sensor - Automatic Windscreen Wiper Activation			•	
Roof Rails - Silver (V50 Only)	•	•	•	•
Comfort Chassis - 2.0P	•	•	•	•
Dynamic Chassis - D3	•	•	•	•
Lowered Chassis - DRIVE and D2	•	•	•	•
Rear Park Assist		•	•	•
Dual Visible Exhaust Pipes (D3 Only)	•	•	•	•
R-DESIGN Bodykit (Front and Rear Spoilers and Side Skirts)				•

Standard features. The right equipment.

INTERIOR	ES	SE	SE LUX	R-DESIGN
ECC (Electronic Climate Control) with Pollen Filter	•	•	•	•
Information Centre	•	•	•	•
Exterior Temperature Gauge	•	•	•	•
Cruise Control	•	•	•	•
Front and Rear Power Windows	•	•	•	•
Illuminated Driver and Passenger Vanity Mirrors	•	•	•	•
Front and Rear Reading Lights	•	•	•	•
Autodimming Rear View Mirror with Humidity Sensor (standard on DRIVE)	•	•	•	•
Front Centre Armrest	•	•	•	•
Rear Centre Armrest with Twin Cupholders and Storage	•	•	•	•
Front Storage Box with Removable Cupholders	•	•	•	•
12v Socket (Front and Rear)	•	•	•	•
Height Adjustable Passenger Seat with Lumbar Support	•	•	•	•
Forward Folding Front Passenger Seat	•	•	•	•
Asymmetric Split-folding Rear Seat (60%/40%)	•	•	•	•
High Luggage Floor (D3 only)	•	•	•	•
Leather Steering Wheel, Gear Knob and Handbrake Lever	•	•	•	•
R-DESIGN Leather Sports Steering Wheel with Aluminium Inserts and Logo	•	•	•	•
R-DESIGN Sports Gear Knob with Aluminium Inserts and Leather Handbrake Lever	•	•	•	•
Height and Reach Adjustable Steering Column	•	•	•	•
Steering Wheel Remote Audio Controls	•	•	•	•
Watch Dials	•	•	•	•
R-DESIGN Blue Instrument Dials	•	•	•	•
Bauxite Trim	•	•	•	•
Aluminium Trim	•	•	•	•
R-DESIGN Deco Aluminium Trim	•	•	•	•
Boda Textile Upholstery	•	•	•	•
Leather-faced Upholstery	•	•	•	•
R-DESIGN Leather/T-Tec Upholstery with Logo	•	•	•	•
Floor Mats	•	•	•	•
R-DESIGN Sports Floor Mats with Contrasting Piping	•	•	•	•
R-DESIGN Aluminium Sports Pedals	•	•	•	•
Performance Sound Audio System – 1 x CD/radio, 4 x 20W Amplifier and 6 Speakers	•	•	•	•
High Performance Sound Audio System – 1 x CD/radio, 4 x 40W Amplifier, USB and Aux. Input and 8 Speakers (MP3/WMA compatible)	•	•	•	•
Integrated Satellite Navigation System with RDS-TMC and Map Data on Hard Disk - includes 2 Free of Charge Annual Map Updates (i)	•	•	•	•
Bluetooth® Handsfree System	•	•	•	•
Aux. Input for MP3 Player	•	•	•	•

(i) Online registration required for map updates, see MapCare™ leaflet in owner handbook

Optional features. Your choice of equipment.

SAFETY & SECURITY	Basic £	VAT@ 20%* £	Rec. retail price £	ES	SE	SE LUX	R-DESIGN
BLIS (Blind Spot Information System)(i) See "SPECIAL OFFER"	£383.33	£76.67	£460.00	o	o	o	o
Infant Seat (for Child up to 1 Year/13kg)(iii)	£142.86	£7.14	£150.00	o	o	o	o
Infant Seat Mounting Kit (for Front or Rear Fitment with ISOFIX)(iii)	£119.05	£5.95	£125.00	o	o	o	o
Child Seat (from 9 Months to 6 Years/9-25kg)(iii)	£238.10	£11.90	£250.00	o	o	o	o
Child Seat, Booster Cushion/Backrest fully integrated (iii)	£119.05	£5.95	£125.00	o	o	o	o
Child Seat Booster Cushion with Separate Backrest (iii)	£119.05	£5.95	£125.00	o	o	o	o

"SPECIAL OFFER" - Purchase BLIS and receive a free Family Pack.

EXTERIOR	Basic £	VAT@ 20%* £	Rec. retail price £	ES	SE	SE LUX	R-DESIGN
Black Paint (Solid)	£229.17	£45.83	£275.00	o	o	o	n/a
Metallic Paint	£470.83	£94.17	£565.00	o	o	o	o
Inscription™ Paint	£662.50	£132.50	£795.00	o	o	o	o
16" Convectur Alloy Wheels (Silver Stone) - 205/55 R16 W Tyres (ii)	-	-	-	nco	nco	nco	n/a
16" Cordelia Alloy Wheels (Silver Stone) - 205/55 R16 W Tyres (ii)	-	-	-	•	nco	nco	n/a
17" Serapis Alloy Wheels (Silver Bright) - 205/50 R17 W Tyres	£450.00	£90.00	£540.00	o	nco	nco	n/a
17" Spider Alloy Wheels (Diamond Cut) - 205/50 R17 W Tyres	£450.00	£90.00	£540.00	o	•	nco	n/a
17" Zaurak Alloy Wheels (Diamond Cut/Dark Grey) - 205/50 R17 W Tyres	£450.00	£90.00	£540.00	o	nco	nco	n/a
17" Spartacus Alloy Wheels (Silver Bright) - 205/50 R17 W Tyres	£450.00	£90.00	£540.00	o	nco	•	n/a
18" Atreus Alloy Wheels (Diamond Cut/Dark Grey) - 215/45 R18 W Tyres (not DRIVE or D2)	£662.50	£132.50	£795.00	n/a	o	o	o
18" Midir Alloy Wheels (Diamond Cut/Light Grey) - 215/45 R18 W Tyres (not DRIVE or D2)	£662.50	£132.50	£795.00	n/a	o	o	o
Snow Chains for 16 and 17" Alloy Wheels (iii)	£166.67	£33.33	£200.00	o	o	o	o
Autofolding Power Door Mirrors with Ground Lights	£170.83	£34.17	£205.00	o	o	•	o
LED Day Running Lights (located in Lower Bumper)	£191.67	£38.33	£230.00	o	•	•	•
Load Carrier V50 (Square Profile)(ii)	£87.50	£17.50	£105.00	o	o	o	o
Load Carrier S40 (iii)	£150.00	£30.00	£180.00	o	o	o	o
Roof Box Weekender - 370 Litres (iii)	£162.50	£32.50	£195.00	o	o	o	o
Roof Mounted Aluminium Bike Carrier (iii)	£66.67	£13.33	£80.00	o	o	o	o
Detachable Towbar - 13 Pin with Adaptor (iii)	£529.17	£105.83	£635.00	o	o	o	o
Bicycle Holder for 3 Bikes (Towbar Mount)(iii)(iv)	£275.00	£55.00	£330.00	o	o	o	o
Front and Rear Mudflaps (iii)	£125.00	£25.00	£150.00	o	o	o	o
Rear Park Assist	£320.83	£64.17	£385.00	o	•	•	•

• = standard, o = optional, n/a = not available, nco = no cost option, u (£) = upgrade (price)

* VAT rate of 5% applies to child seats

(i) Must be ordered in conjunction with autofolding power door mirrors with ground lights.

(ii) If ordered with DRIVE model, energy saving tyres will be fitted.

(iii) Fully fitted accessory price; fitted post registration at retailer.

(iv) Extension for fourth bike available at extra cost.

Optional features. Your choice of equipment.

INTERIOR	Basic £	VAT@ 20% £	Rec. retail price £	ES	SE	SE LUX	R-DESIGN
Geartronic Automatic Transmission (D3 only)	£1,237.50	£247.50	£1,485.00	n/a	o	o	o
Keyless Drive	£300.00	£60.00	£360.00	o	o	o	o
Power Glass Tilt and Slide Sunroof	£508.33	£101.67	£610.00	o	o	o	o
Autodimming Rear View Mirror with Humidity Sensor (standard on DRIVE)	£170.83	£34.17	£205.00	n/a	o	•	o
Grocery Bag Holder	£70.83	£14.17	£85.00	o	o	o	o
S40 Luggage Compartment Mat, Reversible (Textile/Plastic)(iv)	£62.50	£12.50	£75.00	o	o	o	o
V50 Luggage Compartment Mat, Reversible (Textile/Plastic)(iv)	£79.17	£15.83	£95.00	o	o	o	o
Power Driver Seat with Memory for Seat	£483.33	£96.67	£580.00	o	o	o	o
Height Adjustable Passenger Seat with Lumbar Support	£91.67	£18.33	£110.00	o	o	•	o
Nordic Light Oak Trim	£225.00	£45.00	£270.00	n/a	o	o	n/a
Front and Rear Ashtray with Cigarette Lighter	£20.83	£4.17	£25.00	o	o	o	o
Leather-faced Upholstery	£1,066.67	£213.33	£1,280.00	o	•	•	n/a
High Performance Sound Audio System – 1 x CD/radio, 4 x 40W Amplifier, USB and Aux. Input and 8 Speakers (MP3/WMA compatible)	£341.67	£68.33	£410.00	o	•	•	•
Premium Sound Audio System – with Dolby Pro Logic II Surround Sound, 5 x 130W Amplifier, USB and Aux. Input, 1 x CD and 12 Speakers (MP3/WMA compatible)	£854.17	£170.83	£1,025.00	o	u (£615)	u (£615)	u (£615)
Steering Wheel Remote Audio Controls	£70.83	£14.17	£85.00	o	•	•	•
Portable Satellite Navigation System including TMC fitted to the A-Pillar (iv)	£445.83	£89.17	£535.00	o	o	n/a	o
Bluetooth® Handsfree System (ii)	£229.17	£45.83	£275.00	o	•	•	•
Volvo On Call (i)(iii)	£266.67	£53.33	£320.00	o	o	o	o

SPECIAL VALUE PACKS	Basic £	VAT@ 20% £	Rec. retail price £	ES	SE	SE LUX	R-DESIGN
WINTER PACK							
Heated Front Seats and Headlight Cleaning System	£320.83	£64.17	£385.00	o	o	o	o
WINTER PACK with ACTIVE BENDING LIGHTS							
Heated Front Seats, Headlight Cleaning System and Active Bending Xenon Lights	£854.17	£170.83	£1,025.00	o	o	o	o
FAMILY PACK S40							
Integrated Booster Cushions x 2, Power Child Locks and Sun Curtain (Rear Shelf, Manual). See "SPECIAL OFFER"	£254.17	£50.83	£305.00	o	o	o	o
FAMILY PACK V50							
Integrated Booster Cushions x 2 and Power Child Locks. See "SPECIAL OFFER"	£208.33	£41.67	£250.00	o	o	o	o
R-DESIGN CONVENIENCE PACK							
Autodimming Rear View Mirror with Humidity Sensor, Autofolding Power Door Mirrors with Ground Lights, Rain Sensor, Rear Armrest with Cupholders and Height Adjustable Passenger Seat with Lumbar Support	£470.83	£94.17	£565.00	n/a	n/a	n/a	o

"SPECIAL OFFER" - Purchase BLIS and receive a free Family Pack.

• = standard, o = optional, n/a = not available, nco = no cost option, u (£) = upgrade (price)

(i) Must be ordered in conjunction with high performance or premium sound audio systems.

(ii) Bluetooth® handsfree system must be ordered in conjunction with steering wheel remote audio controls on ES. Aux. input is removed when Bluetooth® handsfree system is ordered in conjunction with performance sound audio system. For details of compatibility, please go to: www.volvocars.com/Bluetooth

(iii) Volvo On Call includes 2 years full subscription to the safety and security package.

(iv) Fully fitted accessory price; fitted post registration at retailer.

Technical specifications. In fine detail.

The nuts and bolts of your Volvo S40. Whatever you need to know about your new car – whether that's fuel consumption, CO₂ emissions, top speed or boot space – you'll find it here.

ENGINE	2.0		D2		DRIVE		D3	
	Man	Man	Man	Man	Manual	Auto	Manual	Auto
Configuration/Cylinders	Transverse – 16 valve, 4 cylinder		Transverse – 8 valve, 4 cylinder		Transverse – 8 valve, 4 cylinder		Transverse – 20 valve, 5 cylinder	
Engine capacity, cc	1999		1560		1560		1984	
Max. output ECE, hp/kw/rpm	145/107/6000		115/84/3600		115/84/3600		150/110/3500	
Max. torque ECE, Nm/rpm	185/4500		270/1750-2500		270/1750-2500		350/1500-2750	
Transmission	5 speed		6 speed		6 speed		6 speed	
Fuel	95 RON Unleaded		Diesel (v)		Diesel (v)		Diesel (v)	
Fuel system	Multipoint fuel injection		Common rail direct injection		Common rail direct injection		Common rail direct injection	
Fuel tank volume, litres (gallons)	55 (12.1)		52 (11.4)		52 (11.4)		60 (13.2)	

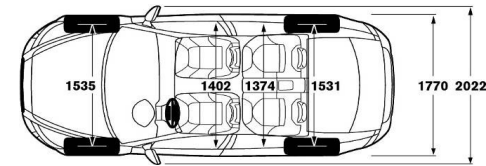
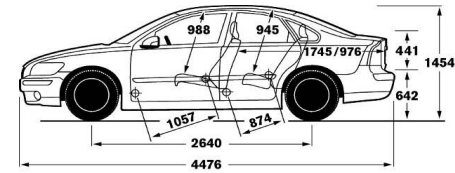
PERFORMANCE	2.0		D2		DRIVE		D3	
	Man	Man	Man	Man	Manual	Auto	Manual	Auto
Top speed, mph	130		121		121		130	
Acceleration 0-60 mph, sec	8.9		10.8		10.8		8.9	
0-62 mph (0-100 km/h), sec	9.5		11.4		11.4		9.5	
Drag co-efficient	0.31		0.31		0.31		0.31	

FUEL CONSUMPTION (ii)(iii)	2.0		D2		DRIVE		D3	
	Man	Man	Man	Man	Manual	Auto	Manual	Auto
Mpg / l/100 km								
Urban	26.2/10.8		54.3/5.2		61.4/4.6		40.4/7.0	
Extra Urban	49.6/5.7		74.3/3.8		85.6/3.3		70.6/4.0	
Combined	37.2/7.6		65.7/4.3		74.3/3.8		55.4/5.1	

EMISSIONS	2.0		D2		DRIVE		D3	
	Man	Man	Man	Man	Manual	Auto	Manual	Auto
CO ₂ , g/km	176		114		99		134	
Vehicle Tax Band	I		C		A		E	
First Year Vehicle Tax	£315		£0		£0		£115	
Subsequent Years' Vehicle Tax	£210		£30		£0		£115	
Emission Level	Euro V		Euro V		Euro V		Euro V	

WEIGHTS	2.0		D2		DRIVE		D3	
	Man	Man	Man	Man	Manual	Auto	Manual	Auto
Min. kerb weight, kg (actual kerb weight dependent on spec.)	1377		1376		1391		1504	
Max. possible towing weight braked, kg	1350		1300		1300		1500	
Max. towing weight unbraked (approx.), kg (iv)	650		650		650		700	
Max. towball weight, kg	75		75		75		75	
Max. total weight, kg	1850		1880		1880		2020	
Max. roof load, kg	75		75		75		75	
Max. payload, kg (dependent on spec.)	473		504		489		516	

INSURANCE RATINGS	Insurance ratings may vary depending on model line and specification. For details, please refer to http://www.thatcham.org/abigrouprating
-------------------	--



LUGGAGE COMPARTMENT	
Volume - rear seats up, litres (D3 and D4)	404 (325)
Volume - rear seats down, litres (D3 and D4)	883 (804)

- (i) For best performance and lowest fuel consumption 98 RON is recommended, 95 RON can be used for normal driving.
- (ii) The results do not express or imply any guarantee of the fuel consumption of a particular car.
- (iii) Official fuel consumption figures are obtained in accordance with Directive 93/116/EC as amended by 1999/100/EC. The figures are obtained under controlled test conditions and as such consumption achieved on the road will not necessarily accord with the official test results. Factors including driving styles and road, car and weather conditions will also have a bearing on actual fuel consumption achieved.
- (iv) Unbraked towing weight must not exceed 50% of kerb weight up to a maximum of 750 kg.
- (v) All diesel models are fitted with a particulate filter.

Notes
The weight of the vehicle will influence the level of CO₂ emitted and as a result, vehicles with higher levels of specification and factory fit options may emit higher levels of CO₂. However, vehicle tax is paid according to the weight and CO₂ emissions of the standard vehicle, as published in this price list. A weighbridge must be used to determine specific weights. Data valid for manual transmission unless specified.
Auto = Geartronic Automatic Transmission
The maximum power output figures are quoted in hp.
Some of the information in this price list may not be correct due to product changes which may have occurred since it was printed. Some of the equipment described or shown may now be available only at extra cost. Before ordering, please ask your Volvo dealer for the latest information. The manufacturer reserves the right to make changes at any time, without notice, to prices, colour, materials, specifications and models. Volvo Car UK Limited, Globe Park, Marlow, Buckinghamshire, SL7 1YQ.

Technical specifications. In fine detail.

The nuts and bolts of your Volvo V50. Whatever you need to know about your new car – whether that's fuel consumption, CO₂ emissions, top speed or boot space – you'll find it here.

ENGINE	2.0		D2		DRIVE		D3	
	Man	Man	Man	Man	Manual	Auto	Manual	Auto
Configuration/Cylinders	Transverse – 16 valve, 4 cylinder		Transverse – 8 valve, 4 cylinder		Transverse – 8 valve, 4 cylinder		Transverse – 20 valve, 5 cylinder	
Engine capacity, cc	1999		1560		1560		1984	
Max. output ECE, hp/kw/rpm	145/107/6000		115/84/3600		115/84/3600		150/110/3500	
Max. torque ECE, Nm/rpm	185/4500		270/1750-2500		270/1750-2500		350/1500-2750	
Transmission	5 speed		6 speed		6 speed		6 speed	
Fuel	95 RON Unleaded		Diesel (v)		Diesel (v)		Diesel (v)	
Fuel system	Multipoint fuel injection		Common rail direct injection		Common rail direct injection		Common rail direct injection	
Fuel tank volume, litres (gallons)	55 (12.1)		52 (11.4)		52 (11.4)		60 (13.2)	

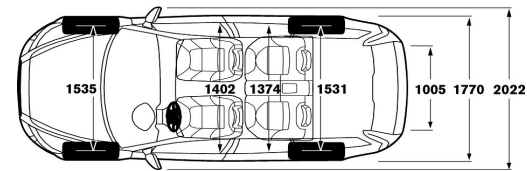
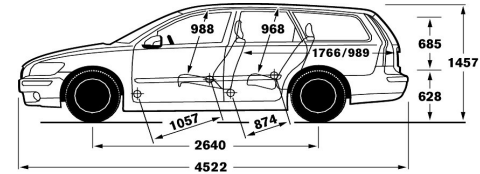
PERFORMANCE	2.0		D2		DRIVE		D3	
	Man	Man	Man	Man	Manual	Auto	Manual	Auto
Top speed, mph	130		121		121		130	
Acceleration 0-60 mph, sec	9.0		10.9		10.9		9.0	
0-62 mph (0-100 km/h), sec	9.6		11.5		11.5		9.6	
Drag co-efficient	0.31		0.31		0.31		0.31	

FUEL CONSUMPTION (ii)(iii) Mpg / l/100 km	2.0		D2		DRIVE		D3	
	Man	Man	Man	Man	Manual	Auto	Manual	Auto
Urban	26.2/10.8		54.3/5.2		65.7/4.3		40.4/7.0	
Extra Urban	49.6/5.7		74.3/3.8		80.7/3.5		70.6/4.0	
Combined	37.2/7.6		65.7/4.3		74.3/3.8		55.4/5.1	

EMISSIONS	2.0		D2		DRIVE		D3	
	Man	Man	Man	Man	Manual	Auto	Manual	Auto
CO ₂ , g/km	176		114		99		134	
Vehicle Tax Band	I		C		A		E	
First Year Vehicle Tax	£315		£0		£0		£115	
Subsequent Years' Vehicle Tax	£210		£30		£0		£115	
Emission Level	Euro V		Euro V		Euro V		Euro V	

WEIGHTS	2.0		D2		DRIVE		D3	
	Man	Man	Man	Man	Manual	Auto	Manual	Auto
Min. kerb weight, kg (actual kerb weight dependent on spec.)	1400		1400		1413		1521	
Max. possible towing weight braked, kg	1350		1300		1300		1500	
Max. towing weight unbraked (approx.), kg (iv)	700		700		700		700	
Max. towball weight, kg	75		75		75		75	
Max. total weight, kg	1890		1900		1900		2020	
Max. roof load, kg	75		75		75		75	
Max. payload, kg (dependent on spec.)	490		500		487		499	

INSURANCE RATINGS Insurance ratings may vary depending on model line and specification. For details, please refer to <http://www.thatcham.org/abigrouprating>



LUGGAGE COMPARTMENT	
Volume - rear seats up, litres	417
Volume - rear seats down, litres	717
Volume - rear seats down, to roof, litres	1307

- (i) For best performance and lowest fuel consumption 98 RON is recommended, 95 RON can be used for normal driving.
- (ii) The results do not express or imply any guarantee of the fuel consumption of a particular car.
- (iii) Official fuel consumption figures are obtained in accordance with Directive 93/116/EC as amended by 1999/100/EC. The figures are obtained under controlled test conditions and as such consumption achieved on the road will not necessarily accord with the official test results. Factors including driving styles and road, car and weather conditions will also have a bearing on actual fuel consumption achieved.
- (iv) Unbraked towing weight must not exceed 50% of kerb weight up to a maximum of 750 kg.
- (v) All diesel models are fitted with a particulate filter.

Notes
The weight of the vehicle will influence the level of CO₂ emitted and as a result, vehicles with higher levels of specification and factory fit options may emit higher levels of CO₂. However, vehicle tax is paid according to the weight and CO₂ emissions of the standard vehicle, as published in this price list.
A weighbridge must be used to determine specific weights. Data valid for manual transmission unless specified.

Auto = Geartronic Automatic Transmission
The maximum power output figures are quoted in hp.

Some of the information in this price list may not be correct due to product changes which may have occurred since it was printed. Some of the equipment described or shown may now be available only at extra cost. Before ordering, please ask your Volvo dealer for the latest information. The manufacturer reserves the right to make changes at any time, without notice, to prices, colour, materials, specifications and models. Volvo Car UK Limited, Globe Park, Marlow, Buckinghamshire, SL7 1YQ.