



PEUGEOT 508 Saloon and SW



PRICES, EQUIPMENT AND
TECHNICAL SPECIFICATIONS

February 2013 Version 20

1. SPECIFICATION OVERVIEW

GT 4 doors saloon & 5 doors SW

ALLURE +

In-car entertainment / communication
 - Peugeot Connect Navigation (RT6) with Bluetooth (in place of RD5)
 - Colour Head Up Display

Exterior features
 - 18" 'Electra' Alloy Wheels

Seating
 - Nappa Leather Trim

Exterior lighting and visibility
 - Xenon Directional Headlamps with Peugeot Smartbeam Assistance and Headlamp Washers
 - LED Daytime Running Lights

Safety and security
 - Peugeot Connect SOS and Assistance



ALLURE 4 doors saloon & 5 doors SW 508 Saloon Diesel HYbrid4

ACTIVE +

Comfort and convenience
 - Rear Parking Aid
 - Peugeot Open and Go System (Keyless Entry with Start/Stop Button)
 - Automatic Electric Parking Brake with Hill Assist
 - Electric Folding Door Mirrors

In-car entertainment / communication
 - Peugeot Connect Navigation (RT6) with Bluetooth (in place of RD5)

Seating
 - Electrically Adjustable and Heated Front Seats
 - Marston Tramontane Half Leather Trim

Exterior features
 - 18" 'Naos' Alloy Wheels



ACTIVE 4 doors saloon & 5 doors SW


ACCESS +

Exterior lighting and visibility
 - Automatic Headlamps and Wipers
 - Electrochrome Rearview Mirror

In-car entertainment / communication
 - Peugeot Connect Sound (RD5) Radio/CD player
 - Peugeot Connect USB Box with Bluetooth

Exterior features
 - 17" 'Rana' Alloy Wheels
 - Panoramic glass roof (SW only)

Seating
 - Manual Seat Controls with Electric Lumbar Support



SR 4 doors saloon & 5 doors SW

ACCESS +

Comfort and convenience
 - Cruise Control with Speed Limiter
 - Leather steering wheel

In-car entertainment / communication
 - Peugeot Connect Navigation (RT6) with Bluetooth (in place of RD5)

Exterior features
 - 16" 'Altair' Alloy Wheels

Heating and ventilation
 - Automatic Bizona Air Conditioning

Safety and security
 - Peugeot Connect SOS and Assistance



ACCESS 4 doors saloon & 5 doors SW

Comfort and convenience
 - Electric Windows (front and rear)

Exterior features
 - 16" Steel Wheels with 'Mira' Trims

Heating and ventilation
 - Manual Air Conditioning

In-car entertainment
 - Peugeot Connect Sound (RD5) Radio/CD player
 - Peugeot Connect USB Box

Seating
 - Dara Tramontane Cloth Trim
 - Manual Seat Controls

Safety and security
 - Anti-Lock Braking (ABS), Electronic Brake Force Distribution (EBFD), Emergency Braking Assistance (EBA)
 - Curtain Airbags for Front and Rear Windows
 - Driver and Front Passenger Front and Side Airbags
 - Ultrasonic Alarm
 - Electronic Stability Programme and Traction Control (ESP and ASR), Dynamic Stability Control (CBC)
 - Remote Control Central Locking with Deadlocks

Exterior lighting and visibility
 - New Efficiency Optic Halogen Headlamps
 - Daytime Running Lights

2. MANUFACTURER'S RECOMMENDED PRICES - 508 Saloon

February 2013 Version 20

	ENGINE	BHP	VERSION TITRE CODE	CO2 g/km	BASIC MRRP (£)	VAT (£)	TOTAL MRRP (£)	ON THE ROAD MRRP (£)*
ACCESS	1.6 VTi with Electronically Controlled Manual Gearbox (EGC)	120	1PW2 A4 FCAR 70 A0B4	144	14,832.50	2,966.50	17,799.00	18,650.00
	1.6 e-HDi micro-hybrid Stop and Start System with Electronically Controlled Manual Gearbox (EGC)	115	1PW2 A4 FBMS 70 A0B6	104	15,778.33	3,155.67	18,934.00	19,650.00
SR	1.6 VTi with Electronically Controlled Manual Gearbox (EGC)	120	1PW2 A4 FCAR 70 BUB4	144	16,415.83	3,283.17	19,699.00	20,550.00
	1.6 THP Manual	156	1PW2 A4 FCC6 70 BUB4	144	17,082.50	3,416.50	20,499.00	21,350.00
	1.6 HDi FAP Manual	115	1PW2 A4 FBMS 70 BUB6	114	16,695.00	3,339.00	20,034.00	20,750.00
	1.6 e-HDi micro-hybrid Stop and Start System with Electronically Controlled Manual Gearbox (EGC)	115	1PW2 A4 FBMS 70 BUB6	104	17,361.67	3,472.33	20,834.00	21,550.00
	2.0 HDi FAP Manual	140	1PW2 A4 F9Q6 70 BUB4	119	17,278.33	3,455.67	20,734.00	21,450.00
	2.0 HDi FAP Automatic	163	1PW2 A4 FBBM 70 BUB4	149	18,749.17	3,749.83	22,499.00	23,350.00
ACTIVE	1.6 THP Manual	156	1PW2 A4 LCC6 70 A0B4	144	17,082.50	3,416.50	20,499.00	21,350.00
	1.6 HDi FAP Manual	115	1PW2 A4 LBM5 70 A0B6	119	16,695.00	3,339.00	20,034.00	20,750.00
	1.6 e-HDi micro-hybrid Stop and Start System with Electronically Controlled Manual Gearbox (EGC)	115	1PW2 A4 LBMS 70 A0B6	109	17,361.67	3,472.33	20,834.00	21,550.00
	2.0 HDi FAP Manual	140	1PW2 A4 L9Q6 70 A0B4**	119	17,278.33	3,455.67	20,734.00	21,450.00
	2.0 HDi FAP Automatic	163	1PW2 A4 LBBM 70 A0B4	149	18,749.17	3,749.83	22,499.00	23,350.00
ALLURE	1.6 THP Manual	156	1PW2 A4 PCC6 70 A0B4	144	19,286.67	3,857.33	23,144.00	23,995.00
	1.6 e-HDi micro-hybrid Stop and Start System with Electronically Controlled Manual Gearbox (EGC)	115	1PW2 A4 PBMS 70 A0B6	109	19,570.00	3,914.00	23,484.00	24,200.00
	2.0 HDi FAP Manual	140	1PW2 A4 PPQ6 70 A0B4	119	19,486.67	3,897.33	23,384.00	24,100.00
	2.0 HDi FAP Manual	163	1PW2 A4 PBB6 70 A0B4	129	19,886.67	3,977.33	23,864.00	24,580.00
	2.0 HDi FAP Automatic	163	1PW2 A4 PBBM 70 A0B4	149	20,957.50	4,191.50	25,149.00	26,000.00
DIESEL HYBRID4	HYBRID4***	200	1PW2 A4 PBBW 70 A0B4	95	25,611.67	5,122.33	30,734.00	31,450.00
GT	2.2 HDi FAP Automatic	200	1PW2 A4 SJ2M 70 A0B4	150	23,665.83	4,733.17	28,399.00	29,250.00

* On the road includes Delivery, Number Plates, 12 months Road Fund Licence and First Registration Fee

** B0 model year CO₂ is 125 g/km

*** Production commences June 2012

2. MANUFACTURER'S RECOMMENDED PRICES - 508 SW

February 2013 Version 20

	ENGINE	BHP	VERSION TITRE CODE	CO2 g/km	BASIC MRRP (£)	VAT (£)	TOTAL MRRP (£)	ON THE ROAD MRRP (£)*
ACCESS	1.6 VTi with Electronically Controlled Manual Gearbox (EGC)	120	1PW2 C5 FCAR 70 A0B4	145	15,686.67	3,137.33	18,824.00	19,675.00
	1.6 e-HDi micro-hybrid Stop and Start System with Electronically Controlled Manual Gearbox (EGC)**	115	1PW2 C5 FBMS 70 A0B6	105	16,632.50	3,326.50	19,959.00	20,675.00
SR	1.6 VTi with Electronically Controlled Manual Gearbox (EGC)	120	1PW2 C5 FCAR 70 BUB4	145	17,270.00	3,454.00	20,724.00	21,575.00
	1.6 THP Manual	156	1PW2 C5 FCC6 70 BUB4	145	17,936.67	3,587.33	21,524.00	22,375.00
	1.6 HDi FAP Manual	115	1PW2 C5 FBM5 70 BUB6	115	17,549.17	3,509.83	21,059.00	21,775.00
	1.6 e-HDi micro-hybrid Stop and Start System with Electronically Controlled Manual Gearbox (EGC)**	115	1PW2 C5 FBMS 70 BUB6	105	18,215.83	3,643.17	21,859.00	22,575.00
	2.0 HDi FAP Manual	140	1PW2 C5 F9Q6 70 BUB4	125	18,132.50	3,626.50	21,759.00	22,475.00
	2.0 HDi FAP Automatic	163	1PW2 C5 FBBM 70 BUB4	149	19,603.33	3,920.67	23,524.00	24,375.00
ACTIVE	1.6 THP Manual	156	1PW2 C5 LCC6 70 A0B4	145	18,103.33	3,620.67	21,724.00	22,575.00
	1.6 HDi FAP Manual	115	1PW2 C5 LBM5 70 A0B6	120	17,715.83	3,543.17	21,259.00	21,975.00
	1.6 e-HDi micro-hybrid Stop and Start System with Electronically Controlled Manual Gearbox (EGC)	115	1PW2 C5 LBMS 70 A0B6	110	18,382.50	3,676.50	22,059.00	22,775.00
	2.0 HDi FAP Manual	140	1PW2 C5 L9Q6 70 A0B4	125	18,299.17	3,659.83	21,959.00	22,675.00
	2.0 HDi FAP Automatic	163	1PW2 C5 LBBM 70 A0B4	149	19,770.00	3,954.00	23,724.00	24,575.00
ALLURE	1.6 THP Manual	156	1PW2 C5 PCC6 70 A0B4	145	20,307.50	4,061.50	24,369.00	25,220.00
	1.6 e-HDi micro-hybrid Stop and Start System with Electronically Controlled Manual Gearbox (EGC)**	115	1PW2 C5 PBMS 70 A0B6	110	20,586.67	4,117.33	24,704.00	25,420.00
	2.0 HDi FAP Manual	140	1PW2 C5 P9Q6 70 A0B4	125	20,507.50	4,101.50	24,609.00	25,325.00
	2.0 HDi FAP Manual	163	1PW2 C5 PBB6 70 A0B4	130	20,907.50	4,181.50	25,089.00	25,805.00
	2.0 HDi FAP Automatic	163	1PW2 C5 PBBM 70 A0B4	149	21,978.33	4,395.67	26,374.00	27,225.00
GT	2.2 HDi FAP Automatic	200	1PW2 C5 SJ2M 70 A0B4	154	24,657.50	4,931.50	29,589.00	30,475.00

* On the road includes Delivery, Number Plates, 12 months Road Fund Licence and First Registration Fee

3. OPTIONS

February 2013 Version 20

● = Standard ○ = Option at extra cost

		ACCESS	SR	ACTIVE	ALLURE	DIESEL HYbrid4	GT	Basic RRP £ Excluding VAT	VAT @ 20%	Total RRP £ Including VAT	
COMFORT AND CONVENIENCE	Rear parking aid	UB01	-	○	-	●	●	●	212.50	42.50	255.00
	Rear parking aid, cruise control and speed limiter	UB01	○	-	-	●	●	●	341.67	68.33	410.00
	Rear parking aid and electric folding door mirrors	UB01	-	-	○	●	●	●	275.00	55.00	330.00
	Front parking aid and parallel parking guide	UB06	-	-	-	○	○	○	212.50	42.50	255.00
	Sunroof c/w anti-pinch guard	TC07	-	-	-	○	○	○	425.00	85.00	510.00
	Claudia Tramontane leather trim	Q1FX	-	-	-	○	○	-	512.50	102.50	615.00
	Quad-Zone automatic air conditioning, rear side sunblinds and (saloon only) rear window sunblind	RT05	-	-	-	○	○	○	258.33	51.67	310.00
	Quad-Zone automatic air conditioning and rear side sunblinds (SW ONLY)	RT05	-	-	-	○	-	○	258.33	51.67	310.00
	Programmable heating system (2.0 and 2.2 HDi ENGINES and HYbrid4 ONLY)	DK09	-	-	-	○ ¹	○	○	300.00	60.00	360.00
	Load restraining net (SW ONLY)	NM01	○	○	○	-	-	-	129.17	25.83	155.00
Motorised tailgate and load restraining net (SW ONLY)	MO02	-	-	-	○	-	○	383.33	76.67	460.00	
EXTERIOR FEATURES	Metallic paint	M0--	○	○	○	○	○	○	412.50	82.50	495.00
	Pearlescent paint	M6--	-	-	-	○	○	○	545.83	109.17	655.00
	16" Alloy Wheel upgrade (c/w 16" steel spare)	ZH45	○	-	-	-	-	-	258.33	51.67	310.00
	18" Alloy Wheel upgrade (c/w 16" steel spare) - Not available on e-HDi 112 versions	ZH1C	-	-	○	-	-	-	212.50	42.50	255.00
	19" Alloy Wheel upgrade (c/w 18" alloy spare)	ZH88	-	-	-	-	-	○	212.50	42.50	255.00
EXTERIOR LIGHTING	Xenon directional headlamps with Peugeot Smartbeam Assistance, headlamp washers and LED daytime running lights	LA04	-	-	-	○	○	●	595.83	119.17	715.00
IN-CAR ENTERTAINMENT AND COMMUNICATION	Bluetooth telephone facility with audio streaming	WLMP	○	●	●	●	●	●	170.83	34.17	205.00
	Peugeot Connect Navigation (RT6), Peugeot Connect SOS and Peugeot Connect Assistance	WLMT	-	●	○	●	●	-	587.50	117.50	705.00
	Peugeot Connect Navigation (RT6), Colour Head Up Display, Peugeot Connect SOS and Peugeot Connect Assistance	WLMV	-	-	○	-	-	●	841.67	168.33	1,010.00
	Colour Head Up Display	WLMV	-	-	-	○	○	-	250.00	50.00	300.00
	JBL Hi-Fi kit	WLMX	-	-	-	○	○	○	258.33	51.67	310.00

○¹ - Option only available on 508 Saloon and SW Allure 2.0 HDi engines (HDi 140, HDi 163 and HDi 163 Automatic)

4. EQUIPMENT

● = Standard ○ = Option at extra cost
○1 = Linked option

		ACCESS	SR	ACTIVE	ALLURE	DIESEL Hybrid4	GT
BODY STYLE	Four door SALOON	●	●	●	●	●	●
	Five door SW	●	●	●	●	-	●
SEATING <small>FIND OUT MORE</small>	Electric lumbar adjustment of driver seat	-	-	●	●	●	●
	Electrically adjustable and heated front seats	-	-	-	●	●	●
	Dara Tramontane cloth trim	●	-	-	-	-	-
	Duoz Tramontane cloth trim	-	●	-	-	-	-
	Cocher Tramontane cloth trim	-	-	●	-	-	-
	Marston Tramontane half leather trim	-	-	-	●	●	-
	Claudia Tramontane Leather Trim	-	-	-	○	○	-
	Nappa full grain leather trim	-	-	-	-	-	●
SAFETY AND SECURITY	Driver and front passenger front and side airbags	●	●	●	●	●	●
	Curtain airbags for front and rear windows	●	●	●	●	●	●
	Anti-Lock Braking (ABS), Electronic Brake Force Distribution (EBFD), Emergency Braking Assistance (EBA)	●	●	●	●	●	●
	Electronic Stability Programme and Traction Control (ESP and ASR), Dynamic Stability Control (CBC)	●	●	●	●	●	●
	Tyre pressure sensors	-	-	-	-	-	●
	Three point inertia reel seat belts on all seats	●	●	●	●	●	●
	Ultrasonic alarm (Thatcham Category 1 approved)	●	●	●	●	●	●
	Locking wheel bolts	-	●	●	●	●	●
	Deadlocks	●	●	●	●	●	●
Rolling code transponder immobiliser	●	●	●	●	●	●	
COMFORT AND CONVENIENCE <small>FIND OUT MORE</small>	Leather multifunction steering wheel (non-leather on Access)	-	●	●	●	●	●
	Luxury carpet mats	-	-	-	●	●	●
	Electrohydraulic power assisted steering	●	●	●	●	●	●
	Cruise control and speed limiter	○1	●	●	●	●	●
	Rear parking aid	○1	○	○1	●	●	●
	Front parking aid and Peugeot parking assist - See note 1	-	-	-	○	○	○
	One-touch electric front and rear windows	●	●	●	●	●	●
	Electric folding door mirrors			○1	●	●	●
	Load restraining net (SW ONLY)	○	○	○	-	-	-
	Motorised tailgate and load restraining net (SW ONLY) - See note 2	-	-	-	○	-	○
	Automatic electric parking brake with hill assist	-	-	-	●	●	●
	Peugeot Open and Go System (Keyless Entry with Start/Stop Button) - See note 3	-	-	-	●	●	●
IN-CAR ENTERTAINMENT / COMMUNICATION	Peugeot Connect Sound (RD5) Radio / CD player with MP3 playback	●	-	●	-	-	-
	Bluetooth telephone facility with audio streaming	○	-	●	-	-	-
	Peugeot Connect Navigation (RT6) with bluetooth	-	●	○1	●	●	●
	Peugeot Connect USB Box	●	●	●	●	●	●
	Colour Head Up Display	-	-	○1	○1	○1	●
	Peugeot Connect SOS and Assistance - See note 4	-	●	○1	●	●	●
	JBL Hi-Fi	-	-	-	○1	○1	○
HEATING AND VENTILATION	Manual mono-zone air conditioning	●	-	-	-	-	-
	Automatic dual-zone air conditioning	-	●	●	●	●	●
	Automatic quad-zone air conditioning	-	-	-	○	○	○
	Independent programmable heating system - See note 5	-	-	-	○	-	○

4. EQUIPMENT (Continued)

● = Standard ○ = Option at extra cost
○1 = Linked option

		ACCESS	SR	ACTIVE	ALLURE	DIESEL Hybrid4	GT
INTERIOR FEATURES <small>FIND OUT MORE</small>	5-dial instrument panel with monochrome amber display matrix	●	●	●	●	●	-
	5-dial instrument panel with colour display matrix	-	-	-	-	-	●
	7" Colour screen (integral to Peugeot Connect Navigation (RT6))	-	●	○	●	●	●
	Leather multifunction steering wheel (non-leather on Access)	-	●	●	●	●	●
	12V accessory power point front & rear (front only on Access and SR)	-	-	●	●	●	●
EXTERIOR FEATURES <small>FIND OUT MORE</small>	Metallic paint	○	○	○	○	○	○
	Panoramic Glass Roof (SW only)	-	-	●	●	-	●
	Satin Chrome roof rails (SW only)	●	●	●	●	-	●
	16" Steel wheels with wheel trims	●	-	-	-	-	-
	16" Alloy wheels	○	●	-	-	-	-
	17" Alloy wheels	-	-	●	-	-	-
	18" Alloy wheels - Not available on e-HDi 112 versions of Active	-	-	○	-	-	-
	18" Alloy wheels	-	-	-	●	●	●
19" Alloy wheels	-	-	-	-	-	○	
EXTERIOR LIGHTING AND VISIBILITY	New Efficiency Optics (NEO) Halogen headlamps	●	●	●	●	●	-
	Xenon directional headlamps with Peugeot Smartbeam Assistance, headlamp washers and LED daytime running lights - <i>See note 6</i>	-	-	-	○	○	●
	Automatic headlamps and wipers	-	-	●	●	●	●
	Daytime running lights	●	●	●	●	●	●
	Electrochrome rear view mirror	-	-	●	●	●	●

NOTES:

1. Peugeot Parking Assist uses sensors at the ends of the front bumper to measure the size of a parking space. The system will then indicate the degree of parking difficulty.
2. Motorised tailgate on SW allows opening/closing of the tailgate from key, drivers seat or from control on tailgate
3. Peugeot Open and Go system replaces a mechanical key with a vehicle identifier. Electronic recognition of the identifier gives hands free access to 508 and starting and stopping is simply activated by pressing the Start/Stop button.
4. Peugeot Connect SOS and Assistance pinpoints the location of the vehicle in the event of accident or breakdown and enables the dispatch of emergency or assistant services.
5. Independent Programmable Heating System permits a faster increase in temperature of the passenger compartment decreasing the time needed to reach desired comfort level.
6. Peugeot Smartbeam Assistance monitors driving conditions and surroundings of 508 and automatically switches headlamps to full beam when conditions allow.

5. COLOURS, TRIMS, WHEELS

5.1 COLOURS AND TRIMS

● = Standard ○ = Option at extra cost

SOLID COLOUR (no cost option)	METALLIC COLOURS (extra cost option)									
Bianca White	Aluminium	Bistre	Egyptian Blue	Nera Black	Flint	Thorium Grey	Alpine Blue	Oyster	Pearlescent White	
P0WP	M0ZR	M0K2	M0T4	M09V	M0EH	M09H	M02X	M0G3	M6N9	


ACCESS	Black	Dara cloth	3EFX	●	○			○	○		○		
SR	Black	Duoz Cloth	3CFX	●	○		○	○	○		○		
ACTIVE	Black	Cocher Cloth	3DFX	●	○		○	○	○		○		
ALLURE & DIESEL Hybrid4	Black	1/2 Leather/Marston Cloth	3FFX	●	○	○	○	○	○	○	○	○	○
	Black	Simple Claudia Leather	Q1FX	○	○	○	○	○	○	○	○	○	○
GT	Black	Simple Nappa Full Grain Leather	4HFX	●	○	○	○	○	○	○	○	○	○
	Cohiba Brown	Simple Nappa Full Grain Leather	4HFV	●	○	○	○	○	○				○



5.2 DASHBOARD DECOR



Echo
Allure / GT



Prismatic
Active





Matt black
Access / SR

Standard on

5.3 HUBCAPS AND WHEELS

	ACCESS	SR	ACTIVE	ALLURE & DIESEL Hybrid4	GT
16" Steel wheels with 'Mira' wheel trims (Style A)	●				
16" 'Altair' Alloy wheels (Style 01)	○	●			
17" 'Rana' Alloy wheels (Style 04)			●		
18" 'Naos' Alloy wheels (Style 07) - Option not available on e-HDi 112 versions of Active			○	●	
18" 'Electra' Alloy wheels (Style 10)					●
19" 'Capella' Alloy wheels (Style 12)					○



6. TECHNICAL SPECIFICATION

		1.6 VTI120	1.6 THP156	1.6 HDI 115 FAP	1.6 e-HDI micro hybrid 115 Stop and Start System	2.0 HDI 140 FAP	2.0 HDI 163 FAP	2.0 HDI 163 FAP Automatic	2.2 HDI 200 FAP Automatic	HYBRID4	
DRIVETRAIN	Fuel type	Petrol	Petrol	Diesel	Diesel	Diesel	Diesel	Diesel	Diesel	Diesel/Electric	
	Cubic capacity (cc)	1598	1598	1560	1560	1997	1997	1997	2179	1997	
	Maximum power bhp (Kw)	120 (88) @ 6000	156 (115) @ 6000	115 (84) @ 3600	115 (84) @ 3600	140 (103) @ 4000	163 (120) @ 3750	163 (120) @ 3750	204 (150) @ 3500	163 (120) @ 3850 (Diesel) 37 (27) @ 2000to 7500 (Electric)	
	Maximum torque lb/ft (Nm)	120 (160) @ 4250	180 (240) @ 1400	180 (240) @ 1500	202 (270) @ 1750	240 (320) @ 2000	255 (340) @ 2000	255 (340) @ 2000	338 (450) @ 2000	225 (300) @ 1750 (Diesel) 150 (200) (Electric)	
	Induction	Electronic fuel Inj.	Electronic fuel Inj.	Turbo charger	Turbo charger	Turbo charger	Turbo charger	Turbo charger	Turbo charger	Turbo charger	
	5 speed manual			●							
	6 speed manual		●			●	●				
	6 speed Electronically Controlled Manual Gearbox (EGC)	●			●					●	
	6 speed automatic							●	●		
BRAKES	Front and rear discs	●	●	●	●	●	●	●	●	●	
SUSPENSIONS AND TYRES	Front suspension	Pseudo MacPherson with helical springs and dampers							Double wishbone & drop-link hub carrier	Pseudo MacPherson	
	Rear suspension	Multi-arm with helical springs and multi-valve dampers									
	Size - 16" wheels (Steel or Alloy)	215/60 R 16 H									
	Size - 17" wheels (Alloy)	215/55 R 17 W									
	Size - 18" wheels (Alloy)	235/ 45 R 18 W								235/ 45 R 18 W	
	Size - 19" wheels (Alloy Option)								235/40 R 19 W		
	Spare wheel	●	●	●	●	●	●	●	●	●	Repair Kit
FUEL TANK	Capacity (litres)	72									
PERFORMANCE (driver only)	Maximum speed (mph) saloon (SW)	126 (124)	139 (136)	118 (116)	122 (120)	130 (130)	140 (137)	139 (138)	139 (138)	130	
	Acceleration 0-62 mph (sec) saloon (SW)	11.5 (11.8)	8.6 (8.8)	11.3 (11.6)	11.9 (12.3)	9.8 (10.1)	9.6 (9.9)	9.2 (9.5)	8.2 (8.4)	9	
FUEL CONSUMPTION	SALOON	Urban drive cycle MPG (litres/100km)	31.4 (9)	31.4 (9)	49.6 (5.7)	57.6 (4.9)	45.6 (6.2)	42.2 (6.7)	37.2 (7.6)	35.3 (8)	80.7 (3.5)
		Extra Urban drive cycle MPG (litres/100km)	61.4 (4.6)	60.1 (4.7)	70.6 (4)	74.3 (3.8)	76.3 (3.7)	72.4 (3.9)	61.4 (4.6)	64.2 (4.4)	76.3 (3.7)
		Combined drive cycle MPG (litres/100km)	45.6 (6.2)	45.6 (6.2)	61.4 (4.6)	67.2 (4.2)	61.4 (4.6)	57.6 (4.9)	49.6 (5.7)	49.6 (5.7)	78.5 (3.6)
	SW	Urban drive cycle MPG (litres/100km)	31.4 (9)	31 (9.1)	49.6 (5.7)	57.6 (4.9)	44.1 (6.4)	42.2 (6.7)	37.2 (7.6)	34.9 (8.1)	
		Extra Urban drive cycle MPG (litres/100km)	60.1 (4.7)	58.9 (4.9)	70.6 (4)	72.4 (3.9)	72.4 (3.9)	70.6 (4)	61.4 (4.6)	60.1 (4.7)	
		Combined drive cycle MPG (litres/100km)	44.8 (6.3)	44.8 (6.3)	61.4 (4.6)	65.6 (4.3)	58.9 (4.8)	56.5 (5)	49.6 (5.7)	47.8 (5.9)	
EMISSIONS INFORMATION	SALOON	Regulated Emission Standard	Euro 5	Euro 5	Euro 5	Euro 5	Euro 5	Euro 5	Euro 5	Euro 5	
		Carbon Dioxide (CO2) emissions (g/km)	144	144	114	104	119	129	149	150	95
	SW	Regulated Emission Standard	Euro 5	Euro 5	Euro 5	Euro 5	Euro 5	Euro 5	Euro 5	Euro 5	
		Carbon Dioxide (CO2) emissions (g/km)	145	145	115	105	125	130	149	154	
VEHICLE WEIGHT INFORMATION (KG)	SALOON	Gross vehicle weight	1945	1995	1975	2005	2065	2075	2105	2155	2265
		Kerb weight	1525	1561	1552	1560	1618	1640	1675	1736	1815
		Gross train weight	3245	3495	3175	3205	3565	3575	3205	3755	2765
		Maximum braked trailer weight	1575	1775	1475	1475	1775	1775	1375	1875	775
		Maximum tow ball weight	75	75	75	75	75	75	75	75	75
	SW	Gross vehicle weight	2055	2080	2080	2100	2140	2140	2180	2280	
		Kerb weight	1545	1596	1578	1609	1681	1681	1710	1780	
		Gross train weight	3355	3580	3180	3200	3640	3640	3180	3880	
		Maximum braked trailer weight	1600	1800	1400	1400	1790	1790	1300	1900	
		Maximum tow ball weight	75	75	75	75	75	75	75	75	

[FIND OUT MORE](#)

6. TECHNICAL SPECIFICATION (Continued)

		1.6 VTi120	1.6 THP156	1.6 HDi 112 FAP	1.6 e-HDi micro-hybrid 112 Stop and Start System	2.0 HDi 163 FAP	2.2 HDi 200 FAP Automatic	Hybrid4		
DIMENSIONS (mm)	SALOON	Length	4792							
		Width at handles/mirrors folded/mirrors unfolded	1853/1920/2068							
		Maximum height	1456							
		Wheelbase	2817							
		Front wheel track (maximum)	1579							
		Rear wheel track (maximum)	1552							
		Boot volume (dm ³) with rear seats in place to parcel shelf	473						339	
		Height of boot under parcel shelf at Row 2 seat back	503						365	
		Load floor length - rear seats in place	1052						982	
		Minimum load floor width	975							
		SW	Length	4813						
			Width at handles/mirrors folded/mirrors unfolded	1853/1920/2068						
	Maximum height		1476							
	Wheelbase		2817							
	Front wheel track (maximum)		1568							
	Rear wheel track (maximum)		1544							
	Boot volume (dm ³) with rear seats in place to parcel shelf height		512							
	Boot volume (dm ³) with rear seats folded to parcel shelf height		1118							
	Boot volume (dm ³) with rear seats folded to roof height		1598							
	Height of boot under parcel shelf at Row 2 seat back		505							
	Load floor length - rear seats in place		1060							
	Load floor length - rear seats folded		1909							
	Minimum load floor width	1113								
	INSURANCE GROUP	ACCESS	20E			21E				
SR		21E	24E	21E	21E	28E				
ACTIVE			24E	21E	21E	28E				
ALLURE			24E		TBC	28E				
HYBRID4								TBC		
GT							33E			



7. SERVICE CONTRACT

Peugeot offer two levels of Service Contract

Optiway Service Plan

What's included: A tailored service plan + extended Peugeot Assistance

- > Optiway Service Plans offer complete assurance that all your servicing costs will be completely covered for the duration of the plan
- > Includes extended Peugeot Assistance for the 1st three years of a service plan
- > We offer Optiway Service Plans for up to five years with many mileage options
- > One-off up front or monthly direct debit payment options available
- > All packages are affordable and inflation proof, which means they will remain at a fixed cost for the duration of the plan

Key contract period price examples:

* Vehicles on 2 Year / 20 k Service Interval

36 Months / 30,000 Miles

Monthly: £16.99

48 Months / 40,000 Miles

£18.99

60 Months / 50,000 Miles

£18.99

* Vehicles on 2 Year / 12.5k Service Interval

36 Months / 30,000 Miles

Monthly: £13.99

48 Months / 40,000 Miles

£18.99

60 Months / 50,000 Miles

£18.99

Extended Peugeot Assistance

What's included: Extension of your Peugeot Assistance Cover

- > Offers you the opportunity to extend Peugeot Assistance up to a further two years

> Cover includes:

- Peugeot Assistance from Home
- Peugeot Roadside Assistance
- Peugeot Recovery
- Peugeot Onward Travel
- Peugeot European Cover

* Excludes non-vehicle induced faults

For more information and terms & conditions please visit www.peugeot.co.uk/service-support

8.FURTHER INFORMATION

MANUFACTURERS RECOMMENDED RETAIL PRICE ON THE ROAD

The On the Road MRRP featured includes the following:

Tax band	CO2 (g/km)	First Year VED	Annual Tax	First Reg fee	Delivery Charge	VAT @ 20% on Delivery	Total OTR Costs
A	Up to 100	£0.00	£0.00	£55.00	£550.83	£110.17	£716.00
B	101-110	£0.00	£20.00	£55.00	£550.83	£110.17	£716.00
C	111-120	£0.00	£30.00	£55.00	£550.83	£110.17	£716.00
D	121-130	£0.00	£100.00	£55.00	£550.83	£110.17	£716.00
E	131-140	£120.00	£120.00	£55.00	£550.83	£110.17	£836.00
F	141-150	£135.00	£135.00	£55.00	£550.83	£110.17	£851.00
G	151-165	£170.00	£170.00	£55.00	£550.83	£110.17	£886.00
H	166-175	£275.00	£195.00	£55.00	£550.83	£110.17	£991.00
I	176-185	£325.00	£215.00	£55.00	£550.83	£110.17	£1,041.00
J	186-200	£460.00	£250.00	£55.00	£550.83	£110.17	£1,176.00
K	201-225	£600.00	£270.00	£55.00	£550.83	£110.17	£1,316.00
L	226-255	£815.00	£460.00	£55.00	£550.83	£110.17	£1,531.00
M	Over 255	£1,030.00	£475.00	£55.00	£550.83	£110.17	£1,746.00

VAT is calculated at 20%

VAT is not applicable to cars sold in the Channel Islands

PEUGEOT 3 YEARS OF WARRANTY

All vehicles first registered in the UK and purchased from a UK Peugeot Dealer benefit from a Peugeot 2 year unlimited mileage manufacturer's warranty and a free optional additional 1 year of warranty provided by the Peugeot Dealer Network in the UK.

PEUGEOT ASSISTANCE

All new Peugeots come with Peugeot Assistance, our breakdown assistance service.

Provided by the AA, Peugeot Assistance is available every minute of the day and night; 365 days of the year, for you and anyone else driving your Peugeot with your permission.

Full details are available at www.peugeot.co.uk

TERMS AND CONDITIONS

Every endeavour has been made to ensure that the information, details and descriptions set out in this literature are correct, at the time of going to print.

It is our policy to continually improve our vehicles in every way. We reserve the right to modify our vehicles price, specification (including colour), equipment, accessories and characteristics or to discontinue any model, without notice, at any time.

To avoid any misunderstandings you are advised to check with your Peugeot Dealer the specification (including colour), equipment accessories and equipment relating to any Peugeot vehicle and the exact cost and availability prior to ordering.

Where a feature is described as an option in this publication it should be assumed that it is at extra cost unless specifically stated otherwise.

Issued by Sales and Marketing, Peugeot Motor Company PLC, Pinley House, Sunbeam Way, Coventry CV3 1ND.

For further information call Peugeot on 0845 200 1234 or visit our website at www.peugeot.co.uk



PEUGEOT