



PEUGEOT BOXER



PROFESSIONAL IN EVERY WAY

The Peugeot Boxer range is much more than a simple means of transport. It understands that no two businesses are the same so offers vehicles that are specially designed for both your business and your drivers.

The Boxer range offers a choice of four HDi engines and is available in numerous different height and length options. Therefore, you can be sure to

find the Boxer that meets your exact requirements. In order for the Boxer to adapt perfectly to all business activities, it is equipped with practical, functional features such as one of the lowest loading sills in the market and a very usable interior space. In addition to all this, its innovative design will give your company a dynamic and modern image every time you take to the road.



A RANGE FOR ALL REQUIREMENTS

The Boxer offers a choice of body types:

- Panel vans and Window vans.
- Chassis cabs, Crew cabs and Floor cabs to serve as a base for conversions.

The Boxer comes in two different ranges:

- The 300 range is composed of three GVWs: the 330 (3.0 tonnes), the 333 (3.3 tonnes) and the 335 (3.5 tonnes).

- The 400 range is characterised by reinforced suspension and is available in two GVWs: the 435 (3.5 tonnes) and the 440 (4.0 tonnes).

Finally, you can choose from different lengths and heights to find the Boxer that meets your requirements.



The Boxer is available in a range of different body types and GVWs:

Panel van
Window van
Chassis cab
Crew cab
Floor cab

300 Range	GVW
330	3.0 T
333	3.3 T
335	3.5 T

400 Range	GVW
435	3.5 T
440	4.0 T

YOUR MADE TO MEASURE BOXER

On vans, you can combine three heights (2.25m – 2.52m – 2.76m) with four lengths (4.96m – 5.41m – 5.99m – 6.36m).

These measurements create 6 different body types (on panel vans) and 6 interior volumes that range from 8m³ (L1H1 version) to 17m³ (L4H3 version), with wide

door apertures to facilitate loading and unloading operations. In addition, a wide range of equipment and accessories allow you to personalise your vehicle.

As a result of the different body types, different sizes and range of accessories available, your Boxer is guaranteed to suit your requirements perfectly.



Vans	Volume
L1H1	8.0 m ³
L2H1	10.0 m ³
L2H2	11.5 m ³
L3H2	13.0 m ³
L4H2	15.0 m ³
L4H3	17.0 m ³

SIMPLE AND EFFICIENT

The Boxer doesn't just meet your requirements: it exceeds them with efficiency. Every centimetre of space has been used to maximise the load volume.

The floor width between the wheel arches is an optimal 1.42m, among the best in the market, while the maximum interior width is 1.87m.

To make life even easier for you, the Boxer has one of the lowest low loading heights on the market, between 53.5cm and 56.5cm (excluding versions with pneumatic

suspension as an option). Plus, the step on the rear bumper is covered with a non-slip material.

There are three different types of rear door and sliding side door (sizes vary according to body type), which have all been designed to facilitate loading and unloading operations. The rear double doors open from 96° to 270° (optional), while a second sliding side door is available as an option*.

*Except H3 height version.



Tie-down hooks
The floor has 8 to 10 tie-down hooks according to version (straps not included).



12 volt socket*
The Boxer comes with a 12V socket in the loading space.
*Optional.



Courtesy lights
The loading space has two courtesy lights (only one on the L1 length).



STABILITY

The entire Boxer range is equipped with an independent pseudo-Macpherson type front suspension with lower wishbone and anti-roll bar. This technology offers true stability and excellent road holding while ensuring exceptional driveability.

Three types of rear suspension are also available, either as standard or as an option:

- Dual leaf reinforced metal suspension.
- Single leaf suspension designed for comfort*.
- Pneumatic suspension maintains a constant ride height and allows the loading sill to be lowered.

The Boxer's suspension ensures comfort, safety and road holding regardless of the load or the number of passengers, within the limits of the vehicle's payload.

*Available according to version.

The 400 Range

The 400 range is fitted with reinforced suspension as standard. This has a higher maximum load capacity per axle, which allows uniformity both in terms of use and road holding.



EVERYDAY STRESS RELIEF

The Boxer is full of features that have been designed with you in mind.

The passenger compartment is comfortable, light and practical. It can seat up to three occupants and has been designed to ensure that each person has plenty of space.

The seats offer excellent support thanks to their multiple settings and a reduction in driving noise has improved acoustic comfort.

The Boxer's large windscreen allows occupants to enjoy a wide field of vision and excellent interior brightness, which makes for a truly welcoming atmosphere.

The cab lighting is also improved by a double courtesy light located in the centre of the headlining.

The dashboard has several storage spaces and practical functions while the overhead compartment offers an additional 22 litres of storage.



Lumbar adjustment*

The control on the side of your seat back lets you adjust the lumbar support.

*Optional.

Overhead storage compartment*

You have direct access to a 22 litre overhead storage unit.

*Standard or optional according to version.

Central dash folding clipboard*

The clipboard serves as a useful mini-office when you have something to write down.

*Not available with front passenger air bag.



THERE TO HELP WHEN YOU NEED IT

The Boxer comes with numerous systems to help you while you are at the wheel:

- Automatic head light activation* works as soon as the light level falls.

- Automatic windscreen wipers* start as soon as they sense the first drops of rain.



Twin-lens door mirrors

The twin-lens mirrors make driving and manoeuvring easier. The upper section provides a very wide field of rear vision, while the lower section offers a view that is focused closer to the sides of your vehicle.



Audible rear parking sensor*

Activated when reverse gear is engaged, this system warns you of the presence of an object or a person thanks to ultrasonic sensors installed in the lower rear panel of the Boxer. The presence of an obstacle is indicated by an audible signal which increases in frequency as the object gets nearer.

*Optional.



Electronic tachograph

In accordance with legislation, vehicles with a GVW of 4.0 tonnes are fitted with an electronic tachograph and a speed limiter, limited to a maximum speed of 55 mph, as standard.

PEUGEOT AND THE ENVIRONMENT

Protecting the environment and preserving the future of the planet are the greatest challenges we face today. For many years, Peugeot has introduced innovations to lower the fuel consumption of its vehicles and reduce particle emissions but also to significantly reduce CO₂ emissions. The technology used in all of the Boxer's HDi engines offers low fuel consumption and an improved level of CO₂ emissions.



HDi technology

A source of performance and economy, every Boxer HDi engine is equipped with the "Common Rail" injection system. By directly injecting fuel at high pressure into the combustion chamber, this system reduces fuel consumption and emissions and provides extra power.



FAP

The Particle Filter (FAP) reduces particle emissions to below measurable limits without reducing power or performance.

PERFORMANCE

2.2 l HDi 110 bhp


This four cylinder engine with cast iron block, aluminium cylinder head, 16 valves and dual overhead camshaft is equipped with a turbo. This gives it excellent liveliness, combined with superb economy – two considerable advantages in urban traffic.

2.2 l HDi 130 & 150 bhp

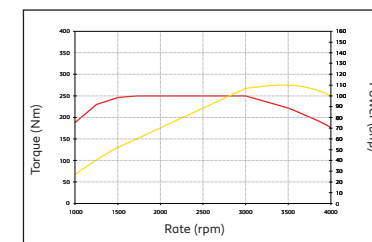
In addition to the features of the 110 bhp version, the 2.2 l HDi 130 bhp and 150 bhp have a double flywheel (DVA), a piston cooling mode and special engine map. The power created by their 130 and 150 bhp means that they perform well in town and on the open road for longer journeys.

3.0 l HDi 180 bhp

Its Common Rail injection system is capable of regulating pressure from 450 to 1800 bars according to demand. Combined with its 177 bhp and torque of 400 Nm - exceptional for the category – this technology gives you all the performance you need for long road journeys.

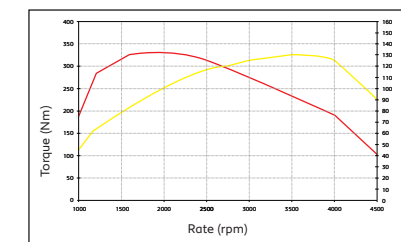


2.2 l HDi 110



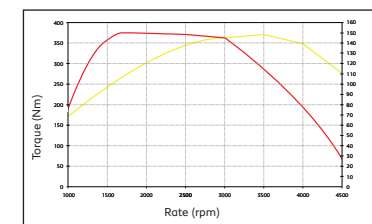
Maximum power: 81 kW (110 bhp) at 3500 rpm
Maximum torque: 250 Nm at 1750 rpm

2.2 l HDi 130



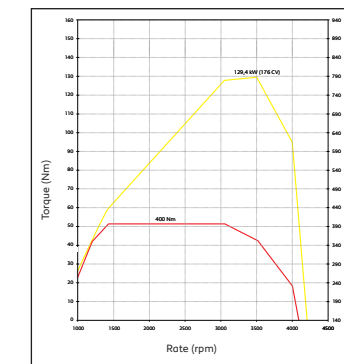
Maximum power: 96 kW (130 bhp) at 3500 rpm
Maximum torque: 320 Nm at 2000 rpm

2.2 l HDi 150



Maximum power: 110 kW (150 bhp) at 3000 rpm
Maximum torque : 350 Nm at 2000 rpm

3.0 l HDi 180



Maximum power: 130 kW (177 bhp) at 3600 rpm
Maximum torque : 400 Nm at 1400 rpm

INTELLIGENCE THAT PROTECTS

The least you can expect is to be safe in your vehicle. That's why the Boxer incorporates a series of innovations designed to protect you and your passengers as effectively as possible in the event of an accident.

ANTICIPATE

The Boxer can be fitted with the following safety equipment to maintain optimal balance in difficult driving conditions:

- Anti-Lock Braking System (ABS)
- Emergency Braking Assistance (EBA)

- Electronic Brake Force Distribution (EBFD)
 - Traction Control (ASR)*
 - Electronic Stability Control (ESP)*
- *Optional

Brake discs

Equipped with four brake discs as standard, the Boxer has a high performance braking system to ensure optimal efficiency, endurance and reliability.

Fog lights*

Fog lights can be integrated in the lower front panel of the Boxer to improve your visibility.

*Optional.

PROTECT

Airbags

In the case of a collision, 2 front airbags, driver and passenger* protect occupants.

*Optional.

Driver's fasten seatbelt indicator

The driver's seat is equipped with a fasten seatbelt indicator as standard.

Fuel supply safety

In the event of an impact, the fuel supply automatically disconnects to limit the risk of fire.

Anti-pinch driver's electric window

The driver's one-touch electric window is equipped with an auto-reverse safety function which is activated as soon as the window detects an obstacle.

Reinforced structure

Several structural features contribute to the Boxer's high level of safety:

- A reinforced structure with crumple zone absorbs energy at the front of the vehicle in the event of impact.
- A rigid steel structure forms a block to protect occupants and reinforced front doors also contribute to the rigidity of the vehicle.
- The front axles are designed to transmit part of the energy generated from a frontal collision under the body of the vehicle.
- Movement of the pedal bracket and steering column is limited to protect the driver.

ALERT

Open door locator

This system detects any door left open, including in the load area, and displays a warning light on the instrument panel and also on the multifunction screen.





EXTRA SECURITY

The Boxer makes a considerable effort to protect people and goods. It comes with multiple anti-theft devices that conform to Thatcham standards and its high level of security means that Boxer benefits from lower insurance premiums.

Transponder electronic immobiliser system

The Boxer is equipped with a latest generation transponder electronic immobiliser system: when the ignition is switched on, the key transmits a code to the ECU which gives the engine authorisation to start.

Automatic door locking while driving

Depending on the version, the Boxer's doors will lock automatically when its speed exceeds 12 mph. They will unlock automatically in the event of an impact.

Deadlocking on front and rear doors

Thanks to this anti-intrusion device, it is impossible to open a door when its window is broken.

Exterior and anti-lift alarms*

The exterior alarm system detects and signals any attempted break in that involves opening the doors or the bonnet. This system can be supplemented by an optional anti-lift alarm, which goes off if your vehicle is lifted for loading onto a transporter.

*Optional.

1. Central and independent locking

The Boxer has two independent central locking zones: the cab and the load space. A control located on the centre console locks all of the vehicle's doors, while another control on the door trim locks the load area only. In addition, the remote control key locks and unlocks the doors of the passenger compartment independently from the load area doors.

2. Identification marking

The chassis number is engraved at the base of the windscreen to make it easier to find and identify your vehicle if it is stolen.

COLOURS AND TRIMS

The Boxer is available in a wide range of solid and metallic colours.

SOLID COLOURS



Bianca White



Dragoon Blue



Clipper Blue



Horizon Yellow



Volcano Red

METALLIC COLOURS

(Optional)



Azzuro Blue



Aluminium



Graphite



Golden White



Ruby Red

TRIM



The seats are covered with an elegant and functional cloth.



PANEL / WINDOW VAN

VOLUMES

Up to 6 different volumes are available

	L1H1	L2H1*	L2H2	L3H2	L4H2	L4H3*
Volume (m ³)	8.0	10.0	11.5	13.0	15.0	17.0

DIMENSIONS

	Exterior dimensions		Door apertures	Door apertures	Interior dimensions	
	Length	Height	Side sliding doors	Rear doors	Length	Height
			Height	Height		
L1H1	4.96 m	2.25 m	1.48 m	1.52 m	2.67 m	1.66 m
L2H1*	5.41 m	2.25 m	1.48 m	1.52 m	3.12 m	1.66 m
L2H2	5.41 m	2.52 m	1.75 m	1.79 m	3.12 m	1.93 m
L3H2	5.99 m	2.52 m	1.75 m	1.79 m	3.70 m	1.93 m
L4H2*	6.36 m	2.52 m	1.75 m	1.79 m	4.07 m	1.93 m
L4H3*	6.36 m	2.76 m	1.75 m	2.03 m	4.07 m	2.17 m

Overall width
(with standard mirrors): 2.51m

Loading height from 0.53m
to 0.56m

Maximum interior width: 1.87m
Width between arches: 1.42m

*Panel van only.

PAYLOAD (KG)

300 Range	2.2 l HDi 110	2.2 l HDi 130
L1H1		
330*	1155	1140
333	1455	1440
L2H1		
330*	1115	-
333*	-	1400
L2H2		
333	1390	1375
335*	-	1575
L3H2		
333*	1340	1325
335	-	1525

*Panel van only.

400 Range	2.2 l HDi 130	2.2 l HDi 150	3.0 l HDi 180
L3H2			
435*	1485	1435	-
L4H2			
435*	1440	-	-
440	1900	-	-
L4H3			
435*	1410	-	-
440*	-	-	1850



CHASSIS CAB / CREW CAB

CHASSIS CAB / CREW CAB

DIMENSIONS

Vehicle before conversion

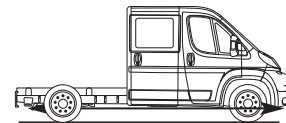
Chassis Cab



Exterior dimensions		
	Overall length	Max. length of conversion
L1	4.90 m	3.26 m
L2	5.36 m	3.98 m
L3	5.94 m	4.89 m
L4	6.31 m	4.89 m

Overall width (with standard mirrors)	2.51 m
Max. width of conversion (wide axle)	2.35 m
Max. height of conversion	3.50 m

Chassis Crew Cab

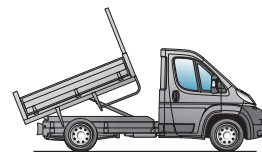


Exterior dimensions		
	Overall length	Max. length of conversion
L3	5.94 m	4.02 m

Overall width (with standard mirrors)	2.51 m
Max. width of conversion (wide axle)	2.35 m
Max. height of conversion	3.50 m

The maximum lengths of conversion listed above should not be exceeded. They have been calculated to ensure that the weight and distribution of the body are at their optimal levels when the vehicle is both at kerb weight and loaded to capacity. The correct position of the centre of gravity must always be checked.

CONVERSIONS BASED ON A CHASSIS CAB AND CREW CAB



Dropside / Tipper



Luton / Box Van

(Examples of conversions carried out by coachbuilders, not contractual.)

PAYLOAD (KG)

Vehicle before conversion

Chassis Cab

300 Range	2.2 l HDi 110	2.2 l HDi 130	3.0 l HDi 180
L1			
330	1410	-	-
333	1710	-	-
335	1910	1895	-
L2			
333	1680	1665	-
335	1880	1865	-
L3			
335	-	1845	1740

400 Range	2.2 l HDi 110	2.2 l HDi 130	3.0 l HDi 180
L3			
440	-	-	2260
L4			
435	-	-	1740

Chassis Crew Cab

300 Range	2.2 l HDi 110	2.2 l HDi 130	3.0 l HDi 180
L3			
335	-	1660	-



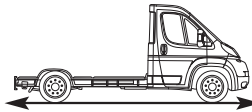
FLOOR CAB

TIPPER AND DROPSIDE

DIMENSIONS

Vehicle before conversion

External dimensions



Floor cab	
	Overall length
L3	5.94 m

Overall width (with standard mirrors)	2.51 m
Max. width of conversion (wide axle)	2.35 m
Max. height of conversion	3.50 m

PAYLOAD (KG)

300 Range	2.2 l HDi 130	2.2 l HDi 150
L3		
335	1870	1820

400 Range	2.2 l HDi 130	2.2 l HDi 150
L3		
440	2335	-



DIMENSIONS

Dropside

Dimensions	Load space length	Payload
L3	3.67 m	1440 kg
L3 Crew Cab	2.85 m	1390 kg

Height	2.37 m
Overall width (with standard mirrors)	2.51 m
Load space width	2.03 m

Tipper

Dimensions	Load space length	Payload
L2	2.87 m	1290 kg
L3 Crew Cab	2.67m	1175 kg

Height	2.40 m
Overall width (with standard mirrors)	2.51 m
Load space width	2.03 m

Please visit our website to find out more about the Boxer and configure it to your requirements.



NETWORK AND SERVICES

When you choose Peugeot, you have the reassurance of knowing that your vehicle has been designed and built to give you years of worry free motoring. As a Peugeot owner, you can also rely on a comprehensive range of customer care services from your Dealer. So you can be sure that you're talking to a specialist who'll listen to you, understand your problems and respond efficiently - someone who also has the expertise to maintain your Peugeot correctly, using trained technicians, Peugeot diagnostic equipment and Peugeot original parts.

FOR YOUR PEACE OF MIND

MANUFACTURER WARRANTY
Any Peugeot vehicle first registered in the UK and purchased from a UK Peugeot Dealer will benefit from a 2 year unlimited mileage manufacturer warranty and a free optional additional year of warranty provided by the Peugeot Dealer Network. The mileage limit on this additional warranty is 60,000 miles (100,000 miles for Boxer vans excluding Motorhomes and other converted vehicles) from first registration. At the end of the 3 year warranty period (or after 60,000 miles) you have the option to purchase a Peugeot Platinum Extended Warranty.

Our cars also come with a 12 Year Anti-Perforation and 3 Year Paint Warranty (6 and 2 years on vans). Please contact your Peugeot Dealer for full terms and conditions.

PEUGEOT ASSISTANCE
All new Peugeots come with 12 months of Peugeot Assistance - our breakdown assistance service. This covers all incidents involving vehicle based faults for you and anyone else driving your car with your permission. It is available 24 hours a day, 365 days a year.

Peugeot Assistance includes European cover, homestart, roadside assistance, vehicle recovery and a free replacement car or accommodation if required. It can be extended for a further 12 months, or 24 months, and to protect you against non-vehicle faults (such as punctures) at specially discounted rates, by calling 0870 752 7050.

PEUGEOT SERVICE CARE
Please refer to the maintenance book for details of the service intervals for Boxer and the specifics of vehicles operating in arduous conditions.

FINANCE - LET THE SPECIALISTS HELP
Peugeot Financial Services offer a range of flexible finance plans to make owning a new Peugeot easy. As specialists, we will provide choice, convenience and flexibility. Written quotations are available on request from Peugeot Financial Services, Quadrant House, Princess Way, Redhill, RH1 1QA. Over 18s only, a guarantee may be required.

FURTHER INFORMATION

PEUGEOT INSURANCE
Designed for Peugeot to offer tailored cover at a competitive price. In the event of an accident, a Peugeot Approved Accident Repair Centre will repair your car, using Peugeot original parts and offer a courtesy car (subject to availability). Call Peugeot

Insurance for a quote on 0870 0240 206 (8am-8pm weekdays, 9am-5pm Saturdays. Max call charge from a BT landline is 8p/minute. Calls from other networks may vary. Calls may be recorded). Peugeot Insurance is underwritten by UK Insurance Limited.

PEUGEOT ACCESSORIES
Peugeot Accessories are designed specifically for each model meaning no compromises on fit or function. In addition they are tested to a rigorous standard for complete confidence and peace of mind.

PEUGEOT AND THE ENVIRONMENT
Our website has details of Peugeot's environmental and recycling policies.

ABOUT THIS BROCHURE

The information contained in this brochure is based on the data and images available at the time of printing. Some features may not be available in the UK and some

photography may feature left hand drive models. As part of a policy of continuous specification improvement, Peugeot reserves the right to modify specification,

options and colours at any time. For full details ask your Peugeot Dealer, or click on www.peugeot.co.uk. Print and photographic processes used in this

brochure may alter the depth and tone of the colours shown.

This brochure is not a contractual document or offer of sale. The details in this brochure cannot be reproduced without the expressed authorisation of Peugeot. Issued by: Sales and Marketing, Peugeot Motor Company plc., Pinley House, 2 Sunbeam Way, Coventry, CV3 1ND. For details of HM Forces tax-free military sales contact: Peugeot Export, 615 Penistone Road, Sheffield, S6 2GA. Telephone: 0114 285 6181. Email: peugeot.export@peugeotmail.co.uk www.export.peugeot.co.uk



Création : bd-ntwk - Edition : Gutenberg networks - Automobiles Peugeot RC Paris
B.552 144 503 - Printed in the E.U. - MCP3674

Dealer stamp