

New Hilux



TOYOTA

ALWAYS A
BETTER WAY

New Hilux. Ready for anything.

Contents

Hilux heritage
Durability
Toyota Touch & Go
Engines
Safety
Body style and engine options

Exterior – main features
Interior – main features
Wheels and trims
Colours
Option packs
Accessories

Dimensions and weights
Specifications
Equipment
Glossary
Owning a Hilux
Toyota and the environment



Model shown: Hilux Double Cab Invincible in Deep Titanium.

Unstoppable since 1968

Model shown: Hilux Double Cab Invincible in Deep Titanium.

The story began in 1968. Since then over 13 million Hilux have blazed trails worldwide, from Arctic tundra to the sands of the Sahara. Climbing, wading and traversing the toughest landscapes, the unbreakable Hilux is without equal.



1968

1972

1978

1983

1988

1997

2008



- home
- previous
- next
- index
- show menu
- print
- zoom in
- zoom out
- save
- help

Book a Test Drive

Your Dealer

Sign up to our Newsletter

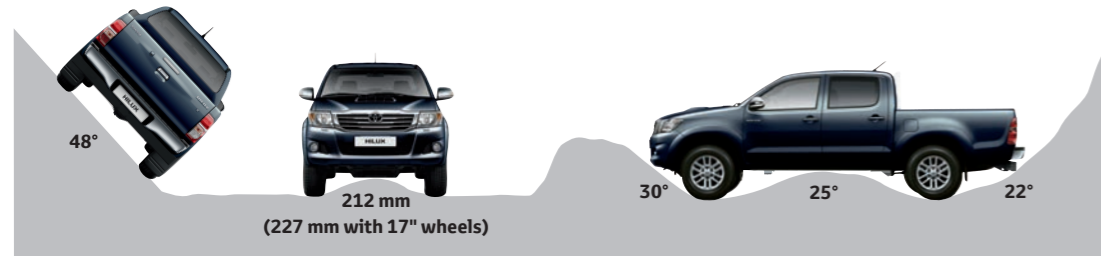
Built to go further

Tested in extreme conditions and guided by Toyota's long-standing dedication to quality, the supreme off-road abilities of Hilux should come as no surprise.

Hilux's strength lies in a rock-solid ladder chassis and its TOP platform. This is rigid and incredibly strong, providing the foundation for Hilux's reliability and durability, enhanced by anti-corrosion panels and a rust-resistant body.

High clearance and a robust suspension make light work of riverbeds, dunes and streams. On slippery surfaces, a Limited Slip Differential (LSD) varies the torque output between the rear wheels.

When conditions change, Automatic Disconnecting Differential (ADD) enables easy, in-motion switching between 4WD and 2WD, with 2WD offering greater fuel efficiency and reduced noise.



TOP platform

The Toyota Outstanding Performance (TOP) platform uses fewer welding joints for greater strength and rigidity.

Front double-wishbone suspension

Absorbing bumps with ease, the robust double-wishbone front suspension delivers ride comfort and stability.

Rear leaf spring suspension

Traditional leaf springs give great articulation on tough terrain and allow for maximum loading capacity.

Vehicle shown not to UK specification.



Toyota Touch

Enjoy unprecedented in-car convenience with Toyota Touch, available as standard for HL₃ and Invincible.

1. **Touch screen Multimedia** Use the 6.1" colour touch screen with the radio/CD and portable media players connected via USB or aux-in. View instant fuel consumption vehicle data, too.

2. **Rear-view camera** Reverse more safely using the rear-view camera. The clear colour image displayed on screen helps you spot hidden hazards and park with ease.

3. **Hands-free calling** Connect a compatible phone using Bluetooth®* to enjoy safe hands-free operation and to stream stored music to your Toyota Touch.

* Contact your local Toyota Centre to find out if your phone is compatible.



Toyota Touch & Go

Or upgrade to Toyota Touch & Go to be even more connected. Optional for HL₃ and Invincible.

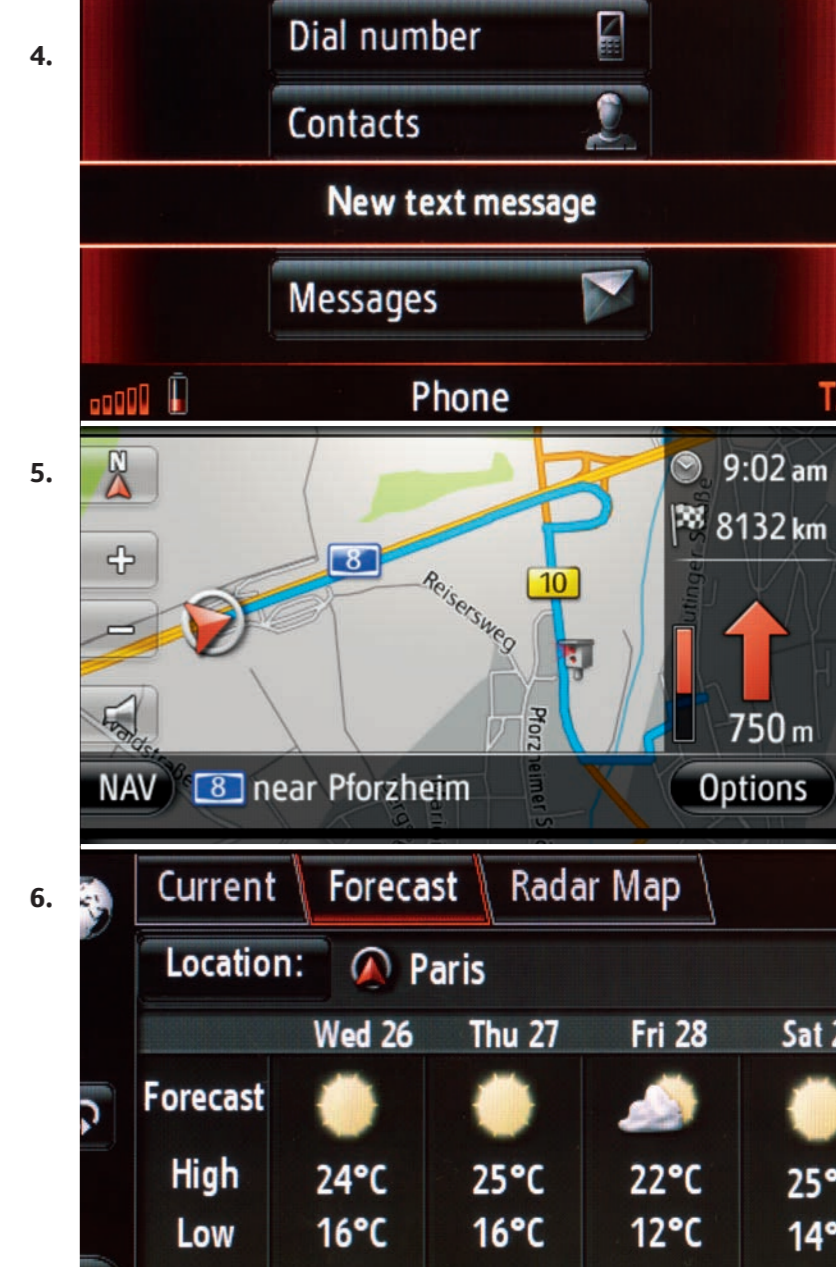
4. **Text messaging** Use advanced Bluetooth®⁵ to send and receive SMS messages when it's safe to do so, with customisable templates available to minimise distraction.

⁵ Bluetooth® MAP profile required on your mobile phone.

5. **Full map satellite navigation** Plot your route with advanced, easy-to-update satellite navigation. Includes speed limit and safety camera warnings.

6. **Connected services** Enhanced connectivity⁶: online local search, plus applications including Fuel, Parking Information and Weather.

⁶ Requires compatible mobile device and tethering.



A win-win choice of engines

Choose from two capable and efficient turbodiesel D-4D engines. The 2.5 litre version is available with the HL₂ and HL₃ grades; the 3.0 litre is available in the Invincible grade with 4WD and a choice of 5-speed manual or automatic transmission.

Both deliver excellent low speed torque and high speed power, and are equipped with a Diesel Particulate Filter (DPF) to minimise emissions.

| 2.5 litre diesel D-4D 5 M/T 4WD | 3.0 litre diesel D-4D[§] 5 A/T 4WD | 5 M/T 4WD |
|---|---|-------------------------------------|
| Power 144 DIN hp | 171 DIN hp | 171 DIN hp |
| Fuel consumption* 38.7 mpg | 32.8 mpg | 36.7 mpg |
| CO₂ emissions* 194 g/km | 227 g/km | 203 g/km |
| Maximum torque 343/ 1600–2800 Nm/rpm | 360/ 1400–3200 Nm/rpm | 343/ 1400–3400 Nm/rpm |
| Available on HL ₂ and HL ₃ | Available on Invincible | |

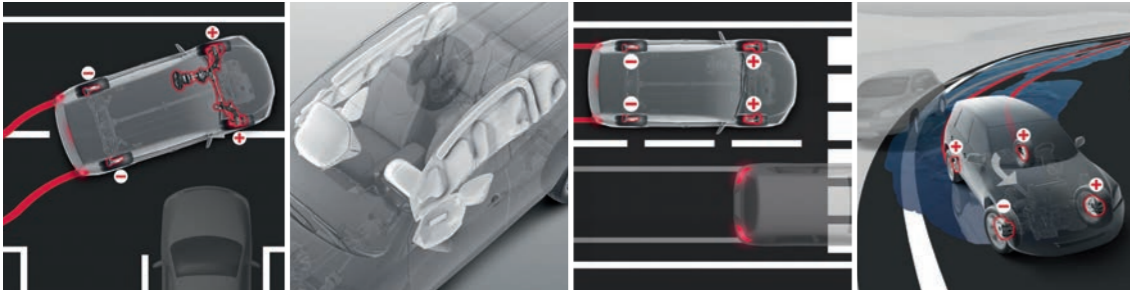
M/T = Manual transmission A/T = Automatic transmission
* Combined cycle. § Double Cab only.

Model shown: Hilux Single Cab HL₂ in Pure White.



Totally committed to your safety

Active and passive safety features ensure that Hilux performs as strongly in this field as it does in every other. To keep you safe, systems include Anti-lock Braking System (ABS) with Electronic Brake force Distribution (EBD), Brake Assist (BA), Traction Control (TRC), Vehicle Stability Control (VSC)* and Limited Slip Differential (LSD). And if an accident does occur, up to six SRS airbags* help to protect you and your passengers.



Anti-lock Braking System (ABS) with Electronic Brake force Distribution (EBD)

ABS prevents wheels from locking while braking, while EBD optimises brake force distribution. Together they help to maintain control.

Supplemental Restraint System (SRS) airbags

Fitted with up to six airbags*, including SRS airbags for driver and passenger, side airbags and curtain shield airbags for front and rear passengers.

Brake Assist (BA)

If you attempt an emergency stop, BA will detect this and instantly apply additional brake pressure. This enables ABS to work to its maximum potential and bring you to a stop more quickly.

Vehicle Stability Control (VSC)

VSC automatically activates each individual brake as needed and controls engine output to help maintain stability and prevent skidding when turning sharply or cornering on slippery road surfaces.



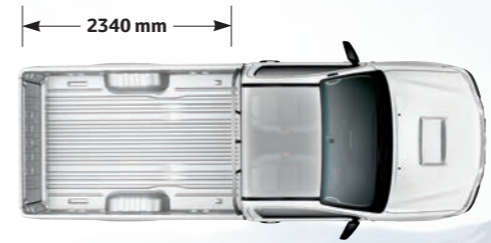


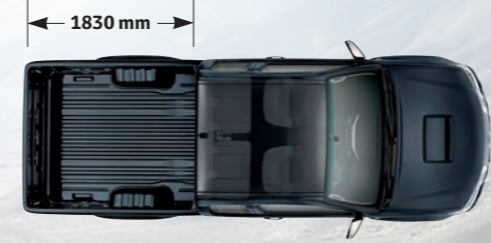



* VSC and 6 airbags only available on Invincible. Driver and passenger front airbags on all grades.

Model shown: Hilux Double Cab Invincible in Deep Titanium.



Choose the Hilux to suit your needs

Everyone's needs are different. That's why Hilux is available with a choice of three body styles, two engine options and three different grades.

| | | | Payload | Grade | Engine | Drive | Transmission |
|--|--|--------------|--|--------------------------------------|--------|--|--------------|
| Hilux Single Cab   <p>Non UK specification vehicle shown.</p> |  | 820 kg | HL ₂ | 2.5 litre diesel | 4WD | Manual | |
| Hilux Extra Cab   |  | 1050 kg | HL ₂ | 2.5 litre diesel | 4WD | Manual | |
| Hilux Double Cab   |  | 1045–1060 kg | HL ₂ , HL ₃ , Invincible | 2.5 litre diesel 3.0 litre diesel | 4WD | Manual (2.5 & 3.0 litre) Automatic (3.0 litre only) | |

Hilux Single Cab



Hilux Extra Cab



Hilux Double Cab



Single Cab only.



Hilux HL₂

Main features

- 16" steel wheels
- Heated, electric door mirrors
- Grey PVC front bumper
- Rear steel bumper
- Front and rear mudguards
- Ladder rack
- Exterior deck lashing hooks
- Rear under-run protector

HL₂ is available in Single Cab, Double Cab and Extra Cab bodystyles.

Hilux HL₃

Main features (additional to HL₂)

- 15" alloy wheels
- Body-coloured bumper and side overfenders
- Side steps
- Chrome rear bumper
- Chrome, heated, electric mirrors with integrated indicators
- Headlamp cleaners
- Front fog lamps
- Chrome door handles
- Rear privacy glass

HL₃ is available in Double Cab bodystyle.

Hilux Invincible

Main features (additional to HL₃)

- 3.0 D-4D 171hp engine with manual or automatic transmission
- 17" alloy wheels
- Chrome side bars with integrated steps
- Dusk-sensing headlights

Invincible is available in Double Cab bodystyle.



home



previous



next



index



show menu



print



zoom in



zoom out



save



help

Book a
Test Drive



Your
Dealer



Sign up to our
Newsletter





Hilux HL₂ interior shown.



Hilux Invincible interior shown.



Hilux HL₂

Main features

- Manual air conditioning
- Hard-wearing seat fabric
- Remote central locking
- CD/radio with iPod®/MP3 connectivity
- Auto Disconnect Differential
- Rear Differential Lock
- ABS

Hilux HL₃

Main features (additional to HL₂)

- Toyota Touch audio system
- Rear-view camera monitor
- Bluetooth® hands-free connectivity
- Leather steering wheel with audio controls
- Leather gear stick cover
- Velour seat trim
- Silver inserts on dashboard and steering wheel
- Multi-information display

Hilux Invincible

Main features (additional to HL₃)

- Automatic climate control air conditioning
- Sports front seats
- Cruise control
- Vehicle Stability Control (VSC)
- Brake Assist (BA)
- Electronic Brake Distribution (EBD)
- 6 airbags: 2 front (driver and passenger), 2 side and 2 curtain airbags

Wheels and trims



16" steel wheels
205/70R/16
Standard on HL₂



15" alloy wheels
255/70R/15
Standard on HL₃



17" alloy wheels
265/65R/17
Standard on Invincible



Acadia grey cloth
Standard on HL₂



Patagonia grey velour
Standard on HL₃
and Invincible



Kenai grey leather
Optional on Invincible

Colours

Nine durable paintwork options complete the Hilux look. Available on all bodystyles.



040 Pure White



1C0 Silver Steel*



1E9 Graphite Grey*



1H2 Deep Titanium*



209 Eclipse Black*



3E5 Sunburst Red



5A7 Aztec Gold*



653 Kielder Green*^



8T7 Island Blue*

Vehicles shown with optional side steps. * Metallic paint. ^ Only available in double cab.

Option packs

Style pack (HL₃ and Invincible)

Toyota style accessories offer freedom to express yourself. You can be as subtle or as bold as you like. Importantly, all Toyota accessories are designed to complement each other and add to your car's rugged appeal.

1. Front guard and underguard

The soft-touch polyurethane front guard will provide protection, good looks and pedestrian safety. The pack is completed with a stylish silver finish underguard to protect the underbody against stone chips.

2. Chrome door handle garnish

Chrome-finished for an extra touch of style.

3. Scuff Plates

Interior style combined with protection for the door sill paintwork.

Towing pack (all grades)

Attaches to your car's body for maximum towing stability and is ideal for a small boat, caravan or trailer. It is purpose-designed for your vehicle and has a tough, anti-corrosion surface treatment.

Flanged tow bar

The tow bar has a towing capacity of up to 2800 kg, depending on your car's engine type and is fitted with a 7P/12N or 13-pole wiring kit.



Option packs

Protection pack (HL₃ and Invincible)

1. Parking system

When space is at a premium, you'll find the guidance given by Toyota parking systems a big help in avoiding accidental scrapes. The Toyota parking aid system features ultrasonic sensors in the front and rear bumpers. These link to in-cabin alarms that grow progressively louder the closer you get to obstacles. Importantly, the front and rear alarms have different tones and can be switched off when not required. A cancellation switch is included for use when towing.

Toyota parking assist, with its rear-view camera, can be used independently or in combination with the parking aid sensor system.



Sport Deck (HL₃ and Invincible)

2. Hi-over Sports bar

The chrome finish tubular design adds to the Hilux's rugged appeal.

3. Under-rail bed liner

Made of high density rigid polyethylene to protect the deck bed and side panels.

4. Roll 'n' lock cover and rails

The lockable slatted aluminium design can be rolled back for quick access.



Tailored Leather Interior (Invincible only)

5. Tailored leather interior

There's nothing to compare with the luxury, comfort and practicality of a Toyota leather interior. The seats and handbrake are quality made of the finest materials to create a presentation that's as good to look at as it is to sit in. The leather effect padded armrest complements the leather interior.



Accessories

Hilux for work, for play and for exploring those wide open spaces. However you live with your Hilux, genuine Toyota accessories make even more of the occasion. With Toyota accessories you have choices to tailor your car to the way you like things to be.

Audio

iPod® video cable for playback (for use when vehicle is stationary – HL₂)

Body exterior

Door handle protection film
Bonnet deflector
Wind deflectors, front set

Convenience

Bluetooth® hands-free system – HL₂
Navibox (addition for touch screen audio)
TNS350 satellite navigation – HL₂
SD card (Europe map) for TNS350 satellite navigation
Rear camera linked to navi
Toyota Park Assist rear, set of 4 sensors
Toyota Park Assist cancellation switch, for use when towing

Interior trim

Chrome automatic shift trim
Chrome combimeter trim – HL₂ and HL₃
Leather hand brake lever (black)
Padded armrest
PVC seat cover – HL₂ and HL₃
Rubber mats, full set
Scuff plates, aluminium – Double Cab
Sport seat – Slate grey single tone with 'Invincible' embossed on headrests – Invincible
Tailored canvas seat covers
Universal ashtray kit
Velour carpet mats, Anthracite, full set

Lights

Front fog lamps

Load space

Bed extender, tubular frame around the deck with tailgate open
Bed liner – plastic (inner rail)
Bed liner – plastic (inner rail) for shortened tailgate – Extra Cab and Double Cab
Bed liner, aluminium (under-rail)
Bed liner, plastic
Bed rug liner – Extra Cab and Double Cab
Cargo manager – to be ordered with Roll 'n' Lock
Dry gate, tailgate protective rubber
Hard top with side doors
Hard top, Commercial
Hard top, Leisure, Double Cab, with pop-out glass side windows
Truckman hard top, colour coded
Truckman hard top, shown on Single Cab
Truckman hard top, with optional twin side access doors
Truckman hard top, with rear lockable tailgate
High-over bar, stainless steel, compatible with bed liner only
Tailgate film
Tonneau cover, aluminium
Tonneau cover, hard – Double Cab
Tonneau cover, Roll 'n' Lock
Tonneau cover, Roll 'n' Lock rails for High-over bar
Tonneau cover, Roll 'n' Lock standard rails
Tonneau cover, soft – Double and Extra Cab
Utility box for deck

Locks

TRACKER Stolen Vehicle Tracking systems – Monitor & Locate Vehicle Security system

Roof

Roof rack (load capacity 75 kg) – Double Cab models only
The following accessory holders can be fitted with the above roof rack:
Bicycle holders, various
Boat holder
Fixation straps
Kayak holders, various
Load stop
Luggage boxes, various
Platforms, various
Ski and snowboard holders, various
Ski boxes, various (require mounting kit)
Surfboard holder

Safety

Child restraint seat, Babysafe, Group G0+, approx. up to 15 months (up to 13 kg) – Double Cab only
Child restraint seat, Group G1 Plus, approx. 8 months to 4 years (9–18 kg)
Child restraint seat, Kid, Group G2/3, approx. 3–12 years (15–36 kg)
Safety kit, comprising warning triangle, reflecting jacket and first aid kit in zipped holdall
Tyre repair kit

Style

Tailgate brake light chrome cover
Chrome air intake trim
Chrome fog lamp trim
Door handle chrome trim (set of 4)
Front grille, chrome
Front guard
Front underguard
Headlamp chrome trims
Rear lamp chrome trims

Towing

Tow bar, flanged
Ball and hitch for flanged tow bar
Optional ball and pin
Wiring kit 13-pin electrics
Wiring kit 7+type electrics
Wiring kit adapter 13-pole (car) to 12N-12S (for trailer)
Wiring kit adapter from 7-pole (car) to 13-pole (for trailer)
Rear bicycle holder, fits to Toyota tow bar

Wheels

Alloy wheels 15" Arizona – HL₃
Alloy wheels 15" Ozark – HL₃
Alloy wheels 17" Rica – Invincible
Locking wheel nuts



Style

Toyota Style accessories, in addition to the Style pack, offer freedom to express yourself. You can be as subtle or as bold as you like. Importantly, each accessory is designed to complement each other and add to your car's rugged appeal.

1. Tailgate brake light cover

A distinctive dash of chrome to enhance the tailgate's central brake light.

2. Front fog lamp trim

Complements your car's front fog lamps and bumper with a stylish chrome detail.

3. Chrome air intake

Complements the flowing lines of the Hilux's contoured bonnet.

4. Door handle trim

Chrome-finished for an extra touch of style.

5. Front grille

The stylish chrome finish adds distinction for town and country alike.

Genuine Toyota alloy wheels make a bold statement about quality, style and individuality. Each design is precision engineered to combine strength and durability with optimal balance for assured road-holding.



Adaptable

With a Toyota hard top you get great looks and cargo protection in equal measure. An ingenious clamping system creates a weather-proof seal while also enabling easy removal of the top when an open bed is required.

1. Hard top with windows

Stylish design featuring an interior light, interior fabric cladding, side windows and a hinged rear window.

2. Hard top with side doors

Side doors and a top-hinged rear window enable easy cargo access. The inside features a light fabric cladding.

3. Commercial hard top

Made with extra strength and durability for rugged business uses. Featuring a top-hinged rear window.

Accessory alloy wheels and side bars fitted on vehicles illustrated.

01



02



03



Versatile

Truckman hard tops offer the following benefits for your Hilux.

Standard features and specifications

- 3-year Truckman warranty
- Interior flow-coat gel finish
- Toughened glass
- Two-way lockable aluminium framed tailgate
- Roof load capacity 55 kg
- Bolt fixation for added strength
- Fits with existing ladder rack/cabin protector
- White smooth finish (paint match at extra cost)
- Steel corner reinforcements
- External locking handle for load security
- Opening assisted by gas struts
- Built-in ladder rests

Optional features

- Painted in any colour*
- Security grille for rear window
- Solid rear door
- Side access doors, either or both sides
- Side windows, fixed
- Side windows, sliding
- Pop-up roof vent
- Rotating roof vent

* Please specify if you require a colour-coded hard top when placing your order.

1. Colour-coded Truckman hard top on Invincible

2. Truckman hard top with rear lockable tailgate

3. Truckman hard top with optional twin side access doors

4. Truckman hard top on Single Cab

01



02



03



04



Versatile

The carrying capability of the Hilux is legendary. You can simply load up and take off through town or country to distant horizons. Toyota deck bed accessories make the journey safer, easier and more secure.

1. Bed extender

Clips onto deck hooks and around the dropped tailgate to secure long loads.

2. Aluminium bed liner and wheel arch protection

The ultimate in hard-wearing protection for the bed floor of your Hilux, with added wheel arch protection for use with the aluminium bed liner.

3. Bed rug liner

Looks like carpeting, but withstands heavy loads, mud and grease. Perfect with hard tops.

4. Dry gate

Seals the tailgate against water and dust. For use with hard tops and the bed rug liner.

5. Cargo manager*

Clips in place to divide the cargo area. Swivels upwards for long load (only in combination with Roll 'n' Lock tonneau cover).

6. Inner bed liner

High density polyethylene liner for guarding against paintwork scratching.



* Except HLz.

Versatile

1. Aluminium tonneau cover*

Secures cargo in the bed and can take another load on top. Natural aluminium finish.

2. Roll 'n' Lock tonneau cover[§]

The lockable slatted aluminium design can be rolled back for quick access.

3. Hard tonneau cover*

Tough practicality with a lockable hinged lid. Can be painted to match your car.

4. Tailgate film*

Tough transparent film for protecting the paintwork when loading or unloading.

5. Soft tonneau cover[§]

Made of tough black polyester. Secures on holding screws and across a torsion bar.

6. Utility box

Fixes firmly in place to provide convenient lockable extra storage.

* Except single cab.

[§] Except HL₂.



Practical

Your Hilux is designed to be tough, practical and very stylish. So too with Toyota accessories. The range gives you choices to add extra comfort and safety no matter the weather and road conditions.

1. Bonnet deflector

Aerodynamically shaped to deflect spray and mud away from the windshield.

2. Fog lamps

Style and practicality combine for safer driving in bad weather.

3. Wind deflectors

Minimise in-car wind noise and turbulence when driving with open windows.

4. Rubber floor mats

The ultimate tailored floor protection against mud, water, dirt and grime.

5. Velour mats


Stylish good looks and great protection.

6. Padded armrest

Added storage and comfort with the style and looks of a luxury car.

7. PVC seat cover

Hard-wearing Toyota PVC seat covers to protect your car's upholstery.



Dimensions and weights

| DIMENSIONS | Single Cab | Extra Cab | Double Cab |
|-----------------------------|-----------------------|--|---|
| Length (mm) | 5260 | 5260 | 5260 |
| Width (mm) | 1760 | 1760 | 1835 with overfenders 1760 without overfenders |
| Height (mm) | 1795 | 1835 | 1850 (1860 with 17" wheels) |
| Wheelbase (mm) | 3085 | 3085 | 3085 |
| Front and rear tread (mm) | 1510 | 1510 (with 16" wheels) 1540 (with 15" wheels) | 1510 (with 16" wheels) 1540 (with 17" or 15" wheels) |
| Minimum turning radius: (m) | 6.2 (tyre)–6.6 (body) | | |
| Deck space | | | |
| Deck height (mm) | 450 | 450 | 450 |
| Deck length (mm) | 2340 | 1830 | 1545 |
| Deck width (mm) | 1520 | 1515 | 1515 |

| WEIGHTS | Single Cab | Extra Cab | Double Cab |
|-------------------------------------|------------|-----------|-----------------------------------|
| Kerb weight (kg) | 1910 | 1960 | 1995 (2020–2030 for 3.0 litre) |
| Gross vehicle weight (kg) | 2730 | 3010 | 3040 (2.5 litre) 3080 (3.0 litre) |
| Towing capacity with brakes (kg) | 2500 | | |
| Towing capacity without brakes (kg) | 750 | | |
| Gross train weight (kg) | 5530 | 5810 | 5840 (2.5 litre) 5880 (3.0 litre) |
| Payload (kg) | 820 | 1050 | 1045 (1060–1050 for 3.0 litre) |

Measurements shown for Double Cab with overfenders and 17" wheels. Widths shown exclude door mirrors.



1510 mm

1760 mm



3085 mm

5260 mm

1795 mm



1510 mm

1760 mm



1540 mm

1760 mm



3085 mm

5260 mm

1835 mm



1540 mm

1760 mm



1540 mm

1835 mm



3085 mm

5260 mm

1860 mm



1540 mm

1835 mm

Specifications

| ENVIRONMENTAL PERFORMANCE | 2.5 litre D-4D 4WD 5 M/T Single Cab/Extra Cab/ Double Cab | 3.0 litre D-4D 4WD 5 M/T Double Cab | 3.0 litre D-4D 4WD 5 A/T Double Cab |
|---|--|---|---|
| Fuel consumption (EU directive EC 715/2007 as last modified by directive EC 692/2008E) | | | |
| Combined driving (mpg) | 38.7 | 36.7 | 32.8 |
| Urban driving (mpg) | 32.9 | 29.7 | 25.9 |
| Extra urban driving (mpg) | 42.8 | 42.2 | 38.7 |
| Recommended fuel grade | Diesel (48 cetane or more) | Diesel (48 cetane or more) | Diesel (48 cetane or more) |
| Fuel tank capacity (litres) | 80 | 80 | 80 |
| Carbon dioxide, CO₂ (EU directive EC 715/2007 as last modified by directive EC 692/2008E) | | | |
| Combined driving (g/km) | 194 | 203 | 227 |
| Urban driving (g/km) | 228 | 248 | 286 |
| Extra urban driving (g/km) | 173 | 178 | 193 |
| Exhaust emissions (EU directive 70/220/EEC as last modified by directive 2003/76/EC) | | | |
| Euro class | Euro 5 | Euro 5 | Euro 5 |
| Carbon Monoxide, CO (g/km) | 0.2807 | 0.4049 | 0.3552 |
| Hydrocarbons, HC (g/km) | – | – | – |
| Nitrogen Oxides, NOx (g/km) | 0.1918 | 0.2064 | 0.2306 |
| Hydrocarbons, HC & Nitrogen Oxides, NOx (g/km) | 0.2188 | 0.2447 | 0.2325 |
| Particulates, PM (g/km) | 0.00046 | 0.00109 | 0.00093 |
| Noise (drive-by) (Directive 70/157/EEC as last modified by directive 1999/101/EC) | | | |
| Noise dB(A) | 73 | 74 | 70 |

The fuel consumption and CO₂ values are measured in a controlled environment, in accordance with the requirements of Directive 80/1268/EEC incl. its amendments, on a basic production vehicle. For further information, or if you are interested in buying a basic production vehicle, please contact your local Toyota Centre. The fuel consumption and CO₂ values of your vehicle may vary from those measured. Driving behaviour as well as other factors (such as road conditions, traffic, vehicle conditions, installed equipment, load, number of passengers, etc.) play a role in determining a car's fuel consumption and CO₂ emissions.

A/T = Automatic transmission M/T = Manual transmission * 227 mm with 17" wheels.

| ENGINES | 2.5 litre D-4D 4WD 5 M/T | 3.0 litre D-4D 4WD 5 M/T | 3.0 litre D-4D 4WD 5 A/T |
|-------------------------|--------------------------------|--------------------------------|--------------------------------|
| Engine code | 2KD-FTV | 1KD-FTV | 1KD-FTV |
| Number of cylinders | 4 in line | 4 in line | 4 in line |
| Valve mechanism | 16 valve DOHC | 16 valve DOHC | 16 valve DOHC |
| Fuel injection system | Direct injection common rail | Direct injection common rail | Direct injection common rail |
| Displacement (cc) | 2494 | 2982 | 2982 |
| Bore & stroke (mm x mm) | 92.0 x 93.8 | 96.0 x 103.0 | 96.0 x 103.0 |
| Compression ratio | 15.6:1 | 15.0:1 | 15.0:1 |
| Maximum output (kW/rpm) | 144 DIN hp (106/3400) | 171 DIN hp (126/3600) | 171 DIN hp (126/3600) |
| Maximum torque (Nm/rpm) | 343/1600–2800 | 5 M/T 343/1400–3400 | 5 A/T 360/1400–3200 |

| PERFORMANCE | 2.5 litre D-4D 4WD 5 M/T | 3.0 litre D-4D 4WD 5 M/T | 3.0 litre D-4D 4WD 5 A/T |
|---------------------|--------------------------------|--------------------------------|--------------------------------|
| Maximum speed (mph) | 106 | 106 | 109 |
| 0–100 km/h (secs) | 13.3 | 12.1 | 12.0 |

| OFF-ROAD PERFORMANCE | Single Cab 4WD | Extra Cab 4WD | Double Cab 4WD |
|---------------------------------------|-------------------|------------------|-------------------|
| Minimum running ground clearance (mm) | 212 | 212 | 212* |
| Approach angle (°) | 30 | 30 | 30 |
| Departure angle (°) | 22 | 22 | 22 |
| Ramp break over angle (°) | 25 | 25 | 25 |

Specifications

| TRANSMISSION | HL ₂ (Single Cab, Extra Cab, Double Cab) | HL ₃ (Double Cab) | Invincible (Double Cab) |
|--------------|--|---------------------------------|----------------------------|
| Gearbox type | 5 M/T | 5 M/T | 5 M/T and 5 A/T* |
| Drive type | 4x4 | 4x4 | 4x4 |

| BRAKES | |
|--------|------------------------|
| Front | Ventilated discs |
| Rear | Leading/trailing drums |

| TYRES AND WHEELS | Single Cab | Extra Cab | Double Cab | | |
|----------------------------|------------------------|------------------------|------------------------|------------------------|-------------------|
| | 4WD HL ₂ | 4WD HL ₂ | 4WD HL ₂ | 4WD HL ₃ | 4WD Invincible |
| 16" steel wheels 205/70R16 | ● | ● | ● | – | – |
| 15" alloy wheels 255/70R15 | – | – | – | ● | – |
| 17" alloy wheels 265/65R17 | – | – | – | – | ● |

● = Standard ○ = Optional – = Not available
 A/T = Automatic transmission M/T = Manual transmission
 * Only on 3.0 litre Double Cab.

Equipment

| EXTERIOR | Single Cab | Extra Cab | Double Cab | | |
|---|------------------------|------------------------|------------------------|------------------------|-------------------|
| | 4WD HL ₂ | 4WD HL ₂ | 4WD HL ₂ | 4WD HL ₃ | 4WD Invincible |
| Front bumper: material colour | ● | ● | ● | – | – |
| Front bumper: colour-keyed | – | – | – | ● | ● |
| Rear bumper: grey steel painted | ● | ● | ● | – | – |
| Rear bumper: chrome plated | – | – | – | ● | ● |
| Side steps | – | – | – | ● | ○ |
| Side bars with steps | – | – | – | – | ● |
| Front grille: black with chrome surround | ● | ● | ● | – | – |
| Front grille: smoked chrome with chrome surround | – | – | – | ● | ● |
| Overfenders: colour-keyed | – | – | – | ● | ● |
| Front and rear mudguards | ● | ● | – | ● | ● |
| Door handles: black | ● | ● | ● | – | – |
| Door handles: chrome | – | – | – | ● | ● |
| Door mirrors: black, heated and electric | ● | ● | ● | – | – |
| Door mirrors: chrome, heated and electric with integrated indicator | – | – | – | ● | ● |
| Deck guard frame with stopper | ● | ● | ● | – | – |
| Tie-down hooks | ● | – | – | – | – |
| Front fog lamps | – | – | – | ● | ● |
| Slide-opening rear window | ● | – | – | – | – |

Equipment

| COMFORT | Single Cab | Extra Cab | Double Cab | | |
|--|---------------------|---------------------|---------------------|---------------------|----------------|
| | 4WD HL ₂ | 4WD HL ₂ | 4WD HL ₂ | 4WD HL ₃ | 4WD Invincible |
| Manual air conditioning | ● | ● | ● | ● | – |
| Automatic air conditioning | – | – | – | – | ● |
| 4-spoke urethane steering wheel and gear shift | ● | ● | ● | – | – |
| 4-spoke leather steering wheel with silver inserts | – | – | – | ● | ● |
| Leather gear shift knob and handbrake | – | – | – | ● | ● |
| Silver-coloured insert on centre cluster | – | – | – | ● | ● |
| Power door lock/wireless door lock | ● | ● | ● | ● | ● |
| Power window with auto down: driver | ● | ● | ● | ● | ● |
| Rear window demister | – | ● | ● | ● | ● |
| Dusk sensor | – | – | – | – | ● |
| Console box with lid | ● | ● | – | – | – |
| Console box with lid and rear cup holder | – | – | ● | ● | ● |
| Optitron meters | – | – | – | ● | ● |
| Multi-information display | – | – | – | ● | ● |
| Rear-view camera display on Toyota Touch | – | – | – | ● | ● |
| Cruise control | – | – | – | – | ● |
| Privacy glass | – | – | – | ● | ● |

● = Standard ○ = Optional – = Not available

* Toyota Touch & Go available on selected models only. Advanced Bluetooth® requires a compatible mobile device. Online in-car services require compatible mobile device and tethering. Mobile network data charges may apply dependent on your contract. These charges may vary; check with your service provider for details. Registration to Toyota customer portal is required. In-car applications can be downloaded from the Toyota customer portal and may incur additional charges.

| MULTIMEDIA AND INFORMATION | Single Cab | Extra Cab | Double Cab | | |
|---|---------------------|---------------------|---------------------|---------------------|----------------|
| | 4WD HL ₂ | 4WD HL ₂ | 4WD HL ₂ | 4WD HL ₃ | 4WD Invincible |
| Audio switches on steering wheel | – | – | – | ● | ● |
| 2-speaker radio/CD player | ● | – | – | – | – |
| 4-speaker radio/CD player | – | ● | ● | – | – |
| 6-speaker radio/CD player | – | – | – | ● | ● |
| USB/aux-in terminal for iPod® and MP3 player | ● | ● | ● | ● | ● |
| Toyota Touch: | | | | | |
| 6.1" touch screen | – | – | – | ● | ● |
| Full control of iPod® and MP3 player via the touch screen | – | – | – | ● | ● |
| Bluetooth® for hands-free calls and music streaming | – | – | – | ● | ● |
| Trip information and vehicle settings | – | – | – | ● | ● |
| Toyota Touch & Go: Toyota Touch, plus | | | | | |
| Navigation system with full European map coverage; traffic information; speed limits and safety camera warnings | – | – | – | ○ | ○ |
| Advanced Bluetooth® connectivity | – | – | – | ○ | ○ |
| Range of applications including Weather, Fuel Prices, Parking Information* | – | – | – | ○ | ○ |

Equipment

| 4X4 TECHNOLOGY | Single Cab | Extra Cab | Double Cab | | |
|------------------------------|---------------------|---------------------|---------------------|---------------------|----------------|
| | 4WD HL ₂ | 4WD HL ₂ | 4WD HL ₂ | 4WD HL ₃ | 4WD Invincible |
| Auto disconnect differential | ● | ● | ● | ● | ● |
| Rear differential lock | ● | ● | ● | ● | – |
| Limited slip differential | ● | ● | ● | ● | – |
| 4WD transfer lever and knob | ● | ● | ● | ● | ● |

| SEATS | Single Cab | Extra Cab | Double Cab | | |
|---|---------------------|---------------------|---------------------|---------------------|----------------|
| | 4WD HL ₂ | 4WD HL ₂ | 4WD HL ₂ | 4WD HL ₃ | 4WD Invincible |
| Separate front seats | ● | ● | ● | ● | ● |
| Front sport seats | – | – | – | – | ● |
| Rear seat with tip-up function | – | – | ● | ● | ● |
| Seat trim: Acadia hard-wearing fabric | ● | ● | ● | – | – |
| Seat trim: Patagonia luxury velour fabric | – | – | – | ● | ● |
| Seat trim: Kenai grey leather | – | – | – | – | ○ |

● = Standard ○ = Optional – = Not available

| SAFETY | Single Cab | Extra Cab | Double Cab | | |
|---|---------------------|---------------------|---------------------|---------------------|----------------|
| | 4WD HL ₂ | 4WD HL ₂ | 4WD HL ₂ | 4WD HL ₃ | 4WD Invincible |
| ABS | ● | ● | ● | ● | ● |
| VSC, EBD, BA | – | – | – | – | ● |
| 2 SRS front airbags: driver and passenger | ● | ● | ● | ● | – |
| 6 SRS front, side and curtain airbags: driver and passenger | – | – | – | – | ● |
| Headlamp cleaners | – | – | – | ● | ● |
| Child protection lock | ● | ● | ● | ● | ● |


| SECURITY | Single Cab | Extra Cab | Double Cab | | |
|--------------|---------------------|---------------------|---------------------|---------------------|----------------|
| | 4WD HL ₂ | 4WD HL ₂ | 4WD HL ₂ | 4WD HL ₃ | 4WD Invincible |
| Immobiliser | ● | ● | ● | ● | ● |
| Alarm | ● | ● | ● | ● | ● |
| Tailgate key | – | ● | ● | ● | ● |

Glossary

Learn more about the advanced engineering, sophisticated safety systems and hi-tech equipment that make Hilux a natural leader.



Supplemental Restraint System (SRS) airbags
The Hilux is fitted with six airbags. They include SRS airbags for both driver and passenger, side airbags and curtain shield airbags covering both the front and rear seat passengers.



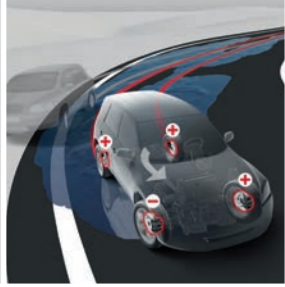
Brake Assist (BA)
If you attempt an emergency stop, BA will detect this and apply additional brake pressure. This enables ABS to work to its maximum potential.



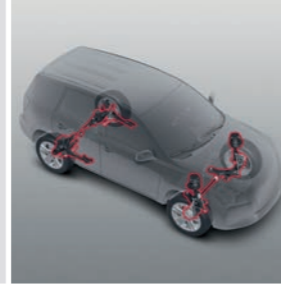
Traction Control (TRC)
If you accelerate too hard and cause the drive wheels to lose grip and begin spinning, TRC will automatically reduce engine power and control brake force to help restore traction.



Manual transmission
Toyota's manual transmissions are designed for precise, smooth gear changes. Efficiency can easily be maximised yet power is always at hand for overtaking. The result is an engaging and dynamic driving experience.



Vehicle Stability Control (VSC)
VSC automatically activates each individual brake as needed and controls engine output to help maintain stability and prevent skidding when turning sharply or cornering on slippery road surfaces.



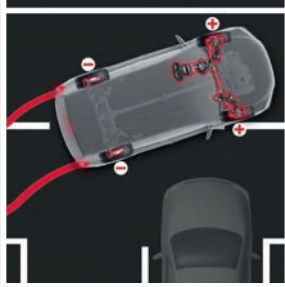
Front and rear suspension
For Toyota's heavy-duty vehicles, suspension is designed with strength and endurance in mind. From leaf springs and semi-trailing arm systems to double-wishbone front suspension, every combination delivers optimum performance and ride comfort.




2.5 D-4D
Matched with 2WD or 4WD, the 2.5 D-4D engine provides optimum power and torque. Lower engine friction maximises fuel efficiency and reduces emissions, while noise and vibration have been minimised for greater comfort.



Automatic transmission
Toyota's automatic transmissions offer a smooth, effortless drive with minimal driver effort. Gear changes are quick and responsive, and additional manual modes enable greater control if required. Automatic transmissions are engineered for the best balance of performance and economy.



Anti-lock Braking System (ABS) with Electronic Brake force Distribution (EBD)
ABS prevents the wheels from locking while braking. EBD complements this by optimising brake force distribution between each wheel to compensate for different loads. Together the two systems help you to maintain steering control when braking heavily.



Dusk sensor
The dusk sensor monitors light levels and automatically switches on the headlights when the light is low.



3.0 D-4D
The 3.0 litre D-4D diesel engine offers power when you need it. This is balanced with efficiency and clean diesel technology, with fuel injected at high pressure for superior performance and a smoother driving experience.



Toyota Touch
Toyota Touch is a 6.1" colour touch screen with multimedia capabilities that displays vehicle information, and is also linked to a rear-view camera for safer reversing.

Owning a Hilux

Intelligent design

The Hilux is designed and engineered to minimise the maintenance overhead. There are fewer parts that require servicing and those that do are inherently durable to extend service intervals. Equally important is that Hilux technology is made easily accessible so that maintenance labour time can be minimised. These features combine with the highly competitive pricing of Toyota parts to ensure the lowest cost of maintaining your Hilux in an ideal working condition.

Toyota quality service

Your Toyota Centre will talk you through the Hilux 'Health and Safety' maintenance programme. The programme is very straightforward and designed for your convenience. In effect, your Hilux needs a full Health and Safety check, dependent on driving style and conditions, up to once every two years or 20,000 miles (whichever comes sooner). An intermediate Health and Safety check is necessary every year or 10,000 miles.

Toyota warranties

We are confident that every Hilux is so well built that each car comes with a three-year or 60,000-mile vehicle warranty covering any mechanical failure. In addition, the paintwork, no matter which colour you choose, is also guaranteed against imperfections for three years (one year for the deck panel). Finally, the body as a whole is guaranteed for six years against corrosion perforation (three years for the deck panel).

Toyota genuine parts

The Hilux is designed to minimise the cost of accident repair. Energy-absorbing elements are built into the bumpers, expensive-to-replace parts are located away from damage zones, and commonly damaged body parts are bolted rather than welded. As a result, the extent of damage is limited and damaged parts are easy to remove, replace or repair. Ultimately, this means very low parts and labour charges.

Added security

The Hilux's security system withstands the insurance industry's rigorous five-minute attack test and provides excellent protection. Both the alarm system and engine immobiliser are approved by Europe's major insurance companies.

Toyota accessories

Toyota accessories are designed and manufactured with the same care, quality and attention to detail as Toyota vehicles. Tailor-made for your Toyota, they fit perfectly and add a personal touch of style, comfort and practicality. And because they've been tested under the most severe conditions, you can have complete confidence in their reliability and durability. To add to the reassurance, every genuine Toyota accessory has a three-year warranty*.

Toyota Roadside Assistance

When you buy a Toyota you automatically receive 12 months' AA Roadside Assistance in the UK and Europe, free of charge. As an owner you will also benefit from specially negotiated offers and promotions on a whole host of exciting leisure and motoring activities. To find out more visit www.toyota.co.uk/owners

Toyota Motor Insurance

Toyota Motor Insurance is available for Toyota owners at competitive premiums. To obtain details of the benefits included and to arrange a quotation, please contact your local Toyota Centre or call 0800 350 500.

Toyota Warranties

Every new Toyota comes with a three-year/60,000-mile manufacturer's warranty, covering your car against the unlikely event of a manufacturing defect causing a mechanical fault. It includes coverage for paint and surface rust for three years, unlimited mileage and a six-year anti-perforation warranty.

After the initial warranty period has ended, you can extend your warranty until the vehicle is seven years old – choosing from a range of packages to suit your vehicle and your needs. All of our warranties cover the main component parts of the vehicle[§], meaning that you pay for nothing beyond routine servicing and maintenance, so there are no unexpected bills to pay.

Flexible Finance from Toyota Financial Services

When choosing your new vehicle you will make sure you choose the right model, the right specification and the right colour to suit you. Choosing how you finance your vehicle is just as important. Our range of finance plans has been designed with simplicity in mind to make funding your vehicle as easy as driving it.

All our plans offer easy budgeting and peace of mind, and **AccessToyota** brings these and other benefits together in one flexible package. **AccessToyota** is a finance plan that puts you in control. You don't have to worry about finding a large deposit as you agree the amount of deposit that you want to pay and choose your repayment term from 2 to 3 years. What makes **AccessToyota** different is that Toyota Financial Services (TFS) give your vehicle the security of a guaranteed future value (GFV) which is your optional final payment, deferred to the end of the agreement. Affordable monthly payments are yours to enjoy as your repayments are based on the vehicle selling price less your deposit and the GFV/ optional final payment, plus the cost of borrowing. In addition, you can have reassurance against the risk of a fall in used vehicle prices, knowing the minimum amount your Toyota will be worth at the end of your agreement is guaranteed at TFS. Then when your agreement comes to an end you have three flexible choices:

- Part exchange your vehicle for a brand new Toyota
- Pay your final payment (the GFV) and take full ownership of the vehicle[§]
- Simply hand the vehicle back with nothing more to pay**

Ask your Toyota Centre to show you how **AccessToyota** could be the best choice for you.

Flexible Finance for all Toyota customers

Whatever your needs, to complement **AccessToyota**, TFS has a full range of finance options. From traditional Hire Purchase to Contract Hire and Leasing. Whether you're a private motorist with a fixed monthly budget in mind or a business customer looking for VAT-efficient funding options, just discuss your individual requirements with your Toyota Centre. They will be pleased to show you how convenient and competitive Toyota Financial Services can be.

Toyota Financial Services, Great Burgh, Burgh Heath, Epsom, Surrey, KT18 5UZ.

Finance subject to status to over 18s only. Indemnities may be required. Terms and conditions apply.

TFS is authorised and regulated by the Financial Services Authority.

* Check with your Centre for specific warranty details.

[§] With the exception of batteries, corrosion of exhaust and damage or wear to the interior. Please refer to our Terms and Conditions for full details.

[§] On payment of the option-to-purchase fee. Finance subject to status to over 18s.

** Subject to mileage and fair wear and tear conditions being met.

FINANCIAL SERVICES |  TOYOTA

Toyota takes great pride in constantly improving environmental performance.



- National sales centres
- Logistics centres – vehicles
- Logistics centres – accessories/spares
- Production sites
- Supporting companies
- Training centres

As a worldwide corporation we aim to be wherever our customers need us, and therefore we have a strong presence in Europe. This shortens delivery distances and results in substantial time savings that are good for you and the environment.



Designing your car

Each design detail on our vehicles is analysed to ensure the lowest possible environmental impact throughout its life cycle. This meticulous approach has led to an array of innovative features on our cars that contribute to environmental efficiency.

Less CO₂ used to build a Hilux since 2002

Making your car

At Toyota, every effort is made to ensure environmental efficiency throughout the manufacturing process.



Getting vehicles and parts to you

Toyota is always looking to employ the most efficient and environmentally friendly logistical and delivery methods.



Selling and servicing your car

We have developed a sustainable Toyota Centre programme to reduce energy, water and waste emissions generated across our network. This covers everything from rainwater recycling, introducing additional roof insulation and using renewable energy at new Toyota Centres, as well as carrying out energy audits to identify efficiency improvements at existing Centres.

95% of your Hilux is recoverable

The end of the road for your vehicle?

Toyota always designs and manufactures its vehicles with an eye on the three Rs: reduce, reuse and recycle. For example, 100% of materials are coded and four heavy metals have been eliminated completely in accordance with 2000/53/EC. In addition, our environmental policy means that we offer Toyota drivers new and innovative ways of returning their old car. For more information visit: www.toyota.co.uk or contact your local Toyota Centre.

20-30% less fuel and CO₂

Drive thoughtfully

Drive your car in the right way and you could reduce your fuel bill and your CO₂ emissions by around 20-30%.

01. Remove any extra weight and roof load.
02. Plan your route and avoid detours.
03. Avoid using your car for short journeys.
04. Check your tyre pressure regularly.
05. Service your car according to the owner's manual.
06. Shift up gear earlier.
07. Only use air conditioning when necessary.
08. Follow and anticipate traffic flow.
09. Keep your windows closed.
10. Switch off your engine if you have to wait longer than 60 seconds.

To experience the new Hilux or for more information, please contact your local Toyota Centre or visit our website toyota.co.uk/hilux

Help

Using the navigation bar

A navigation bar is provided at the bottom of each page of this e-brochure to make browsing it easy. Please follow the simple instructions to navigate through this e-brochure.



Takes the document back to the beginning.



This will take the document to the previous page.



This will take the document to the next page.



This will allow the Acrobat toolbar to be visible if pressed once and it will also make it disappear if already visible.



This will save the whole document to your computer.



This will zoom in on the document so smaller text etc will be easier to read. To zoom in further, click the icon again. If the menu bar is not visible then use your mouse by clicking the left hand button and moving it.



This will zoom out of the document. To zoom out further, click the icon again. If the menu bar is not visible then use your mouse by clicking the left hand button and moving it.



This will print out the full brochure to your printer. Please note that if you have a colour printer this document will print in full colour.

Whilst every effort is made to reproduce accurate information, we reserve the right to change specifications, equipment and availability without prior notice. • This brochure cannot be regarded as infallible (some of the vehicles shown may not be to exact UK specification), and as such does not constitute an offer for sale of any particular vehicle or specification. Fuel consumption values quoted throughout this brochure are determined according to EC Directive 1999/100/EC. The results do not express or imply any guarantee of actual fuel consumption. • For the latest specification and availability we ask that you contact your local Toyota Centre.

The use of the term 'Toyota Accessories' should not be taken to imply that the products in these accessory pages are actually manufactured by the Toyota Motor Corporation or Toyota (GB) PLC. After Sales Division are continually updating and changing specifications of accessories and reserve the right to do so at any time without prior notice.

GBNGV-0712B-HX July 2012

To close this document press esc and then close the document normally.

Whilst every effort is made to reproduce accurate information, we reserve the right to change specifications, equipment and availability without prior notice. This e-brochure can not be regarded as infallible, (some of the vehicles shown may not be to exact UK specification), and as such does not constitute an offer for sale of any particular vehicle of specification. For the latest specification and availability we ask that you contact your local Toyota Centre.