



PEUGEOT

2008 Crossover

**PRICES, EQUIPMENT AND
TECHNICAL SPECIFICATIONS**

1st July 2014 Version 10

Model Year 2014



PEUGEOT

1.1 CHOOSE YOUR LEVEL

ALLURE +	FELINE	Exterior features <ul style="list-style-type: none">- 17" 'Eridan' alloy wheels	Safety and security <ul style="list-style-type: none">- Alarm
	Interior features <ul style="list-style-type: none">- Cielo panoramic glass roof with electric blind and ambient lighting- Aluminium pedals and door sills	Interior Trim <ul style="list-style-type: none">- Panama premium trim - Calima Ambience- Midnight black leather trim - Mistral Ambience	
	In-car entertainment <ul style="list-style-type: none">- Satellite navigation		
ACTIVE +	ALLURE	Exterior features <ul style="list-style-type: none">- 16" 'Hydre' alloy wheels- Directional front fog lights- Chrome door mirrors- Rear parking aid- Dark tinted rear windows- Stainless steel front and rear scuff plates	Heating and ventilation <ul style="list-style-type: none">- Automatic dual zone air conditioning
	Interior features <ul style="list-style-type: none">- LED instrument dial surround- LED Track - Laser cut headlighting with backlighting- Leather steering wheel & gearknob	Safety and security <ul style="list-style-type: none">- Grip control (according to engine)	Interior Trim <ul style="list-style-type: none">- Oxford black or Beijing bronze premium trim
	Comfort and convenience <ul style="list-style-type: none">- Visibility pack (automatic headlights, windscreen wipers & electrochromic rear view mirror)- Front and rear electric windows, 'one touch' for all- Electric, heated and folding door mirrors- Passenger seat height adjustment		
ACCESS+ +	ACTIVE	Exterior features <ul style="list-style-type: none">- Front fog lights- 16" 'Hydre' alloy wheels (except EGC versions)	Interior Trim <ul style="list-style-type: none">- Tokyo black trim
	Interior features <ul style="list-style-type: none">- Leather steering wheel		
	In-car entertainment <ul style="list-style-type: none">- Multifunction colour Touchscreen- USB input for external audio device- Bluetooth connectivity- DAB Digital radio		
ACCESS+	ACCESS+	Exterior features <ul style="list-style-type: none">- Rear lamps featuring 'claw effect' LED's- LED Daytime running lights- Colour coded door mirrors and door handles- Roof bars	Heating and ventilation <ul style="list-style-type: none">- Manual air conditioning with refrigerated glove box
	Interior features <ul style="list-style-type: none">- 2/3 1/3 rear bench seat with one touch fold- Aviation style handbrake	Safety and security <ul style="list-style-type: none">- Anti-Lock Braking (ABS)- Electronic Stability Programme (ESP)- 6 x airbags (front driver & passenger, side airbags and curtain airbags)- Space saver spare wheel	Interior Trim <ul style="list-style-type: none">- Berlin black trim
	Comfort and convenience <ul style="list-style-type: none">- Electric front windows, 'one touch' for driver- Remote controlled central locking- Cruise control with speed limiter- Electrically operated and heated door mirrors- Height and reach adjustable steering wheel- Driver's seat height adjustment		
	In-car entertainment <ul style="list-style-type: none">- Radio / CD player with steering column mounted controls- 3.5mm Jack for external audio device		

1.4 CHOOSE YOUR LEVEL

SPECIAL EDITIONS

Crossway

Exterior features

- 16" 'Hydre' alloy wheels (1.2 VTi)
- 17" 'Eridan' alloy wheels
- Directional front fog lights
- Chrome door mirrors
- Park Assist
- Dark tinted rear windows
- Stainless steel front and rear scuff plates
- 'Crossway' badging

Interior features

- LED instrument dial surround
- LED Track - Laser cut headlighting with backlighting
- Leather steering wheel & gearknob
- 'Crossway' carpet mats

Comfort and convenience

- Visibility pack (automatic headlights, windscreen wipers & electrochromic rear view mirror)
- Front and rear electric windows, 'one touch' for all
- Electric, heated and folding door mirrors
- Passenger seat height adjustment

Heating and ventilation

- Automatic dual zone air conditioning

Safety and security

- Grip control (1.6 e-HDi 92 and 1.6 e-HDi 115 ONLY)

Interior Trim

- Crossway premium trim - Mistral ambience

2.1 CHOOSE YOUR VERSION

Manufacturer's recommended retail prices Peugeot 2008 Crossover price list

	ENGINE	HP	VERSION TITRE CODE	CO ₂ g/km	BASIC MRRP	VAT (£) MRRP	TOTAL MRRP	PI1D VALUE	2014/15 BIK %	ON THE ROAD
										MRRP
ACCESS+	PureTech 1.2 VTi	82	1PI4SYFCG5T0A0C0	114	10,232.50	2,046.50	12,279.00	12,940.00	15	12,995.00
	1.4 HDi	70	1PI4SYFBD5T0A0C0	104	11,315.83	2,263.17	13,579.00	14,240.00	16	14,295.00
ACTIVE	PureTech 1.2 VTi	82	1PI4SYLCG5T0A0C0	114	11,149.17	2,229.83	13,379.00	14,040.00	15	14,095.00
	PureTech 1.2 e-VTi Stop & Start EGC	82	1PI4SYLCGVT0BMCO	99	11,732.50	2,346.50	14,079.00	14,740.00	12	14,795.00
	1.4 HDi	70	1PI4SYLBD5T0A0C0	104	12,232.50	2,446.50	14,679.00	15,340.00	16	15,395.00
	1.6 e-HDi Stop & Start	92	1PI4SYLBFJT0A0C0	103	12,774.17	2,554.83	15,329.00	15,990.00	16	16,045.00
	1.6 e-HDi Stop & Start EGC	92	1PI4SYLBFST0BMCO	98	13,274.17	2,654.83	15,929.00	16,590.00	15	16,645.00
ALLURE	PureTech 1.2 VTi	82	1PI4SYHCG5T0A0C0	114	12,149.17	2,429.83	14,579.00	15,240.00	15	15,295.00
	PureTech 1.2 e-VTi Stop & Start EGC	82	1PI4SYHCGVT0BMCO	99	12,732.50	2,546.50	15,279.00	15,940.00	13	15,995.00
	1.6 VTi	120	1PI4SYHCA5T0A0C0	135	13,003.33	2,600.67	15,604.00	16,265.00	20	16,450.00
	1.6 VTi Automatic	120	1PI4SYHCALT0A0C0	150	13,657.50	2,731.50	16,389.00	17,050.00	23	17,250.00
	1.6 e-HDi Stop & Start	92	1PI4SYHBFJT0A0C0	103	13,940.83	2,788.17	16,729.00	17,390.00	16	17,445.00
	1.6 e-HDi Stop & Start EGC	92	1PI4SYHBFST0BMCO	98	14,274.17	2,854.83	17,129.00	17,790.00	15	17,845.00
	1.6 e-HDi Stop & Start	115	1PI4SYHBMKT0A0C0	106	14,440.83	2,888.17	17,329.00	17,990.00	17	18,045.00
CROSSWAY	PureTech 1.2 VTi	82	1PI4SYHCG5T0IYC0	114	12,940.83	2,588.17	15,529.00	16,190.00	15	16,245.00
	1.6 e-HDi Stop & Start	92	1PI4SYHBFJT0IYC0	103	14,857.50	2,971.50	17,829.00	18,490.00	16	18,545.00
	1.6 e-HDi Stop & Start	115	1PI4SYHBMKT0IYC0	106	15,357.50	3,071.50	18,429.00	19,090.00	17	19,145.00
FELINE Calima Ambiance	1.6 VTi	120	1PI4SYVCA5T0A0C0	135	14,170.00	2,834.00	17,004.00	17,665.00	20	17,850.00
	1.6 e-HDi Stop & Start	92	1PI4SYVBFJT0A0C0	103	15,107.50	3,021.50	18,129.00	18,790.00	16	18,845.00
	1.6 e-HDi Stop & Start	115	1PI4SYVBMKT0A0C0	106	15,607.50	3,121.50	18,729.00	19,390.00	17	19,445.00
FELINE Mistral Ambiance	1.6 VTi	120	1PI4SYNCA5T0A0C0	135	14,420.00	2,884.00	17,304.00	17,965.00	20	18,150.00
	1.6 e-HDi Stop & Start	92	1PI4SYNBFJT0A0C0	103	15,357.50	3,071.50	18,429.00	19,090.00	16	19,145.00
	1.6 e-HDi Stop & Start	115	1PI4SYNBMKT0A0C0	106	15,857.50	3,171.50	19,029.00	19,690.00	17	19,745.00

Shaded versions include Grip Control as standard

Grip Control

Grip Control optimises traction in low-grip conditions. It adapts to the terrain by acting on the front wheels, using the electronic components already present on the vehicle. The driver remains in control and can decide at any time to move from Standard mode using the dial located on the centre console, choosing instead Snow, Off-Road, Sand or ESP Off.

Normal mode:

System calibrated with a low and fixed level of spin based on a compromise between the different levels of grip normally encountered.

Snow mode:

On moving off, the system adapts its strategy to the conditions of grip encountered wheel by wheel. When making progress, the system optimises spin to provide the best acceleration possible according to the grip available. Recommended in deep snow or on a steep slope.

ESP OFF:

Allows the possibility of disconnecting the dynamic stability control (ESP) and the traction assistance (ASR/Grip Control) up to 30 mph to give back complete control to the driver. Beyond this speed, the systems reconnect automatically for your safety.



Mud mode:

Mode which on moving off allows a lot of spin at the wheel with the least grip to allow the mud to be cleared and grip restored. At the same time, the wheel with the most grip is managed to transmit as much torque as possible.

Sand mode:

Mode which allows some simultaneous spin of the driving wheels to allow the vehicle to move and reduce the risk of being trapped in the sand.

3. CHOOSE YOUR OPTIONS

			ACCESS+	ACTIVE	ALLURE	CROSSWAY	FELINE	Basic RRP £ Excluding VAT	VAT @ 20%	Total RRP £ Including VAT
PAINT	Metallic Paint	0MM0	<input type="radio"/>	<input type="radio"/>	<input type="radio"/>	<input type="radio"/>	<input type="radio"/>	412.50	82.50	495.00
	Pearlescent Paint				<input type="radio"/>		<input type="radio"/>	537.50	107.50	645.00
PERSONALISATION	17" 'Eridan' Anthra alloy wheel upgrade <i>(Not available on PureTech 1.2 VTi, PureTech 1.2 e-VTi EGC or 1.6 e-HDi EGC)</i>	ZH4E			<input type="radio"/>	<input checked="" type="radio"/>	<input checked="" type="radio"/>	166.67	33.33	200.00
	17" 'Eridan' Brilliant Black alloy wheel upgrade <i>(Not available on PureTech 1.2 VTi, PureTech 1.2 e-VTi EGC or 1.6 e-HDi EGC)</i>	ZH4F			<input type="radio"/>			250.00	50.00	300.00
	17" 'Eridan' Brilliant Black alloy wheel upgrade	ZH4F					<input type="radio"/>	83.33	16.67	100.00
OPTIONS	Visibility pack: Automatic Lights and wiper with Electrochrome rear view mirror	WV33		<input type="radio"/>	<input checked="" type="radio"/>	<input checked="" type="radio"/>	<input checked="" type="radio"/>	150.00	30.00	180.00
	Heated Seats	NA01			<input type="radio"/>		<input type="radio"/>	125.00	25.00	150.00
	High level retaining net	TK01	<input type="radio"/>	<input type="radio"/>	<input type="radio"/>		<input type="radio"/>	66.67	13.33	80.00
	Cielo Panoramic Glass Roof	OK01			<input type="radio"/>		<input checked="" type="radio"/>	333.33	66.67	400.00
	Rear Parking Aid + electric folding door mirrors	UB01		<input type="radio"/>	<input checked="" type="radio"/>		<input checked="" type="radio"/>	308.33	61.67	370.00
	Park Assist (automatic parallel parking system) <i>(Not available on PureTech 1.2 e-VTi EGC)</i>	UB08			<input type="radio"/>	<input checked="" type="radio"/>	<input type="radio"/>	250.00	50.00	300.00
IN CAR ENTERTAINMENT	Level 2 Radio / CD, USB input and 3.5mm Jack, Bluetooth and steering column mounted controls	WLV5	<input type="radio"/>					150.00	30.00	180.00
	Single CD unit - Dealer Fit ONLY			<input type="radio"/>	<input type="radio"/>	<input type="radio"/>	<input type="radio"/>	199.99	40.00	239.99
	Peugeot Connect Apps - Dealer Fit ONLY <i>(£199.00 is an introductory price, normal price £279.00)</i>			<input type="radio"/>	<input type="radio"/>	<input type="radio"/>	<input type="radio"/>	165.83	33.17	199.00
	Satellite Navigation	WLQM		<input type="radio"/>	<input type="radio"/>	<input checked="" type="radio"/>	<input checked="" type="radio"/>	333.33	66.67	400.00
	Peugeot Connect SOS and Assistance	WLY0		<input type="radio"/>	<input type="radio"/>			208.33	41.67	250.00
	Satellite Navigation and Peugeot Connect SOS and Assistance	WLYI					<input type="radio"/>	208.33	41.67	250.00
	Satellite Navigation and Peugeot Connect SOS and Assistance	WLYI		<input type="radio"/>	<input type="radio"/>			541.67	108.33	650.00
INTERIOR TRIM	Midnight Black Leather Trim (and heated seats)	3UFX	Allure					625.00	125.00	750.00

● Standard ○ Option at extra cost

4.1 KNOW YOUR EQUIPMENT

		ACCESS+	ACTIVE	ALLURE	CROSSWAY	FELINE	Notes
SAFETY & SECURITY	ESP with Hill Assist	●	●	●	●	●	Hill Assist not available on 1.4 HDi 70 or 1.2 VTi engines
	Speed Alarm / Speed Limiter	●	●	●	●	●	
	ABS with Electronic Brake Force Distributor (EBFD) & Emergency Brake Assist (EBA)	●	●	●	●	●	
	Automatic Hazard Light Activation (activates when emergency braking)	●	●	●	●	●	
	Child Safety door locking	●	●	●	●	●	
	Grip control			●	●	●	Available on 1.6 VTi, 1.6 e-HDi 92 manual and 1.6 e-HDi 115 engines only
	Seatbelt alarm	●	●	●	●	●	
	Driver and Passenger airbag with Passenger airbag deactivation switch	●	●	●	●	●	
	Front side airbags	●	●	●	●	●	
	Front and rear curtain airbags	●	●	●	●	●	
	Aviation style handbrake	●	●	●	●	●	
	Thatcham approved Cat 2 immobiliser	●	●	●	●	●	
	Rear seat 3 point ISOFIX location mounts x 2	●	●	●	●	●	
	3 x 3-point rear seat belts	●	●	●	●	●	
Space saver spare wheel	●	●	●	●	●		
Deadlocking	●	●	●	●	●		
Tyre Pressure Sensors	●	●	●	●	●		
Ultrasonic alarm					●	Brings in a 'Plip' spare key	
COMFORT & CONVENIENCE	Tinted rear and rear side windows			●	●	●	
	Rear parking aid		○	●		●	Brings in electric, folding door mirrors on Active
	Park Assist (automatic parallel parking system)			○	●	○	Not available on 1.2 e-VTi EGC engine
	Visibility Pack - Auto headlights, Auto wipers and electrochrome rear view mirror		○	●	●	●	
	Cruise control	●	●	●	●	●	Linked to speed alarm / speed limiter
	Electrically assisted power steering	●	●	●	●	●	
	Height and reach adjustable steering wheel	●	●	●	●	●	
	Electric front windows	●	●	●	●	●	
	Electric Rear Windows			●	●	●	
	'One touch' Electric front driver's window	●	●				
	'One touch' Electric windows (All)			●	●	●	
12v power socket	●	●	●	●	●		
Remote control central locking	●	●	●	●	●		
IN CAR ENTERTAINMENT	Satellite Navigation		○	○	●	●	
	Multifunction colour Touch Screen: external CD player upgrade		○	○	○	○	
	Peugeot Connect Apps: Dealer fit		○	○	○	○	
	Peugeot Connect SOS and Assistance		○	○		○	
	DAB digital radio		●	●	●	●	
	Radio / CD and 3.5mm jack for external audio device with steering column remote controls	●					
	Multifunction colour Touch Screen (7" touchscreen) with USB / 3.5mm jack and Bluetooth with steering wheel mounted controls		●	●	●	●	
	2 front speakers plus 2 tweeters	●					
2 front and 2 rear speakers plus 2 tweeters		●	●	●	●		
HEATING & VENTILATION	Manual air conditioning with glove box vent	●	●				
	Automatic Dual Zone Air Conditioning			●	●	●	
KEY INSTRUMENTS	Instrument panel LCD screen display	White		Colour			
	LED instrument dial surround			Blue			
	Large multifunction (7") colour Touch Screen		●	●	●	●	
	External temperature gauge	●	●	●	●	●	
	Gear shift indicator	●	●	●	●	●	
	Trip computer	●	●	●	●	●	

● Standard ○ Option at extra cost

4.2 KNOW YOUR EQUIPMENT

	ACCESS+	ACTIVE	ALLURE	CROSSWAY	FELINE	Notes
INTERIOR FEATURES / SEATING	Leather trimmed steering wheel	●	●	●	●	
	LED Track - Laser cut headlining with ambient backlighting			●		
	Cielo roof with ambient lighting and electric blind			○	●	
	Passenger and driver sunvisors with vanity mirrors	●	●	●	●	Illuminated on Feline
	Leather effect and chrome gear knob		●	●	●	
	Aviation style handbrake	●	●	●	●	
	Aluminium sills			○	●	Sills linked to leather option on Allure
	Aluminium pedals				●	
	Cloth interior trim	●	●			
	Premium part leather effect interior trim			●		
Premium alcantara / part leather effect interior trim				●	Feline Calima Ambience	
Leather interior trim			○	●	Feline Mistral Ambience	
EXTERIOR FEATURES / WHEELS	Black injected radiator grille with bright chrome surround	●	●			
	Radiator grille with bright chrome surround and bright chrome bars			●	●	
	Roof bars	●	●	●	●	
	Black fog lamp blanks	●				
	Fog lamps with bright chrome surrounds		●	●	●	
	Rear Sports Spoiler - Colour coded	●	●	●	●	
	Metalllic paint	○	○	○	○	
	Solid Paint	●	●	●	●	
	Colour coded door handles	●	●	●	●	
	Colour coded door mirrors	●	●			
	Chrome door mirrors			●	●	
	Steel wheel with wheel trims	●				See page 5.2
	Alloy wheels		●	●	●	See page 5.2
Alloy wheels Personalisation			○	○	See page 5.2	
Space saver spare wheel	●	●	●	●		
LIGHTING & VISIBILITY	LED Daytime Running lights	●	●	●	●	
	Static fog lights		●			
	Cornering assist fog lights			●	●	
	Rear 'Claw' effect LED lights	●	●	●	●	
	Rear fog light	●	●	●	●	
	LED interior lights with illuminated footwell			●	●	
	'Follow me home' lighting	●	●	●	●	
	Electrically operated and heated door mirrors	●	●			
	Electrically operated and heated door mirrors with electric folding operation		○	●	●	Linked to Rear Parking Aid option on Active
	Rear wash wipe	●	●	●	●	
SEATING	2/3 1/3 rear bench with one touch fold	●	●	●	●	
	Driver seat height adjustment	●	●	●	●	
	Passenger seat height adjustment			●	●	
	Rear head restraints x 3	●	●	●	●	
	Heated seats			○	○	Standard on Feline with Mistral Ambience

● Standard ○ Option at extra cost

5.1 CHOOSE YOUR UPHOLSTERY

5.1.1 COLOURS AND TRIMS

Specification level	Interior Ambience	Interior Trim	Trim code	Trim primary / secondary colour	Trim primary / secondary material	Fascia Colour	Door interior grab handle colour	Air Vent and Touchscreen Surrounds	Instrument panel and fascia panel
ACCESS+	Mistral	Berlin Black Trim	9AFX	Black / Silver	Cloth	Black	Brilliant Black	Satin Chrome	Brilliant Black
ACTIVE	Mistral	Tokyo Black Trim	9BFX	Black / Brown	Cloth	Black	Bronze	Satin Chrome	Bronze
ALLURE	Mistral	Oxford Black Premium Trim	9DFX	Black / Silver	Cloth / Leather effect	Black	Satin Chrome	Satin Chrome	Brilliant Black
	Calima	Beijing Bronze Premium Trim	18FQ	Bronze	Cloth / Leather effect	Bronze	Bronze	Satin Chrome	Bronze
CROSSWAY	Mistral	Crossway Premium Trim	9EFX	Black	Alcantara / Leather effect	Black	Satin Chrome	Satin Chrome	Brilliant Black
ALLURE	Mistral	Midnight Black Leather Trim (Optional)	3UFX	Black	Leather	Black	Satin Chrome	Satin Chrome	Brilliant Black
FELINE	Calima	Panama Premium Trim	9EFQ	Mocha	Alcantara / Leather effect	Bronze	Bronze Stripe Effect	Bronze Chrome	Bronze Stripe Effect
	Mistral	Midnight Black Leather Trim	3UFX	Black	Leather	Black	Satin Chrome	Satin Chrome	Brilliant Black

SOLID COLOUR	METALLIC COLOURS (Cost Option)							PEARLESCENT COLOUR
	Bianca White	Nera Black	Spirit Grey	Virtual Blue	Dakota Brown	Cumulus Grey	Nimbus Grey	
P0WP	M09V	M0G5	M0K4	M0TV	M0F4	M0VL	M0V7	M6N9
•	○	○	○	○	○	○		
•	○	○	○	○	○	○	○	
•	○	○	○	○	○	○	○	○
•				○				○
•	○		○			○		
○	○	○	○	○	○	○	○	○
•	○	○	○	○	○	○	○	○
•	○	○	○	○	○	○	○	○



Bianca White



Nera Black



Spirit Grey



Virtual Blue



Amber Red



Dakota Brown



Cumulus Grey



Nimbus Grey



Pearlescent White

5.1 CHOOSE YOUR UPHOLSTERY (cont...)

5.1.1 COLOURS AND TRIMS (cont...)



9AFX - Berlin Black Trim



9BFX - Tokyo Black Trim



9DFX - Oxford Black Premium Trim



18FQ - Beijing Bronze Premium Trim



3UFX - Midnight Black Leather Trim (optional Allure)



9EFQ - Panama Premium Trim



3UFX - Midnight Black Leather Trim

5.2 CHOOSE YOUR WHEELS

5.2.1 ALLOYS AND WHEEL TRIMS

	CODE	TYRES	ACCESS+	ACTIVE	ALLURE	CROSSWAY	FELINE
Space saver spare wheel			•	•	•	•	•
15" Steel Wheel with 'Iode' wheel trim	ZH4B	TBRR	•				
16" Steel Wheel with 'Strontium' wheel trim (EGC versions only)	ZH54	UBRR		•			
16" 'Hydre' Alloy Wheel - Gris Dilium (Allure / Crossway - 1.2 VTi and 1.6 VTi Automatic versions)	ZH4C	TBRR		•	•	•	
16" 'Hydre' Alloy Wheel - Gris Dilium (EGC versions only)		UBRR			•		
16" 'Hydre' Anthra Alloy Wheel (1.6 VTi, 1.6 e-HDi 92 manual and 1.6 e-HDi 115 ONLY)	ZH4D	Mud & Snow			•		
17" 'Eridan' Anthra Alloy Wheel (Allure - 1.6 VTi, 1.6 e-HDi 92 manual and 1.6 e-HDi 115 ONLY)	ZH4E	Mud & Snow			○	•	•
17" 'Eridan' Brilliant Black Alloy Wheel (Allure - 1.6 VTi, 1.6 e-HDi 92 manual and 1.6 e-HDi 115 ONLY)	ZH4F	Mud & Snow			○		○



Iode



Strontium



Hydre Gris Dilium



Hydre Anthra



Eridan Anthra



Eridan Brilliant Black

6.1 KNOW EVERYTHING ABOUT YOUR 2008 Petrol

		PureTech 1.2 VTi 82	PureTech 1.2 e-VTi 82 Stop & Start EGC	1.6 VTi 120	1.6 VTi 120 Automatic
DRIVETRAIN	Fuel type	Petrol	Petrol	Petrol	Petrol
	Cubic capacity (cc)	1,199	1,199	1,598	1,598
	Maximum power hp (Kw)	82 (60) @ 5750 rpm	82 (60) @ 5750 rpm	120 (88) @ 6000 rpm	120 (88) @ 6000 rpm
	Maximum torque Nm	118 @ 2750 rpm	118 @ 2750 rpm	160 @ 4250 rpm	160 @ 4250 rpm
	4 speed automatic				●
	5 speed manual	●		●	
	5 speed EGC		●		
6 speed manual					
BRAKES	ESP	●	●	●	●
	Front discs	●	●	●	●
	Rear discs	●	●	●	●
TYRES	Tyres	195/65 R15 H 195/60 R16 H	195/60 R16 H 205/55 R16 V	195/60 R16 H 205/50 R17 V	195/60 R16 H
	Tyre Size	15" or 16"	16"	16" or 17"	16"
	Suspension	Front: Pseudo Mc Pherson / rear: Cross deformable			
FUEL TANK	Capacity (litres)	50			
PERFORMANCE (driver only)	Maximum speed (mph)	105	106	122	117
	Acceleration (sec) 1000m standing start	35.1	36.3	30.8	32.7
	Acceleration 0-62 mph (sec)	13.5	15.4	9.5	11.2
FUEL CONSUMPTION EMISSIONS	Urban drive cycle MPG (litres/100km)	47.1 6.0	57.6 4.9	36.7 7.7	32.1 8.8
	Extra Urban drive cycle MPG (litres/100km)	65.7 4.3	70.6 4.0	58.9 4.8	54.3 5.2
	Combined drive cycle MPG (litres/100km)	57.6 4.9	65.7 4.3	47.9 5.9	43.5 6.5
	Carbon Dioxide (CO2) emissions (g/km)	114	99	135	150
	Regulation Emission Standard	Euro 5	Euro 5	Euro 5	Euro 5
VEHICLE WEIGHT INFORMATION (kg) 5 door variant	Gross vehicle weight	1,582	1,593	1,644	1,666
	Kerb weight (full tank)	1,045	1,055	1,080	1,140
	Mass in service	1,210	1,220	1,270	1,295
	Gross train weight	2,362	2,043	2,614	2,616
	Maximum braked trailer weight	1,100	770	1,270	1,270
	Maximum tow ball weight	51			
AERODYNAMICS	SCx (m ²)	0.72	0.69	0.72	
DIMENSIONS	Overall length	4,159			
	Body including door handles / with door mirrors folded / open	1,739 / 1,829 / 2,004			
	Ride height (full tank)	1,556			
	Wheelbase	2,538			
	Front overhang / Rear overhang	0,820 / 0,801			
	Front track / Rear Track	1,482 / 1,492			
	Total boot volume	360 dm ³			
INSURANCE GROUP	Access+	10E			
	Active	11E	9E		
	Allure	11E	9E	20A	20A
	Crossway	TBC			
	Feline			19E	

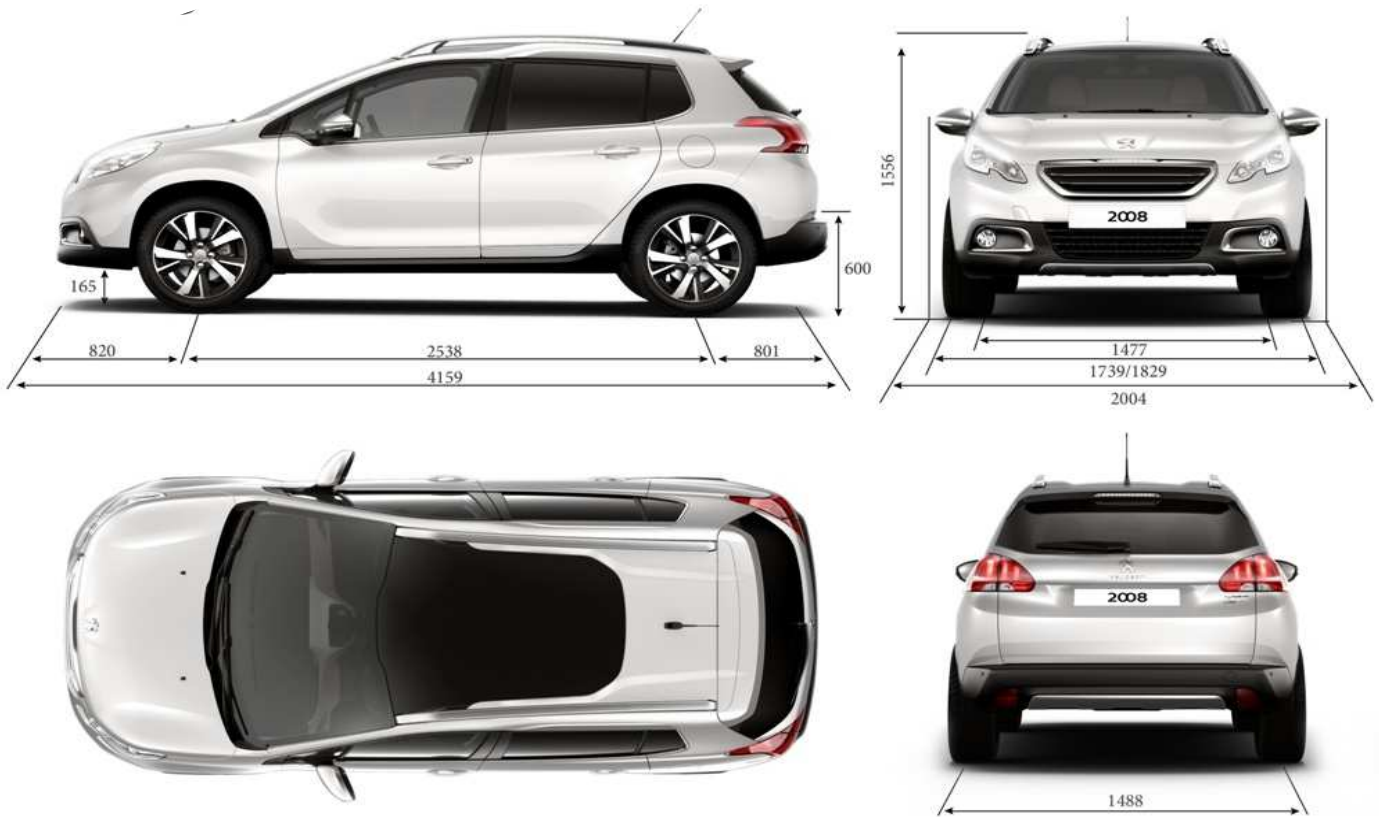
6.2 KNOW EVERYTHING ABOUT YOUR 2008 Diesel

		1.4 HDi 70 FAP	1.6 e-HDi 92 FAP Stop & Start Manual	1.6 e-HDi 92 FAP Stop & Start EGC	1.6 e-HDi 115 FAP Stop & Start Manual
DRIVETRAIN	Fuel type	Diesel	Diesel	Diesel	Diesel
	Cubic capacity (cc)	1,398	1,560	1,560	1,560
	Maximum power hp (Kw)	68 (50) @ 4000 rpm	92 (68) @ 4000 rpm	92 (68) @ 4000 rpm	115 (84) @ 3600 rpm
	Maximum torque Nm	160 @ 1750 rpm	230 @ 1750 rpm	230 @ 1750 rpm	270 @ 1750 rpm
	5 speed manual	●	●		
	6 speed manual				●
	5 speed EGC				
6 speed EGC			●		
BRAKES	ESP	●	●	●	●
	Front discs	●	●	●	●
	Rear discs	●	●	●	●
TYRES	Tyres	195/65 R15 H 195/60 R16 H	195/60 R16 H 205/50 R17 V	205/55 R16 V	195/60 R16 H 205/50 R17 V
	Tyre Size	15" or 16"	16" or 17"	16"	16" or 17"
	Suspension	Front: Pseudo Mc Pherson / rear: Cross deformable			
FUEL TANK	Capacity (litres)	50			
PERFORMANCE (driver only)	Maximum speed (mph)	99	113	112	117
	Acceleration 1000m standing start	36.4	34.6	34.5 ¹	32.3
	Acceleration 0-62 mph (sec)	14.9	12.8	13.3 ¹	10.4
FUEL CONSUMPTION EMISSIONS	Urban drive cycle MPG (litres/100km)	61.4 4.6	60.1 4.7	68.9 4.1	60.1 4.7
	Extra Urban drive cycle MPG (litres/100km)	78.5 3.6	78.5 3.6	78.5 3.6	78.5 3.6
	Combined drive cycle MPG (litres/100km)	70.6 4.0	70.6 4.0	74.3 3.8	70.6 4.0
	Carbon Dioxide (CO2) emissions (g/km)	104	103	98	105
	Regulation Emission Standard	Euro 5	Euro 5	Euro 5	Euro 5
VEHICLE WEIGHT INFORMATION (kg) 5 door variant	Gross vehicle weight	1,622	1,684	1,692	1,708
	Kerb weight (full tank)	1,090	1,160	1,170	1,180
	Mass in service	1,250	1,310	1,320	1,335
	Gross train weight	1,972	2,634	2,192	2,688
	Maximum braked trailer weight	670	1,270	820	1,300
	Maximum tow ball weight		51		53
AEROYDYNAMICS	SCx (m ²)	0.72		0.69	0.72
DIMENSIONS	Overall length	4,159			
	Body including door handles / with door mirrors folded / open	1,739 / 1,829 / 2,004			
	Ride height (full tank)	1,556			
	Wheelbase	2,538			
	Front overhang / Rear overhang	0,820 / 0,801			
	Front track /Rear Track	1,482 / 1,492			
	Total boot volume L - VDA	360 dm ³			
INSURANCE GROUP	Access+	10E			
	Active	10E	17A	17A	
	Allure		18A	18A	20A
	Crossway		TBC		TBC
	Feline		17E		20E

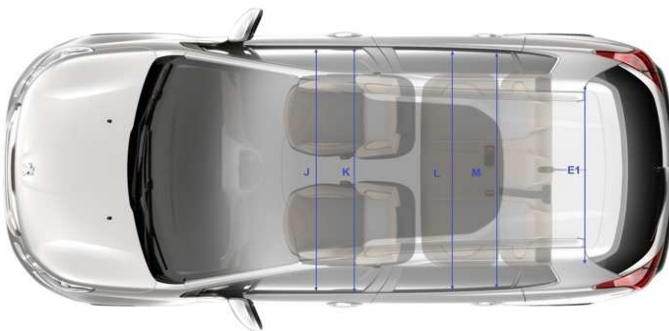
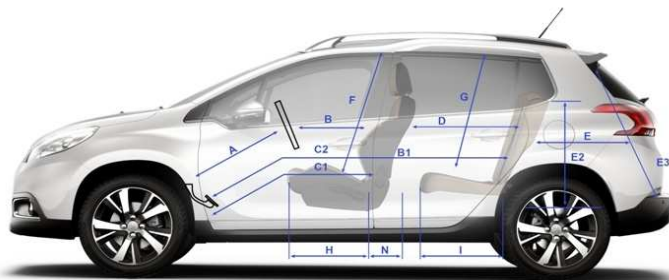
1 = Performance measured in automatic mode

6.3 KNOW EVERYTHING ABOUT YOUR 2008 - Dimensions

Exterior Dimensions (mm)



Interior Dimensions (mm)



	(mm)
A	720
B	611
C1	874
C2	1689
D	814
E	752
E1	1042
E2	514
E3	841
F	898
G	876
H	478
I	468
J	1360
K	1408
L	1337
M	1386
N	230



8. SERVICE CONTRACTS

Peugeot offer two levels of Service Contract:

Optiway Service Plan

What's included:

- > Optiway Service Plans offer complete assurance that all your servicing costs will be completely covered for the duration of the plan
- > We offer Optiway Service Plans for up to five years with many mileage options
- > One-off up front or monthly direct debit payment options available
- > All packages are affordable and inflation proof, which means they will remain at a fixed cost for the duration of the plan.

Monthly price examples*:

36 Months / 30,000 Miles	48 Months / 40,000 Miles	60 Months / 50,000 Miles
16.99 per month	19.99 per month	19.99 per month

* Price examples based on an annual mileage of 10,000 per annum

Extended Peugeot Assistance*

What's included: Extension of your Peugeot Assistance Cover

- > Offers you the opportunity to extend Peugeot Assistance up to a further two years
- > Cover includes:
 - Peugeot Assistance from Home
 - Peugeot Roadside Assistance
 - Peugeot Recovery
 - Peugeot Onward Travel
 - Peugeot European Cover

* Excludes non-vehicle induced faults

To find out about extending your Peugeot Assistance cover, call **0800 294 0294**

For more information and terms & conditions please visit www.servicing.peugeot.co.uk

FURTHER INFORMATION

MANUFACTURERS RECOMMENDED RETAIL PRICE ON THE ROAD

The On the Road MRRP featured includes the following:

Tax band	CO2 (g/km)	First Year VED	Annual Tax	First Reg fee	Delivery Charge	VAT @ 20% on Delivery	Total OTR Costs
A	Up to 100	£0.00	£0.00	£55.00	£550.83	£110.17	£716.00
B	101-110	£0.00	£20.00	£55.00	£550.83	£110.17	£716.00
C	111-120	£0.00	£30.00	£55.00	£550.83	£110.17	£716.00
D	121-130	£0.00	£110.00	£55.00	£550.83	£110.17	£716.00
E	131-140	£130.00	£130.00	£55.00	£550.83	£110.17	£846.00
F	141-150	£145.00	£145.00	£55.00	£550.83	£110.17	£861.00
G	151-165	£180.00	£180.00	£55.00	£550.83	£110.17	£896.00
H	166-175	£290.00	£205.00	£55.00	£550.83	£110.17	£1,006.00
I	176-185	£345.00	£225.00	£55.00	£550.83	£110.17	£1,061.00
J	186-200	£485.00	£265.00	£55.00	£550.83	£110.17	£1,201.00
K	201-225	£635.00	£285.00	£55.00	£550.83	£110.17	£1,351.00
L	226-255	£860.00	£485.00	£55.00	£550.83	£110.17	£1,576.00
M	Over 255	£1,090.00	£500.00	£55.00	£550.83	£110.17	£1,806.00

VAT is calculated at 20%

VAT is not applicable to cars sold in the Channel Islands

PEUGEOT 3 YEARS OF WARRANTY

All vehicles first registered in the UK and purchased from a UK Peugeot Dealer benefit from a Peugeot 2 year unlimited mileage manufacturer's warranty and a free optional additional 1 year of warranty provided by the Peugeot Dealer Network in the UK.

PEUGEOT ASSISTANCE

All new Peugeots come with Peugeot Assistance, our breakdown assistance service.

Provided by the AA, Peugeot Assistance is available every minute of the day and night; 365 days of the year, for you and anyone else driving your Peugeot with your permission.

Full details are available at www.peugeot.co.uk

TERMS AND CONDITIONS

Every endeavour has been made to ensure that the information, details and descriptions set out in this literature are correct, at the time of going to print.

It is our policy to continually improve our vehicles in every way. We reserve the right to modify our vehicles price, specification (including colour), equipment, accessories and characteristics or to discontinue any model, without notice, at any time.

To avoid any misunderstandings you are advised to check with your Peugeot Dealer the specification (including colour), equipment accessories and equipment relating to any Peugeot vehicle and the exact cost and availability prior to ordering.

Where a feature is described as an option in this publication it should be assumed that it is at extra cost unless specifically stated otherwise.

Issued by Sales and Marketing, Peugeot Motor Company PLC, Pinley House, Sunbeam Way, Coventry CV3 1ND.

For further information call Peugeot on 0845 200 1234 or visit our website at www.peugeot.co.uk

