



PEUGEOT New 308 hatchback



PRICES, EQUIPMENT AND
TECHNICAL SPECIFICATIONS

June 2014 Version 13

Model Year 2014

SPECIFICATION OVERVIEW

FELINE

ALLURE +

Exterior features

- 18" alloy wheels
- Panoramic cielo glass roof
- Tinted rear side windows

Interior features

- Half alcantara trim sports seats
- Passenger lumbar support

Comfort and convenience

- Peugeot Open & Go system (keyless entry)
- Driver Assistance Pack: Dynamic Cruise Control, Emergency Collision Alert & Emergency Collision Braking System



ALLURE

ACTIVE +

Exterior features

- 17" alloy wheels (Note: 16" Alloy wheels std on Allure 1.6 BlueHDI 120)
- Front fog lights
- Full LED headlamps with fully integrated LED daytime running lights

Comfort and convenience

- Reversing camera & front parking sensors
- Electric folding door mirrors with courtesy approach lighting



ACTIVE

ACCESS +

Exterior features

- 16" alloy wheels

Comfort and convenience

- Dual zone air conditioning
- Electric handbrake
- Rear parking sensors
- Leather steering wheel & gearstick
- Automatic headlamps (with follow-me-home function) and wipers

In-car entertainment

- 9.7" multifunction colour touchscreen
- Satellite navigation
- USB input for external audio device

Interior features

- Driver lumbar support



ACCESS

Exterior features

- Rear lamps featuring 'claw effect' LEDs
- LED daytime running lights
- Colour coded door mirrors and door handles

Comfort and convenience

- Manual mono-zone air conditioning
- Electric 'one touch' front windows
- Remote controlled central locking
- Cruise control with speed limiter

In-car entertainment

- DAB digital radio
- USB connection
- Bluetooth

MANUFACTURER'S RECOMMENDED PRICES

June 2014 Version 13

| | ENGINE | BHP | VERSION TITRE CODE | CO ₂ g/km | BASIC MRRP | VAT (£) | TOTAL MRRP | ON THE ROAD MRRP |
|--------|--|-----|-------------------------|----------------------|------------|----------|------------|------------------|
| ACCESS | PureTech 1.2 VTI 82 5-speed manual | 82 | 1PT9 A5 F CG 5 TO A0 B1 | 117 | 11,815.83 | 2,363.17 | 14,179.00 | 14,895.00 |
| | PureTech 1.2 e-THP 110 5-speed manual stop-start* | 110 | 1PT9 A5 F CQ J TO A0 B1 | 105 | 12,857.50 | 2,571.50 | 15,429.00 | 16,145.00 |
| | 1.6 THP 125 6-speed manual | 125 | 1PT9 A5 F CV 6 TO A0 B1 | 125 | 12,815.83 | 2,563.17 | 15,379.00 | 16,095.00 |
| | 1.6 HDi 92 5-speed manual | 92 | 1PT9 A5 F BF 5 TO BZ B1 | 93 | 13,440.83 | 2,688.17 | 16,129.00 | 16,845.00 |
| | 1.6 e-HDi 115 6-speed manual | 115 | 1PT9 A5 F BM K TO BZ B1 | 95 | 14,107.50 | 2,821.50 | 16,929.00 | 17,645.00 |
| ACTIVE | PureTech 1.2 e-THP 110 5-speed manual stop-start* | 110 | 1PT9 A5 L CQ J TO A0 B1 | 105 | 14,065.83 | 2,813.17 | 16,879.00 | 17,595.00 |
| | 1.6 THP 125 6-speed manual | 125 | 1PT9 A5 L CV 6 TO A0 B1 | 125 | 14,024.17 | 2,804.83 | 16,829.00 | 17,545.00 |
| | PureTech 1.2 e-THP 130 6-speed manual stop-start | 130 | 1PT9 A5 L CR K TO A0 B1 | 107 | 14,690.83 | 2,938.17 | 17,629.00 | 18,345.00 |
| | PureTech 1.2 e-THP 130 6-speed automatic stop-start* | 130 | 1PT9 A5 L CR Q TO A0 B1 | 114 | 15,524.17 | 3,104.83 | 18,629.00 | 19,345.00 |
| | 1.6 HDi 92 5-speed manual | 92 | 1PT9 A5 L BF 5 TO BZ B1 | 93 | 14,649.17 | 2,929.83 | 17,579.00 | 18,295.00 |
| | 1.6 e-HDi 115 6-speed manual stop-start | 115 | 1PT9 A5 L BM K TO BZ B1 | 95 | 15,315.83 | 3,063.17 | 18,379.00 | 19,095.00 |
| | 1.6 BlueHDi 120 6-speed manual stop-start | 120 | 1PT9 A5 L KD K TO BM B1 | 82 | 15,649.17 | 3,129.83 | 18,779.00 | 19,495.00 |
| | 2.0 BlueHDi 150 6-speed manual stop-start | 150 | 1PT9 A5 L KB K TO A0 B1 | 99 | 16,399.17 | 3,279.83 | 19,679.00 | 20,395.00 |
| ALLURE | PureTech 1.2 e-THP 110 5-speed manual stop-start* | 110 | 1PT9 A5 P CQ J TO A0 B1 | 107 | 15,274.17 | 3,054.83 | 18,329.00 | 19,045.00 |
| | 1.6 THP 125 6-speed manual | 125 | 1PT9 A5 P CV 6 TO A0 B1 | 129 | 15,236.67 | 3,047.33 | 18,284.00 | 19,000.00 |
| | PureTech 1.2 e-THP 130 6-speed manual stop-start | 130 | 1PT9 A5 P CR K TO A0 B1 | 110 | 15,899.17 | 3,179.83 | 19,079.00 | 19,795.00 |
| | PureTech 1.2 e-THP 130 6-speed automatic stop-start* | 130 | 1PT9 A5 P CR Q TO A0 B1 | 119 | 16,732.50 | 3,346.50 | 20,079.00 | 20,795.00 |
| | 1.6 THP 156 6-speed manual | 156 | 1PT9 A5 P CC 6 TO A0 B1 | 129 | 16,195.00 | 3,239.00 | 19,434.00 | 20,150.00 |
| | 1.6 e-HDi 115 6-speed manual stop-start | 115 | 1PT9 A5 P BM K TO A0 B1 | 100 | 16,524.17 | 3,304.83 | 19,829.00 | 20,545.00 |
| | 1.6 BlueHDi 120 6-speed manual stop-start | 120 | 1PT9 A5 P KD K TO BM B1 | 84 | 16,857.50 | 3,371.50 | 20,229.00 | 20,945.00 |
| | 2.0 BlueHDi 150 6-speed manual stop-start | 150 | 1PT9 A5 P KB K TO A0 B1 | 105 | 17,607.50 | 3,521.50 | 21,129.00 | 21,845.00 |
| | 2.0 BlueHDi 150 6-speed automatic stop-start | 150 | 1PT9 A5 P KB Q TO A0 B1 | 107 | 18,440.83 | 3,688.17 | 22,129.00 | 22,845.00 |
| FELINE | PureTech 1.2 e-THP 130 6-speed manual stop-start | 130 | 1PT9 A5 S CR K TO A0 B1 | 110 | 17,232.50 | 3,446.50 | 20,679.00 | 21,395.00 |
| | PureTech 1.2 e-THP 130 6-speed automatic stop-start* | 130 | 1PT9 A5 S CR Q TO A0 B1 | 119 | 18,065.83 | 3,613.17 | 21,679.00 | 22,395.00 |
| | 1.6 THP 156 6-speed manual | 156 | 1PT9 A5 S CC 6 TO A0 B1 | 129 | 17,528.33 | 3,505.67 | 21,034.00 | 21,750.00 |
| | 1.6 e-HDi 115 6-speed manual stop-start | 115 | 1PT9 A5 S BM K TO A0 B1 | 100 | 17,857.50 | 3,571.50 | 21,429.00 | 22,145.00 |
| | 2.0 BlueHDi 150 6-speed manual stop-start | 150 | 1PT9 A5 S KB K TO A0 B1 | 105 | 18,940.83 | 3,788.17 | 22,729.00 | 23,445.00 |
| | 2.0 BlueHDi 150 6-speed automatic stop-start | 150 | 1PT9 A5 S KB Q TO A0 B1 | 107 | 19,774.17 | 3,954.83 | 23,729.00 | 24,445.00 |

* July production

OPTIONS

June 2014 Version 13

| | | | ACCESS | ACTIVE | ALLURE | FELINE | Basic RRP £ Excluding VAT | VAT @ 20% | Total RRP £ Including VAT |
|----------------------|--|------|-----------------------|----------------------------------|----------------------------------|----------------------------------|------------------------------|-----------|------------------------------|
| PAINT | Metallic paint | MO.. | <input type="radio"/> | <input type="radio"/> | <input type="radio"/> | <input type="radio"/> | 437.50 | 87.50 | 525.00 |
| | Pealescent paint | M6.. | <input type="radio"/> | <input type="radio"/> | <input type="radio"/> | <input type="radio"/> | 562.50 | 112.50 | 675.00 |
| | White paint | P0.. | <input type="radio"/> | <input type="radio"/> | <input type="radio"/> | <input type="radio"/> | 166.67 | 33.33 | 200.00 |
| ALLOY WHEELS | 16" Quartz alloy wheels (with full size spare wheel) | ZH4A | | <input type="radio"/> | | | 83.33 | 16.67 | 100.00 |
| | 17" Rubis alloy wheels (with space saver spare wheel). Note: unavailable on Active BlueHDi 120. | ZH2R | | <input type="radio"/> | <input checked="" type="radio"/> | | 250.00 | 50.00 | 300.00 |
| | 17" Rubis alloy wheels (with full size spare wheel). Note: unavailable on 1.6 HDi 92, 1.6 e-HDi 115 and BlueHDi 120. | ZH2S | | <input type="radio"/> | | | 333.33 | 66.67 | 400.00 |
| | 17" Rubis alloy wheels (with full size spare wheel) | ZH2S | | | <input type="radio"/> | | 83.33 | 16.67 | 100.00 |
| | 18" Saphir alloy wheels (with space saver spare wheel) | ZH2U | | | <input type="radio"/> | <input checked="" type="radio"/> | 250.00 | 50.00 | 300.00 |
| | 18" Saphir alloy wheels (with full size spare wheel) | ZH2W | | | <input type="radio"/> | | 333.33 | 66.67 | 400.00 |
| | 18" Saphir alloy wheels (with full size spare wheel) | ZH2W | | | | <input type="radio"/> | 83.33 | 16.67 | 100.00 |
| OPTIONS | Front fog lights | PR01 | <input type="radio"/> | <input type="radio"/> | <input checked="" type="radio"/> | <input checked="" type="radio"/> | 108.33 | 21.67 | 130.00 |
| | Peugeot Open and Go system (keyless entry with start/stop button) | YD01 | | | <input type="radio"/> | <input checked="" type="radio"/> | 345.83 | 69.17 | 415.00 |
| | Driver Assistance Pack (Dynamic Cruise Control, Emergency Collision Alert System and Emergency Collision Braking System) | RG04 | | | <input type="radio"/> | <input checked="" type="radio"/> | 375.00 | 75.00 | 450.00 |
| | Driver Sport Pack ¹ - available on PureTech 1.2 e-THP 110 manual*, PureTech 1.2 e-THP 130 manual, PureTech 1.2 e-THP 130 Automatic* and 2.0 BlueHDi 150 manual engines only | QM02 | | | <input type="radio"/> | <input type="radio"/> | 308.33 | 61.67 | 370.00 |
| | City Park**with blind spot monitoring | UB10 | | | <input type="radio"/> | <input type="radio"/> | 333.33 | 66.67 | 400.00 |
| | Ultrasonic alarm (Thatcham Category 1 approved) | AB08 | <input type="radio"/> | <input checked="" type="radio"/> | <input checked="" type="radio"/> | <input checked="" type="radio"/> | 150.00 | 30.00 | 180.00 |
| | Panoramic cielo glass roof with interior blind | OK01 | | <input type="radio"/> | <input type="radio"/> | <input checked="" type="radio"/> | 416.67 | 83.33 | 500.00 |
| IN CAR ENTERTAINMENT | Peugeot Connect SOS and Assistance (non-touch screen models) | WLWP | <input type="radio"/> | | | | 200.00 | 40.00 | 240.00 |
| | Peugeot Connect SOS and Assistance (touch screen models) | WLTL | | <input type="radio"/> | <input type="radio"/> | <input type="radio"/> | 200.00 | 40.00 | 240.00 |
| | CD player (integrated within standard audio unit) | WLTB | | <input type="radio"/> | <input type="radio"/> | <input type="radio"/> | 66.67 | 13.33 | 80.00 |
| | CD player (integrated within standard audio unit) and Peugeot Connect SOS and Assistance (touch screen models) | WLTM | | <input type="radio"/> | <input type="radio"/> | <input type="radio"/> | 266.67 | 53.33 | 320.00 |
| INTERIOR TRIM | Black Mistral Nappa leather sports style heated seats with massage function | 8DFX | | | <input type="radio"/> | | 1,250.00 | 250.00 | 1,500.00 |
| | Black Mistral Nappa leather sports style heated seats with massage function | 8DFX | | | | <input type="radio"/> | 1,000.00 | 200.00 | 1,200.00 |

¹ Driver Sport Pack: Increases responsiveness of power steering and engine and gearbox to accelerator pedal, changes instrument panel colour to red (from white) and displays vehicle dynamic parameters - acceleration, power delivery, turbo.

● Standard ○ Option at extra cost

*July production

** Enhanced Park Assist System including parallel and bay parking assistance

EQUIPMENT

● = Standard ○ = Option at extra cost
○1 = Linked option

| | | ACCESS | ACTIVE | ALLURE | FELINE |
|---|--|--------|--------|--------|--------|
| BODY STYLE | Five door HATCHBACK | ● | ● | ● | ● |
| INTERIOR FEATURES | Metax Mistral cloth trim | ● | - | - | - |
| | Metax Mistral cloth trim with overstitch detail | - | ● | - | - |
| | Sports style seats in Marston Mistral cloth trim with double overstitch detail | - | - | ● | - |
| | Sports style seats in black Mistral half alcantara trim | - | - | - | ● |
| | Mistral black Nappa leather sports style heated seats with massage function | - | - | ○ | ○ |
| | Height adjustment of front passenger seat | ● | - | - | - |
| | Height adjustment of front passenger seat, seat back pockets and lumbar adjustment of driver seat | - | ● | ● | - |
| | Height adjustment of front passenger seat, seat back pockets, lumbar adjustment of driver and front passenger seat | - | - | - | ● |
| SAFETY AND SECURITY | Driver and front passenger front and side airbags | ● | ● | ● | ● |
| | Curtain airbags for front and rear windows | ● | ● | ● | ● |
| | Anti-Lock Braking (ABS), Electronic Brake Force Distribution (EBFD), Emergency Braking Assistance (EBA) | ● | ● | ● | ● |
| | Electronic Stability Programme (ESP) with Hill Assist | ● | ● | ● | ● |
| | Three point inertia reel seat belts on all seats | ● | ● | ● | ● |
| | Ultrasonic alarm (Thatcham Category 1 approved) | ○ | ● | ● | ● |
| | Locking wheel bolts | - | ● | ● | ● |
| | Space saver spare wheel | ● | ● | ● | ● |
| | Deadlocks | ● | ● | ● | ● |
| | Rolling code transponder immobiliser | ● | ● | ● | ● |
| COMFORT AND CONVENIENCE | Mistral Nappa leather steering wheel (non-leather on Access) | - | ● | ● | ● |
| | Electric power assisted steering | ● | ● | ● | ● |
| | Cruise control and speed limiter | ● | - | - | - |
| | Programmable cruise control and speed limiter | - | ● | ● | - |
| | Driver Assistance Pack: Dynamic Cruise Control, Emergency Collision Alert & Emergency Collision Braking System | - | - | ○ | ● |
| | Driver Sport Pack1 - available on PureTech 1.2 e-THP 110 manual*, PureTech 1.2 e-THP 130 manual, PureTech 1.2 e-THP 130 Automatic* and 2.0 BlueHDi 150 manual engines only | | | | |
| | Rear parking aid | - | ● | - | - |
| | Front and rear parking aid with reversing camera | - | - | ● | ● |
| | Blind spot monitoring system | | | ○ | ○ |
| | Manual mono-zone air conditioning | ● | - | - | - |
| | Automatic dual-zone air conditioning | - | ● | ● | ● |
| | One-touch electric front windows | ● | ● | ● | ● |
| | Manual rear windows | ● | - | - | - |
| | Electric rear windows | - | ● | ● | ● |
| | Electric folding door mirrors with courtesy approach lighting | - | - | ● | ● |
| | Automatic electric parking brake | - | ● | ● | ● |
| 12V accessory power point front | ● | ● | ● | ● | |
| Peugeot Open and Go system (keyless entry with start/stop button) | - | - | ○ | ● | |
| IN CAR ENTERTAINMENT | Peugeot Connect Sound (RD45) DAB digital radio with integrated CD player | ● | - | - | - |
| | DAB digital radio with 9.7" multifunction colour touch screen (without CD player) | - | ● | ● | ● |
| | CD player (integrated within standard audio unit) | | ○ | ○ | ○ |
| | Satellite navigation | - | ● | ● | ● |
| | Peugeot Connect SOS and Assistance | ○ | ○ | ○ | ○ |
| | Bluetooth telephone facility | ● | ● | ● | ● |

¹ Driver Sport Pack: Increases responsiveness of power steering and engine and gearbox to accelerator pedal, changes instrument panel colour to red (from white) and displays vehicle dynamic parameters - acceleration, power delivery, turbo.

*July production

EQUIPMENT (Continued)

● = Standard ○ = Option at extra cost
○1 = Linked option

| ACCESS | ACTIVE | ALLURE | FELINE |
|--------|--------|--------|--------|
|--------|--------|--------|--------|

| EXTERIOR FEATURES | Body colour coded door mirrors | ● | ● | ● | ● |
|--|--|---|---|---|---|
| | Panoramic cielo glass roof with interior blind | - | ○ | ○ | ● |
| | Tinted rear tailgate window | ● | ● | ● | ● |
| | Tinted rear side windows | - | - | - | ● |
| | 15" steel wheels with Ambre trims (with space saver spare) | ● | - | - | - |
| | 16" Quartz alloy wheels (with space saver spare) | - | ● | - | - |
| | 16" Diamond alloy wheels (with space saver spare) 1.6 BlueHDi 120 | - | - | ● | - |
| | 17" Rubis alloy wheels (with space saver spare) except 1.6 BlueHDi 120 | - | - | ● | - |
| | 17" Rubis alloy wheels (with space saver spare) except 1.2 VTi and e-THP engines | - | ○ | - | - |
| 18" Saphir alloy wheels (with space saver spare) | - | - | ○ | ● | |
| EXTERIOR LIGHTING AND VISIBILITY | Front fog lights | ○ | ○ | ● | ● |
| | Halogen headlamps with bumper integrated LED daytime running lights | ● | ● | - | - |
| | Full LED headlamps with fully integrated LED daytime running lights | - | - | ● | ● |
| | LED rear lights | ● | ● | ● | ● |
| | Automatic headlamps (with follow-me-home function) and wipers | - | ● | ● | ● |
| | Electrochrome rear view mirror | - | ● | ● | ● |

COLOURS, TRIMS, WHEELS

Colours and Trims

| | | | SOLID COLOUR | | METALLIC COLOURS (extra cost option) | | | | | | PEARLESCENT COLOUR (extra cost option) | |
|---------------|---|------|-------------------|----------------------|---|-----------------|-----------|-----------|------------|----------|---|------------------|
| | | | no cost option | extra cost option | Hurricane Grey | Bianca White | Aluminium | Rioja Red | Nera Black | Rich Oak | | Twilight Blue |
| | | | P09G | POWP | M0ZR | M0PY | M09V | M0G6 | M0KU | M0F4 | M01S | M6N9 |
| ACCESS | Metax Mistral cloth | 1PFX | ● | ○ | ○ | ○ | ○ | ○ | ○ | ○ | ○ | ○ |
| ACTIVE | Metax Mistral cloth with overstitch detail | 1RFX | ● | ○ | ○ | ○ | ○ | ○ | ○ | ○ | ○ | ○ |
| ALLURE | Sports style seats in Marston Mistral cloth with double overstitch detail | 1TFX | ● | ○ | ○ | ○ | ○ | ○ | ○ | ○ | ○ | ○ |
| | Black Mistral Nappa leather sports style heated seats with massage function | 8DFX | ○ | ○ | ○ | ○ | ○ | ○ | ○ | ○ | ○ | ○ |
| FELINE | Sports style seats in black Mistral half alcantara trim | 1UFX | ● | ○ | ○ | ○ | ○ | ○ | ○ | ○ | ○ | ○ |
| | Black Mistral Nappa leather sports style heated seats with massage function | 8DFX | ○ | ○ | ○ | ○ | ○ | ○ | ○ | ○ | ○ | ○ |

● = Standard at no cost ○ = Option at extra cost



Hurricane Grey



Bianca White



Aluminium



Rioja Red



Nera Black



Rich Oak



Twilight Blue



Cumulus Grey



Tornado Grey



Pearlescent White

ALLOY WHEELS

| | ACCESS | ACTIVE | ALLURE | FELINE |
|---|--------|--------|--------|--------|
| 15" steel wheels with Ambre trims | ● | | | |
| 16" Quartz alloy wheels | | ● | | |
| 16" Diamond alloy wheels (1.6 BlueHDi 120) | | | ● | |
| 17" Rubis alloy wheels (except 1.6 BlueHDi 120) | | ○ | ● | |
| 18" Saphir alloy wheels | | | ○ | ● |



Ambre
15" trim



Quartz
16" alloy



Diamond
16" alloy



Rubis
17" alloy



Saphir
18" alloy

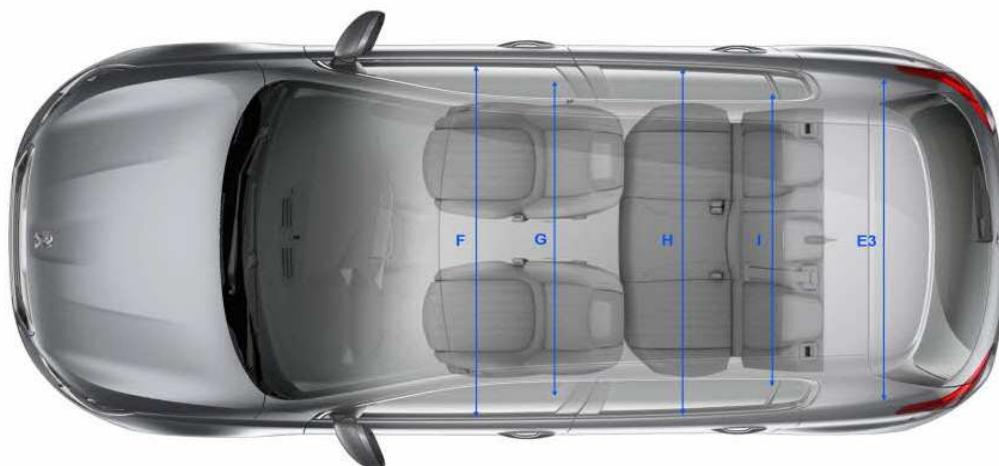
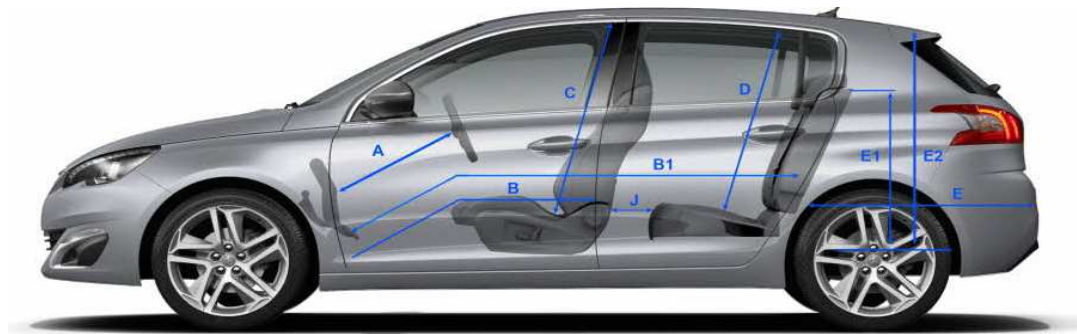
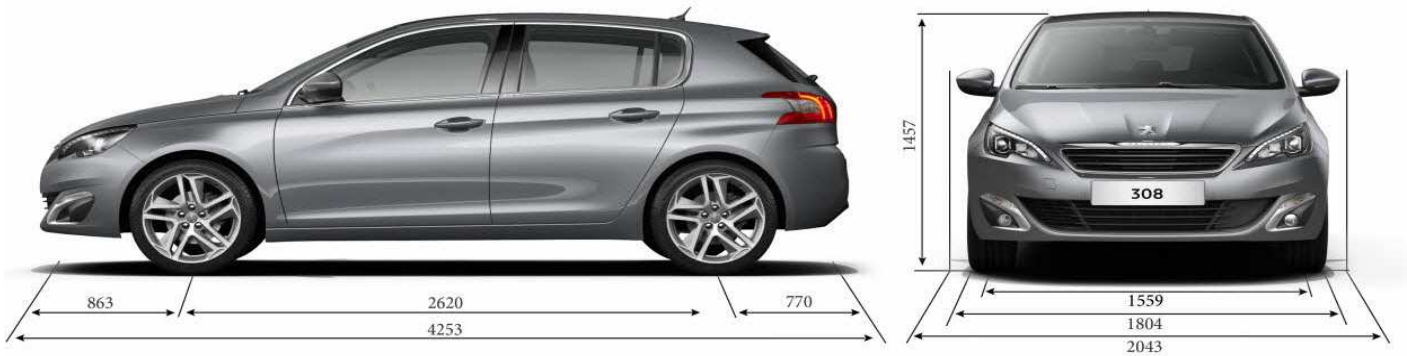
TECHNICAL SPECIFICATION

| | | PureTech 1.2 VTI B2 5-speed manual | PureTech 1.2 e-THP110 5-speed manual stop-start* | PureTech 1.2 e-THP130 6-speed manual stop-start | PureTech 1.2 e-THP130 6-speed automatic stop-start* | 1.6 THP125 6-speed manual | 1.6 THP156 6-speed manual | 1.6 HDi 92 FAP 5-speed manual | 1.6 e-HDi 115 FAP 6-speed manual stop-start | 1.6 BlueHDi 120 FAP 6-speed manual stop-start** | 2.0 BlueHDi 150 FAP 6-speed manual stop-start | 2.0 BlueHDi 150 FAP 6-speed automatic stop-start | |
|---|--------------------------------------|--|--|---|---|---------------------------|---------------------------|-------------------------------|---|---|---|--|------------|
| DRIVETRAIN | Fuel type | Petrol | Petrol | Petrol | Petrol | Petrol | Petrol | Diesel | Diesel | Diesel | Diesel | Diesel | |
| | Cubic capacity (cc) | 1199 | 1199 | 1199 | 1199 | 1598 | 1598 | 1560 | 1560 | 1560 | 1997 | 1997 | |
| | Maximum power bhp (Kw) | 82 (60) @ 5750 | 110 (81) @5500 | 129 (96) @ 5500 | 130 (96) @5500 | 125 (92) @ 6000 | 156 (115) @ 6000 | 92 (68) @ 4000 | 115 (85) @ 3600 | 120 (88) @ 3500 | 150 (110) @ 3750 | 150 (110) @ 3750 | |
| | Maximum torque lb/ft (Nm) | 88 (118) @ 2750 | 154 (205) @1500 | 173 (230) @1750 | 172 (230) @1750 | 150 (200) @ 1400 | 180 (240) @ 1400 | 173 (230) @ 1750 | 203 (270) @ 1750 | 225 (300) @ 1750 | 277 (370) @ 2000 | 277 (370) @ 2000 | |
| | 5 speed manual | ● | ● | | | | | ● | | | | | |
| | 6 speed manual | | | ● | ● | ● | ● | | ● | ● | ● | ● | |
| 6 speed automatic | | | | ● | | | | | | | ● | | |
| BRAKES | Front and rear discs | ● | ● | ● | ● | ● | ● | ● | ● | ● | ● | ● | |
| SUSPENSIONS AND TYRES | Front suspension | Pseudo MacPherson | | | | | | | | | | | |
| | Rear suspension | De-formable Crossmember | | | | | | | | | | | |
| | Size - 15" wheels | 195/65R15H | | | | | | | | | | | |
| | Size - 16" wheels | 205/55R16V | | | | | | | | | | | |
| | Size - 17" wheels | 225/45R17V | | | | | | | | | | | |
| | Size - 18" wheels | 225/40R18W | | | | | | | | | | | |
| Spare wheel (space saver) | ● | ● | ● | ● | ● | ● | ● | ● | ● | ● | ● | ● | |
| FUEL TANK | Capacity (litres) | 55 | | | | | | | | | | | |
| FUEL CONSUMPTION, EMISSIONS and PERFORMANCE (driver only) INFORMATION | ACCESS/ACTIVE/ALLURE** 15/16" wheels | Maximum speed (mph) | 107 | 117 | 128 | 128 | 126 | | 113 | 121 | 122 | 135 | |
| | | Acceleration 0-62 mph (sec) | 13.3 | 11.1 | 9.6 | 9.1 | 10.4 | | 11.3 | 10.2 | 11.6 | 8.6 | |
| | | Urban drive cycle MPG (litres/100km) | 44.1 (6.4) | 48.7 (5.8) | 48.7 (5.8) | 44.8 (6.3) | 37.7 (7.5) | | 65.7 (4.3) | 67.3 (4.2) | 80.7 (3.5) 78.5 (3.6)** | 64.2 (4.4) | |
| | | Extra Urban drive cycle MPG (litres/100km) | 65.7 (4.3) | 72.4 (3.9) | 72.4 (3.9) | 68.7 (4.1) | 65.7 (4.3) | | 85.6 (3.3) | 85.6 (3.3) | 97.4 (2.9) 94.2 (3)** | 80.7 (3.5) | |
| | | Combined drive cycle MPG (litres/100km) | 55.4 (5.1) | 61.4 (4.6) | 61.4 (4.6) | 57.4 (4.9) | 52.3 (5.4) | | 78.5 (3.6) | 76.3 (3.7) | 91.1 (3.1) 88.3 (3.2)** | 74.3 (3.8) | |
| | | Regulated Emission Standard | Euro 5 | Euro 6 | Euro 6 | Euro 6 | Euro 5 | | Euro 5 | Euro 5 | Euro 6 | Euro 6 | |
| | | Carbon Dioxide (CO2) emissions (g/km) | 117 | 105 | 107 | 114 | 125 | | 93 | 95 | 82 84** | 99 | |
| | ALLURE/FELINE** 17/18" wheels** | Maximum speed (mph) | | 117 | 125 | 124 | 121 | 130 | 111 | 118 | | 132 | 131 |
| | | Acceleration 0-62 mph (sec) | | 11.8 | 10.3 | 9.8 | 10.7 | 8.4 | 12.2 | 11.9 | | 8.9 | 8.6 |
| | | Urban drive cycle MPG (litres/100km) | | 48.7 (5.8) | 47.1 (6) | 43.5 (6.5) | 36.7 (7.6) | 35.8 (7.9) | 62.8 (4.5) | 64.2 (4.4) | | 60.1 (4.7) | 58.9 (4.8) |
| | | Extra Urban drive cycle MPG (litres/100km) | | 70.6 (4) | 68.9 (4.1) | 64.2 (4.4) | 64.2 (4.4) | 61.4 (4.6) | 83.1 (3.4) | 80.7 (3.5) | | 76.3 (3.7) | 76.3 (3.7) |
| | | Combined drive cycle MPG (litres/100km) | | 61.4 (4.6) | 58.9 (4.8) | 54.3 (5.2) | 50.4 (5.6) | 48.7 (5.8) | 74.3 (3.8) | 74.3 (3.8) | | 70.6 (4.0) | 68.9 (4.1) |
| | | Regulated Emission Standard | | Euro 6 | Euro 6 | Euro 6 | Euro 5 | Euro 5 | Euro 5 | Euro 5 | | Euro 6 | Euro 6 |
| | | Carbon Dioxide (CO2) emissions (g/km) | | 107 | 110 | 119 | 129 | 129 | 99 | 100 | | 105 | 107 |
| VEHICLE WEIGHT INFORMATION (KG) | Gross vehicle weight | 1670 | 1720 | 1750 | 1770 | 1770 | 1770 | 1740 | 1780 | 1810 | 1870 | 1900 | |
| | Mass in service | 1340 | 1345 | 1370 | 1380 | 1375 | 1375 | 1340 | 1395 | 1430 | 1490 | 1535 | |
| | Kerb weight | 1075 | 1080 | 1090 | 1150 | 1160 | 1165 | 1090 | 1162 | 1185 | 1290 | 1310 | |
| | Gross train weight | 2420 | 2920 | 3041 | 2970 | 3170 | 3170 | 3040 | 3180 | 3203 | 3465 | 3398 | |
| | Maximum braked trailer weight | 1300 | 1200 | 1300 | 1200 | 1400 | 1400 | 1300 | 1400 | 1400 | 1600 | 1500 | |
| | Maximum tow ball weight | 75 | 75 | 75 | 75 | 75 | 75 | 75 | 75 | 75 | 75 | 75 | |
| | Turning circle (m) | 5.20 | | | | | | | | | | | |
| INSURANCE GROUPS | ACCESS | 9E | 13E | | | 16A | | 15A | 18A | | | | |
| | ACTIVE | | 13E | 14E | 14E | 16E | | 15E | 18E | 22E | 24E | | |
| | ALLURE | | 13E | 15E | 15E | 16E | 20E | | 18E | 24E | 25E | 25E | |
| | FELINE | | | 16E | 16E | | 20E | | 19E | | 26E | 26E | |

**16" alloy wheels are fitted to 1.6 BlueHDi 120 FAP engine.

TECHNICAL SPECIFICATION (Continued)

External/Internal Dimensions (mm)



(mm)

| | |
|----|------|
| A | 673 |
| B | 866 |
| B1 | 1688 |
| C | 895 |
| D | 874 |
| E | 807 |
| E1 | 552 |
| E2 | 774 |
| E3 | 1099 |
| F | 1440 |
| G | 1395 |
| H | 1412 |
| I | 1365 |
| J | 95 |

TECHNICAL SPECIFICATION (Continued)

Boot Dimensions (litres/dm³)



FURTHER INFORMATION

MANUFACTURERS RECOMMENDED RETAIL PRICE ON THE ROAD

The On the Road MRRP featured includes the following:

| Tax band | CO2 (g/km) | First Year VED | Annual Tax | First Reg fee | Delivery Charge | VAT @ 20% on Delivery | Total OTR Costs |
|----------|------------|----------------|------------|---------------|-----------------|-----------------------|------------------|
| A | Up to 100 | £0.00 | £0.00 | £55.00 | £550.83 | £110.17 | £716.00 |
| B | 101-110 | £0.00 | £20.00 | £55.00 | £550.83 | £110.17 | £716.00 |
| C | 111-120 | £0.00 | £30.00 | £55.00 | £550.83 | £110.17 | £716.00 |
| D | 121-130 | £0.00 | £110.00 | £55.00 | £550.83 | £110.17 | £716.00 |
| E | 131-140 | £130.00 | £130.00 | £55.00 | £550.83 | £110.17 | £846.00 |
| F | 141-150 | £145.00 | £145.00 | £55.00 | £550.83 | £110.17 | £861.00 |
| G | 151-165 | £180.00 | £180.00 | £55.00 | £550.83 | £110.17 | £896.00 |
| H | 166-175 | £290.00 | £205.00 | £55.00 | £550.83 | £110.17 | £1,006.00 |
| I | 176-185 | £345.00 | £225.00 | £55.00 | £550.83 | £110.17 | £1,061.00 |
| J | 186-200 | £485.00 | £265.00 | £55.00 | £550.83 | £110.17 | £1,201.00 |
| K | 201-225 | £635.00 | £285.00 | £55.00 | £550.83 | £110.17 | £1,351.00 |
| L | 226-255 | £860.00 | £485.00 | £55.00 | £550.83 | £110.17 | £1,576.00 |
| M | Over 255 | £1,090.00 | £500.00 | £55.00 | £550.83 | £110.17 | £1,806.00 |

VAT is calculated at 20%

VAT is not applicable to cars sold in the Channel Islands

PEUGEOT 3 YEARS OF WARRANTY

All vehicles first registered in the UK and purchased from a UK Peugeot Dealer benefit from a Peugeot 2 year unlimited mileage manufacturer's warranty and a free optional additional 1 year of warranty provided by the Peugeot Dealer Network in the UK.

PEUGEOT ASSISTANCE

All new Peugeots come with Peugeot Assistance, our breakdown assistance service.

Provided by the AA, Peugeot Assistance is available every minute of the day and night; 365 days of the year, for you and anyone else driving your Peugeot with your permission.

Full details are available at www.peugeot.co.uk

TERMS AND CONDITIONS

Every endeavour has been made to ensure that the information, details and descriptions set out in this literature.

It is our policy to continually improve our vehicles in every way. We reserve the right to modify our vehicles price, specification (including colour), equipment, accessories and characteristics or to discontinue any model, without notice, at any time.

To avoid any misunderstandings you are advised to check with your Peugeot Dealer the specification (including colour), equipment accessories and equipment relating to any Peugeot vehicle and the exact

Where a feature is described as an option in this publication it should be assumed that it is at extra cost unless specifically stated otherwise.

Issued by Sales and Marketing, Peugeot Motor Company PLC, Pinley House, Sunbeam Way, Coventry CV3 1ND.

For further information call Peugeot on 0845 200 1234 or visit our website at www.peugeot.co.uk



PEUGEOT