



PEUGEOT

2008 Crossover



PEUGEOT






1-litre to 1.4-litre
PSA Peugeot Citroën
1.2-litre three-cylinder turbo

**PRICES, EQUIPMENT AND
TECHNICAL SPECIFICATIONS**

1st September 2015 Version 22

Model Year 2015

1.1 CHOOSE YOUR LEVEL

	FELINE	
ALLURE +	Exterior features <ul style="list-style-type: none">- 17" 'Eridan' alloy wheels Interior features <ul style="list-style-type: none">- Cielo panoramic glass roof with electric blind and ambient lighting- Aluminium pedals and door sills In-car entertainment <ul style="list-style-type: none">- Satellite navigation (including 5 years European mapping updates)	Safety and security <ul style="list-style-type: none">- Alarm Interior Trim <ul style="list-style-type: none">- Panama premium trim - Calima Ambience- Midnight black leather trim - Mistral Ambience
		
ACTIVE +	ALLURE	
	Exterior features <ul style="list-style-type: none">- 16" 'Hydre' alloy wheels- Directional front fog lights- Chrome door mirrors- Rear parking aid- Dark tinted rear windows- Stainless steel front and rear scuff plates Interior features <ul style="list-style-type: none">- LED instrument dial surround- LED Track - Laser cut headlighting with backlighting- Leather steering wheel & gearknob Comfort and convenience <ul style="list-style-type: none">- Visibility pack (automatic headlights, windscreen wipers & electrochromic rear view mirror)- Front and rear electric windows, 'one touch' for all- Electric, heated and folding door mirrors- Passenger seat height adjustment	Heating and ventilation <ul style="list-style-type: none">- Automatic dual zone air conditioning Safety and security <ul style="list-style-type: none">- Grip control (according to engine) Interior Trim <ul style="list-style-type: none">- Oxford black or Beijing bronze premium trim
		
ACCESS A/C +	ACTIVE	
	Exterior features <ul style="list-style-type: none">- Front fog lights- 16" 'Hydre' alloy wheels (except EGC versions) Interior features <ul style="list-style-type: none">- Leather steering wheel In-car entertainment <ul style="list-style-type: none">- Multifunction colour Touchscreen- USB input for external audio device- Bluetooth connectivity- DAB Digital radio	Interior Trim <ul style="list-style-type: none">- Tokyo black trim
		
	ACCESS A/C	
	Exterior features <ul style="list-style-type: none">- Rear lamps featuring 'claw effect' LED's- LED Daytime running lights- Colour coded door mirrors and door handles- Roof bars Interior features <ul style="list-style-type: none">- 2/3 1/3 rear bench seat with one touch fold- Aviation style handbrake Comfort and convenience <ul style="list-style-type: none">- Electric front windows, 'one touch' for driver- Remote controlled central locking- Cruise control with speed limiter- Electrically operated and heated door mirrors- Height and reach adjustable steering wheel- Driver's seat height adjustment In-car entertainment <ul style="list-style-type: none">- Radio / CD player with steering column mounted controls- 3.5mm Jack for external audio device	Heating and ventilation <ul style="list-style-type: none">- Manual air conditioning with refrigerated glove box Safety and security <ul style="list-style-type: none">- Anti-Lock Braking (ABS)- Electronic Stability Programme (ESP)- 6 x airbags (front driver & passenger, side airbags and curtain airbags)- Space saver spare wheel Interior Trim <ul style="list-style-type: none">- Berlin black trim

1.2 CHOOSE YOUR LEVEL

SPECIAL EDITIONS

Urban Cross

Exterior features

- 17" 'Eridan' alloy wheels
- Front fog lights
- Nera Black door mirrors
- Stainless steel front and rear scuff plates
- 'Urban Cross' badging
- Amber red / emerald side decals
- Rear lamps featuring 'claw effect' LED's
- LED Daytime running lights
- Colour coded door handles
- Roof bars
- Rear parking aid

Interior features

- Leather steering wheel & gearknob with emerald contrast stitching
- 'Urban Cross' carpet mats with emerald / amber red embroidery
- Textured grey interior decor
- 2/3 1/3 rear bench seat with one touch fold
- Aviation style handbrake

In-car entertainment

- Multifunction colour Touchscreen
- USB input for external audio device
- Bluetooth connectivity
- DAB Digital radio

Comfort and convenience

- Electric front windows, 'one touch' for driver
- Remote controlled central locking
- Cruise control with speed limiter
- Height and reach adjustable steering wheel
- Driver's seat height adjustment
- Electric, heated and folding door mirrors

Heating and ventilation

- Manual air conditioning with refrigerated glove box

Safety and security

- Anti-Lock Braking (ABS)
- Electronic Stability Programme (ESP)
- 6 x airbags (front driver & passenger, side airbags and curtain airbags)
- Space saver spare wheel
- Grip control

Interior Trim

- Urban Cross premium trim with emerald contrast stitching

2.1 CHOOSE YOUR VERSION

Manufacturer's recommended retail prices Peugeot 2008 Crossover price list

	ENGINE	HP	VERSION TITRE CODE (DIALOG description)	CO ₂ g/km	BASIC MRRP	VAT (£)	TOTAL MRRP	P11D VALUE £	2015/16 BIK %	ON THE ROAD MRRP
ACCESS A/C	1.2L PureTech 82	82	1PI4SYFKQ5T0A0D0 (2008 ACC A/C PT82)	114	10,399.17	2,079.83	12,479.00	13,140.00	17	13,195.00
	1.6L BlueHDi 75	75	1PI4SYFKM5T0A0D0 (2008 ACC A/C BHD175)	97	11,774.17	2,354.83	14,129.00	14,790.00	17	14,845.00
ACTIVE	1.2L PureTech 82	82	1PI4SYLKQ5T0A0D0 (2008 ACT PT82)	114	11,315.83	2,263.17	13,579.00	14,240.00	17	14,295.00
	1.2L PureTech 82 ETG S&S	82	1PI4SYLKQVTOBMD0 (2008 ACT PT82 ETG)	102	12,003.33	2,400.67	14,404.00	15,065.00	14	15,120.00
	1.6L BlueHDi 75	75	1PI4SYLKM5T0A0D0 (2008 ACT BHD175)	97	12,690.83	2,538.17	15,229.00	15,890.00	17	15,945.00
	1.6L BlueHDi 100 S&S	100	1PI4SYLKEJTOA0D0 (2008 ACT BHD1100)	95	13,190.83	2,638.17	15,829.00	16,490.00	17	16,545.00
URBAN CROSS	1.2L PureTech 110 S&S	110	1PI4SYLCQJT003D0 (2008 U Cross-PT110)	108	13,149.17	2,629.83	15,779.00	16,440.00	16	16,495.00
	1.6L BlueHDi 100 S&S	100	1PI4SYLKEJT003D0 (2008 U Cross-BHD1100)	95	14,107.50	2,821.50	16,929.00	17,590.00	17	17,645.00
ALLURE	1.2L PureTech 82	82	1PI4SYHKQ5T0A0D0 (2008 ALL PT82)	114	12,399.17	2,479.83	14,879.00	15,540.00	17	15,595.00
	1.2L PureTech 82 ETG S&S	82	1PI4SYHKQVTOBMD0 (2008 ALL PT82 ETG)	102	13,086.67	2,617.33	15,704.00	16,365.00	14	16,420.00
	1.2L PureTech 110 S&S	110	1PI4SYHCQJTOA0D0 (2008 ALL PT110)	108	13,482.50	2,696.50	16,179.00	16,840.00	16	16,895.00
	1.2L PureTech 130 S&S	130	1PI4SYHCRKTOA0D0 (2008 ALL PT130)	110	13,815.83	2,763.17	16,579.00	17,240.00	17	17,295.00
	1.6L BlueHDi 100 S&S	100	1PI4SYHKEJTOA0D0 (2008 ALL BHD1100)	95	14,440.83	2,888.17	17,329.00	17,990.00	17	18,045.00
	1.6L BlueHDi 120 S&S	120	1PI4SYHKDKTOA0D0 (2008 ALL BHD1120)	96	14,940.83	2,988.17	17,929.00	18,590.00	17	18,645.00
FELINE Calima Ambiance	1.2L PureTech 110 S&S	130	1PI4SYVCQJTOA0D0 (2008 FEL PT110)	108	14,649.17	2,929.83	17,579.00	18,240.00	16	18,295.00
	1.2L PureTech 130 S&S	130	1PI4SYVCRKTOA0D0 (2008 FEL PT130)	110	14,982.50	2,996.50	17,979.00	18,640.00	17	18,695.00
	1.6L BlueHDi 100 S&S	100	1PI4SYVKEJTOA0D0 (2008 FEL BHD1100)	95	15,607.50	3,121.50	18,729.00	19,390.00	17	19,445.00
	1.6L BlueHDi 120 S&S	120	1PI4SYVKDKTOA0D0 (2008 FEL BHD1120)	96	16,107.50	3,221.50	19,329.00	19,990.00	17	20,045.00
FELINE Mistral Ambiance	1.2L PureTech 110 S&S	130	1PI4SYNCQJTOA0D0 (2008 FEL PT110-LTR)	108	14,899.17	2,979.83	17,879.00	18,540.00	16	18,595.00
	1.2L PureTech 130 S&S	130	1PI4SYNCRKTOA0D0 (2008 FEL PT130-LTR)	110	15,232.50	3,046.50	18,279.00	18,940.00	17	18,995.00
	1.6L BlueHDi 100 S&S	100	1PI4SYNKEJTOA0D0 (2008 FEL BHD1100-LTR)	95	15,857.50	3,171.50	19,029.00	19,690.00	17	19,745.00
	1.6L BlueHDi 120 S&S	120	1PI4SYNKDKTOA0D0 (2008 FEL BHD1120-LTR)	96	16,357.50	3,271.50	19,629.00	20,290.00	17	20,345.00

Shaded versions include Grip Control as standard

Grip Control

Grip Control optimises traction in low-grip conditions. It adapts to the terrain by acting on the front wheels, using the electronic components already present on the vehicle. The driver remains in control and can decide at any time to move from Standard mode using the dial located on the centre console, choosing instead Snow, Off-Road, Sand or ESP Off.

Normal mode:

System calibrated with a low and fixed level of spin based on a compromise between the different levels of grip normally encountered.

ESP OFF:

Allows the possibility of disconnecting the dynamic stability control (ESP) and the traction assistance (ASR/Grip Control) up to 30 mph to give back complete control to the driver. Beyond this speed, the systems reconnect automatically for your safety.

Sand mode:

Mode which allows some simultaneous spin of the driving wheels to allow the vehicle to move and reduce the risk of being trapped in the sand.

Snow mode:

On moving off, the system adapts its strategy to the conditions of grip encountered wheel by wheel. When making progress, the system optimises spin to provide the best acceleration possible according to the grip available. Recommended in deep snow or on a steep slope.

Mud mode:

Mode which on moving off allows a lot of spin at the wheel with the least grip to allow the mud to be cleared and grip restored. At the same time, the wheel with the most grip is managed to transmit as much torque as possible. When making progress, the system optimises spin to best meet the driver's requirements.



3. TECHNOLOGY PAGE

PureTech Petrol Engines

This 3-cylinder petrol engine technology delivers energetic drive and performance, excellent fuel economy and low CO₂ emissions. It's the result of intelligent, innovative engineering, which combines reduced weight materials with the efficiency of direct fuel injection to give you maximum pleasure behind the wheel, at any speed, for less.

The engine choice on the 2008 Crossover includes the 1.2L PureTech 110 and 130 S&S, which won the 'International engine of the year 2015' award in the 1.0L to 1.4L category.



7" Touchscreen & Satellite Navigation



Perfectly positioned, the 7" touch screen* gives you access to a wide range of functions, including music streaming, USB connectivity and hands-free Bluetooth calling.

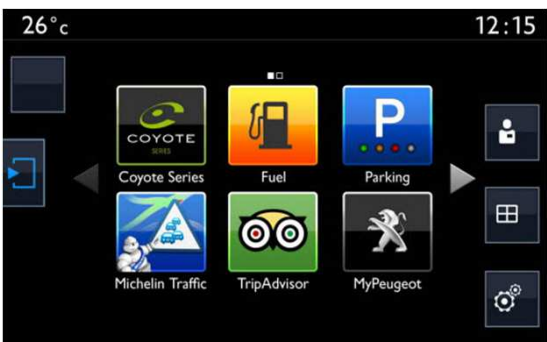
Plus, the interactive and easy to use Satellite Navigation* system will take the stress out of any journey.

Peugeot Connect Apps

In 2008 models with a Touch Screen (Active and above), you have the option to purchase a Peugeot Connect Apps USB key, which houses 3G connectivity, a GPS receiver and storage for the built in software interface and applications (apps). Simply insert the key into the USB socket in your car.

Peugeot Connect Apps is accessed and controlled via the Connected Services menu on your car's Touch Screen.

The apps, including driving aids and live traffic, parking and POI information, are accessed by simply touching the corresponding icon - exactly as you would with your smartphone.



*Standard, optional or unavailable according to version.

BlueHDi Diesel Engines

BlueHDi is the name given to Peugeot's latest generation of diesel engines, now available on the 2008 Crossover.

The result of a world-famous diesel heritage plus innovation and engineering excellence developed on the race tracks of Le Mans, BlueHDi complies with Euro 6 emission standards, to deliver exceptional fuel economy and CO₂ emissions alongside a driving experience rich in power and performance.

A three stage cleansing process specifically targets the pollutants of diesel combustion, removing hydrocarbons and carbon monoxide, reducing nitrogen oxides by up to 90% and eliminating 99.9% of particulates. BlueHDi delivers the cleanest diesel engine possible and exceptional fuel economy of up to 78.5mpg with CO₂ as low as 95 g/km.



Park Assist

The Park Assist* system assesses the size of space available to ensure that it fits the dimensions of your vehicle. Ultrasonic sensors and steering management take over to manoeuvre in and out of the parking space for you.

Acceleration, braking, gear changes and use of the clutch in a manual transmission are left in your control. As you manoeuvre, the system gives you visual and audio information to ensure your safety.



Peugeot Connect SOS & Assistance

Peugeot Connect SOS* is now in use in most major European countries, including the UK, and is technology that could prove vital in an emergency.

Automatic emergency call: if the airbags inflate or the seat belt pretensioners are triggered, the vehicle automatically makes an emergency call on behalf of the driver. Peugeot Connect SOS then locates the vehicle, establishes telephone communication with its occupants and arranges for the appropriate emergency service to be dispatched.

Manual emergency call: whether the victim or the witness of an emergency situation, the driver can call Peugeot Connect SOS quickly by pressing the SOS button located on the dashboard (and holding for 3 seconds).



4. CHOOSE YOUR OPTIONS

			ACCESS A/C	ACTIVE	URBAN CROSS	ALLURE	FELINE	Basic RRP £ Excluding VAT	VAT @ 20%	Total RRP £ Including VAT
PAINT	Metallic Paint	0MM0	<input type="radio"/>	<input type="radio"/>	<input checked="" type="radio"/>	<input type="radio"/>	<input type="radio"/>	412.50	82.50	495.00
	Pearlescent Paint	M6N9				<input type="radio"/>	<input type="radio"/>	537.50	107.50	645.00
WHEELS	17" 'Eridan' Brilliant Black alloy wheel upgrade	ZH4F					<input type="radio"/>	83.33	16.67	100.00
OPTIONS	Visibility pack: Automatic Lights and wiper with Electrochrome rear view mirror	WV33		<input type="radio"/>		<input checked="" type="radio"/>	<input checked="" type="radio"/>	150.00	30.00	180.00
	Heated Seats	NA01				<input type="radio"/>	<input type="radio"/>	125.00	25.00	150.00
	High level retaining net	TK01	<input type="radio"/>	<input type="radio"/>		<input type="radio"/>	<input type="radio"/>	66.67	13.33	80.00
	Cielo Panoramic Glass Roof	OK01				<input type="radio"/>	<input checked="" type="radio"/>	333.33	66.67	400.00
	Rear Parking Aid + electric folding door mirrors	UB01		<input type="radio"/>	<input checked="" type="radio"/>	<input checked="" type="radio"/>	<input checked="" type="radio"/>	308.33	61.67	370.00
	Park Assist (automatic parallel parking system)	UB08				<input type="radio"/>	<input type="radio"/>	250.00	50.00	300.00
IN CAR ENTERTAINMENT	Level 2 Radio / CD, USB input and 3.5mm Jack, Bluetooth and steering column mounted controls	WLV5	<input type="radio"/>					150.00	30.00	180.00
	Single CD unit - Dealer Fit ONLY			<input type="radio"/>	<input type="radio"/>	<input type="radio"/>	<input type="radio"/>	199.99	40.00	239.99
	Peugeot Connect Apps V1 - Dealer Fit ONLY (<i>£199.00 is an introductory price, normal price £279.00</i>) - only compatible with vehicles that do not have Sat Nav			<input type="radio"/>	<input type="radio"/>	<input type="radio"/>		165.83	33.17	199.00
	Peugeot Connect Apps V2 - Dealer Fit ONLY - only compatible with vehicles equipped with Sat Nav			<input type="radio"/>		<input type="radio"/>	<input type="radio"/>	249.17	49.83	299.00
	Satellite Navigation (including 5 years European mapping updates)	WLQM		<input type="radio"/>		<input type="radio"/>	<input checked="" type="radio"/>	375.00	75.00	450.00
	Peugeot Connect SOS and Assistance	WLWZ		<input type="radio"/>		<input type="radio"/>		208.33	41.67	250.00
	Satellite Navigation (including 5 years European mapping updates) and Peugeot Connect SOS and Assistance	WLIA					<input type="radio"/>	250.00	50.00	300.00
	Satellite Navigation (including 5 years European mapping updates) and Peugeot Connect SOS and Assistance	WLIA		<input type="radio"/>		<input type="radio"/>		583.33	116.67	700.00
INTERIOR TRIM	Midnight Black Leather Trim (and heated seats)	3UFX	Allure				625.00	125.00	750.00	

● Standard ○ Option at extra cost

5.1 KNOW YOUR EQUIPMENT

		ACCESS A/C	ACTIVE	URBAN CROSS	ALLURE	FELINE	Notes
SAFETY & SECURITY	ESP with Hill Assist	●	●	●	●	●	Hill Assist not available on 1.2L PureTech 82 engines
	Speed Alarm / Speed Limiter	●	●	●	●	●	
	ABS with Electronic Brake Force Distributor (EBFD) & Emergency Brake Assist (EBA)	●	●	●	●	●	
	Automatic Hazard Light Activation (activates when emergency braking)	●	●	●	●	●	
	Child Safety door locking	●	●	●	●	●	
	Grip control			●	●	●	Dependant on engine - please refer to prices page
	Seatbelt alarm	●	●	●	●	●	
	Driver and Passenger airbag with Passenger airbag deactivation switch	●	●	●	●	●	
	Front side airbags	●	●	●	●	●	
	Front and rear curtain airbags	●	●	●	●	●	
	Aviation style handbrake	●	●	●	●	●	
	Thatcham approved Cat 2 immobiliser	●	●	●	●	●	
	Rear seat 3 point ISOFIX location mounts x 2	●	●	●	●	●	
	3 x 3-point rear seat belts	●	●	●	●	●	
	Space saver spare wheel	●	●	●	●	●	
	Deadlocking	●	●	●	●	●	
Tyre Pressure Sensors	●	●	●	●	●		
Ultrasonic alarm					●	Brings in a 'Plip' spare key	
COMFORT & CONVENIENCE	Tinted rear and rear side windows				●	●	
	Rear parking aid		○	●	●	●	Brings in electric, folding door mirrors on Active
	Park Assist (automatic parallel parking system)				○	○	Not available on 1.2L PureTech 82 ETG engine
	Visibility Pack - Auto headlights, Auto wipers and electrochrome rear view mirror		○		●	●	
	Cruise control	●	●	●	●	●	Linked to speed alarm / speed limiter
	Electrically assisted power steering	●	●	●	●	●	
	Height and reach adjustable steering wheel	●	●	●	●	●	
	Electric front windows	●	●	●	●	●	
	Electric Rear Windows				●	●	
	'One touch' Electric front driver's window	●	●	●			
	'One touch' Electric windows (All)				●	●	
	12v power socket	●	●	●	●	●	
Remote control central locking	●	●	●	●	●		
IN CAR ENTERTAINMENT	Satellite Navigation (including 5 years European mapping updates)		○		○	●	
	Multifunction colour Touch Screen: external CD player upgrade		○	○	○	○	
	Peugeot Connect Apps: Dealer fit		○	○	○	○	
	Peugeot Connect SOS and Assistance		○		○	○	
	DAB digital radio		●	●	●	●	
	Radio / CD and 3.5mm jack for external audio device with steering column remote controls	●					
	Multifunction colour Touch Screen (7" touchscreen) with USB / 3.5mm jack and Bluetooth with steering wheel mounted controls		●	●	●	●	
	2 front speakers plus 2 tweeters	●					
2 front and 2 rear speakers plus 2 tweeters		●	●	●	●		
HEATING & VENTILATION	Manual air conditioning with glove box vent	●	●	●			
	Automatic Dual Zone Air Conditioning				●	●	
KEY INSTRUMENTS	Instrument panel LCD screen display	White		Colour			
	LED instrument dial surround			Blue			
	Large multifunction (7") colour Touch Screen		●	●	●	●	
	External temperature gauge	●	●	●	●	●	
	Gear shift indicator	●	●	●	●	●	
	Trip computer	●	●	●	●	●	
		●	●	●	●	●	

● Standard ○ Option at extra cost

5.2 KNOW YOUR EQUIPMENT

		ACCESS A/C	ACTIVE	URBAN CROSS	ALLURE	FELINE	Notes
INTERIOR FEATURES / SEATING	Leather trimmed steering wheel		●	●	●	●	
	LED Track - Laser cut headlining with ambient backlighting				●		
	Cielo roof with ambient lighting and electric blind				○	●	
	Passenger and driver sunvisors with vanity mirrors	●	●	●	●	●	Illuminated on Feline
	Leather effect and chrome gear knob				●	●	
	Aviation style handbrake	●	●	●	●	●	
	Aluminium sills			●	○	●	Sills linked to leather option on Allure
	Aluminium pedals					●	
	Cloth interior trim	●	●	●			
	Premium part leather effect interior trim				●		
Premium alcantara / part leather effect interior trim					●	Feline Calima Ambience	
Leather interior trim				○	●	Feline Mistral Ambience	
EXTERIOR FEATURES / WHEELS	Black injected radiator grille with bright chrome surround	●	●				
	Radiator grille with bright chrome surround and bright chrome bars			●	●	●	
	Roof bars	●	●	●	●	●	
	Black fog lamp blanks	●					
	Fog lamps with bright chrome surrounds		●	●	●	●	
	Rear Sports Spoiler - Colour coded	●	●	●	●	●	
	Metallic paint	○	○	●	○	○	
	Solid Paint	●	●	●	●	●	
	Colour coded door handles	●	●	●	●	●	
	Colour coded door mirrors	●	●	●			
	Chrome door mirrors				●	●	
	Steel wheel with wheel trims	●					See page 5.2
	Alloy wheels		●	●	●	●	See page 5.2
Alloy wheels Personalisation				○	○	See page 5.2	
Space saver spare wheel	●	●	●	●	●		
LIGHTING & VISIBILITY	LED Daytime Running lights	●	●	●	●	●	
	Static fog lights		●	●			
	Cornering assist fog lights				●	●	
	Rear 'Claw' effect LED lights	●	●	●	●	●	
	Rear fog light	●	●	●	●	●	
	LED interior lights with illuminated footwell				●	●	
	'Follow me home' lighting	●	●	●	●	●	
	Electrically operated and heated door mirrors	●	●				
	Electrically operated and heated door mirrors with electric folding operation		○	●	●	●	Linked to Rear Parking Aid option on Active
Rear wash wipe	●	●	●	●	●		
SEATING	2/3 1/3 rear bench with one touch fold	●	●	●	●	●	
	Driver seat height adjustment	●	●	●	●	●	
	Passenger seat height adjustment				●	●	
	Rear head restraints x 3	●	●	●	●	●	
	Heated seats				○	○	Standard on Feline with Mistral Ambience

● Standard ○ Option at extra cost

6.1 CHOOSE YOUR UPHOLSTERY

6.1.1 COLOURS AND TRIMS

Specification level	SOLID COLOUR	METALLIC COLOURS (Cost Option)						PEARLESCENT COLOUR (Cost Option)
	Bianca White	Nera Black	Spirit Grey	Emerald	Cumulus Grey	Nimbus Grey	Amber Red	Pearlescent White
	P0WP	M09V	M0G5	M0DZ	M0F4	M0VL	M0V7	M6N9
ACCESS A/C	●	○	○		○	○		
ACTIVE	●	○	○		○	○	○	
URBAN CROSS	●	●		●		●	●	
ALLURE	●	○	○		○	○	○	○
FELINE	●	○	○		○	○	○	○



Bianca White



Nera Black



Spirit Grey



Emerald



Cumulus Grey



Nimbus Grey



Amber Red



Pearlescent White

Specification level	Interior Ambience	Interior Trim	Trim code	Trim primary / secondary colour	Trim primary / secondary material	Fascia Colour	Door interior grab handle colour	Air Vent and Touchscreen Surrounds	Intrument panel and fascia panel detailing	
ACCESS A/C	Mistral	Berlin Black Trim	9AFX	Black / Silver	Cloth	Black	Brilliant Black	Satin Chrome	Brilliant Black	●
ACTIVE	Mistral	Tokyo Black Trim	9BFX	Black / Brown	Cloth	Black	Bronze	Satin Chrome	Bronze	●
URBAN CROSS	Mistral	Urban Cross Trim	9DFU	Black	Cloth	Black		Satin Chrome		●
ALLURE	Mistral	Oxford Black Premium Trim	9DFX	Black / Silver	Cloth / Leather effect	Black	Satin Chrome	Satin Chrome	Brilliant Black	●
	Calima*	Beijing Bronze Premium Trim	18FQ	Bronze	Cloth / Leather effect	Black	Satin Chrome	Satin Chrome	Brilliant Black	●
	Mistral	Midnight Black Leather Trim (Optional)	3UFX	Black	Leather	Black	Satin Chrome	Satin Chrome	Brilliant Black	○
FELINE	Calima	Panama Premium Trim	9EFQ	Mocha	Alcantara / Leather effect	Bronze	Bronze Stripe Effect	Bronze Chrome	Bronze Stripe Effect	●
	Mistral	Midnight Black Leather Trim	3UFX	Black	Leather	Black	Satin Chrome	Satin Chrome	Brilliant Black	●

*Calima ambience on Allure is only compatible with Bianca White or Pearlescent White paint

6.1 CHOOSE YOUR UPHOLSTERY (cont...)

6.1.1 COLOURS AND TRIMS (cont...)



9AFX - Berlin Black Trim



9BFX - Tokyo Black Trim



9DFU - Urban Cross Trim



9DFX - Oxford Black Premium Trim



18FQ - Beijing Bronze Premium Trim



3UFX - Midnight Black Leather Trim (optional Allure)



9EFQ - Panama Premium Trim



3UFX - Midnight Black Leather Trim

6.2 CHOOSE YOUR WHEELS

6.2.1 ALLOYS AND WHEEL TRIMS

	CODE	TYRES	ACCESS A/C	ACTIVE	URBAN CROSS	ALLURE	FELINE
Space saver spare wheel			•	•	•	•	•
15" Steel Wheel with 'Iode' wheel trim	ZH4B	TBRR	•				
16" Steel Wheel with 'Strontium' wheel trim (1.2L PureTech 82 ETG S&S version only)	ZH54	UBRR		•			
16" 'Hydre' Alloy Wheel - Gris Dilium (Allure - 1.2L PureTech 82)	ZH4C	TBRR		•		•	
16" 'Hydre' Alloy Wheel - Gris Dilium (1.2L PureTech 82 ETG S&S version only)	ZH4C	UBRR				•	
16" 'Hydre' Anthra Alloy Wheel (unavailable on 1.2L PureTech 82 & ETG)	ZH4D	Mud & Snow				•	
17" 'Eridan' Black Wheel	ZH58	Mud & Snow			•		
17" 'Eridan' Anthra Alloy Wheel	ZH4E	Mud & Snow					•
17" 'Eridan' Brilliant Black Alloy Wheel	ZH4F	Mud & Snow					○



Iode



Strontium



Hydre Gris Dilium



Hydre Anthra



Eridan Anthra



Eridan Black



Eridan Brilliant Black

7.1 KNOW EVERYTHING ABOUT YOUR 2008 Petrol

		1.2L PureTech 82	1.2L PureTech 82 ETG S&S	1.2L PureTech 110 S&S	1.2L PureTech 130 S&S
DRIVETRAIN	Fuel type	Petrol	Petrol	Petrol	Petrol
	Cubic capacity (cc)	1,199	1,199	1,199	1,199
	Maximum power hp (Kw)	82 (60) @ 5750 rpm	82 (60) @ 5750 rpm	110 (81) @ 5500 rpm	128 (94) @ 5000 rpm
	Maximum torque Nm	118 @ 2750 rpm	118 @ 2750 rpm	205 @ 1500 rpm	230 @ 1750 rpm
	4 speed automatic				
	5 speed manual	●		●	
	5 speed ETG		●		
6 speed manual				●	
BRAKES	ESP	●	●	●	●
	Front discs	●	●	●	●
	Rear discs	●	●	●	●
TYRES	Tyres	195/65 R15 H 195/60 R16 H	205/55 R16 V 195/60 R16 H	195/60 R16 H 205/50 R17 V	195/60 R16 H 205/50 R17 V
	Tyre Size	15" or 16"	16"	16" or 17"	16" or 17"
	Suspension	Front: Pseudo Mc Pherson / rear: Cross deformable			
FUEL TANK	Capacity (litres)	50			
PERFORMANCE (driver only)	Maximum speed (mph)	105	106	119	124
	Acceleration (sec) <i>1000m standing start</i>	35.1	36.3	31.4	30.4
	<i>Acceleration 0-62 mph (sec)</i>	13.5	15.4	9.9	9.3
FUEL CONSUMPTION EMISSIONS	Urban drive cycle MPG (litres/100km)	47.1 6.0	56.5 5.0	48.7 5.8	47.1 6.0
	Extra Urban drive cycle MPG (litres/100km)	65.7 4.3	70.6 4.0	70.6 4.0	68.9 4.1
	Combined drive cycle MPG (litres/100km)	57.6 4.9	64.2 4.4	60.1 4.7	58.9 4.8
	Carbon Dioxide (CO2) emissions (g/km)	114	102	108	110
	Regulation Emission Standard	Euro 6	Euro 6	Euro 6	Euro 6
VEHICLE WEIGHT INFORMATION (KG) 5 door variant	Gross vehicle weight	1,593	1,593	1,656	1,675
	Kerb weight (full tank)	1,045	1,055	1,090	1,160
	Mass in service	1,130	1,130	1,165	1,235
	Gross train weight	2,043	2,043	2,606	2,625
	Maximum braked trailer weight	770	770	1,270	1,270
	Maximum tow ball weight	51			
AERODYNAMICS	SCx (m ²)	0.72	0.69	0.72	
DIMENSIONS	Overall length	4,159			
	Body including door handles / with door mirrors folded / open	1,739 / 1,829 / 2,004			
	Ride height (full tank)	1,556			
	Wheelbase	2,538			
	Front overhang / Rear overhang	0,820 / 0,801			
	Front track / Rear Track	1,482 / 1,492			
	Total boot volume	360 dm ³			
INSURANCE GROUP	Access A/C	11E			
	Active	11E	11E		
	Urban Cross			18A	
	Allure	11E	11E	18A	21A
	Feline			19A	21A

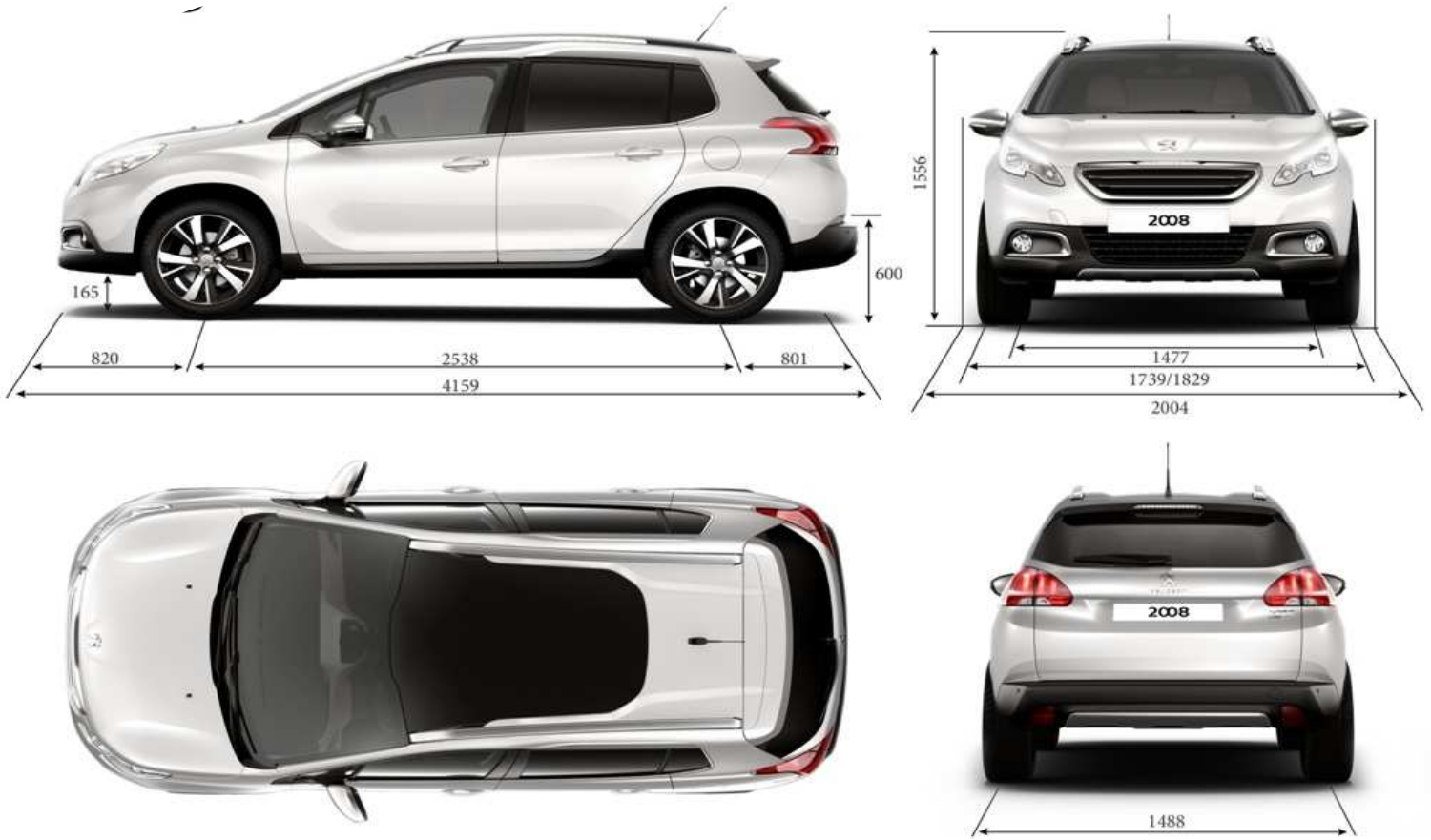
7.2 KNOW EVERYTHING ABOUT YOUR 2008 Diesel

		1.6L BlueHDi 75	1.6L BlueHDi 100 S&S	1.6L BlueHDi 120 S&S
DRIVETRAIN	Fuel type	Diesel	Diesel	Diesel
	Cubic capacity (cc)	1,560	1,560	1,560
	Maximum power hp (Kw)	75 (55) @ 3500 rpm	99 (73) @ 3750 rpm	120 (88) @ 3500 rpm
	Maximum torque Nm	230 @ 1750 rpm	254 @ 1750 rpm	300 @ 1750 rpm
	5 speed manual	●	●	
	6 speed manual			●
6 speed EGC				
BRAKES	ESP	●	●	●
	Front discs	●	●	●
	Rear discs	●	●	●
TYRES	Tyres	195/65 R15 H 195/60 R16 H	195/60 R16 H 205/50 R17 V	195/60 R16 H 205/50 R17 V
	Tyre Size	15" or 16"	16" or 17"	16" or 17"
	Suspension	Front: Pseudo Mc Pherson / rear: Cross deformable		
FUEL TANK	Capacity (litres)	50		
PERFORMANCE (driver only)	Maximum speed (mph)	103	114	119
	Acceleration 1000m standing start	35.5	32.9	31.5
	Acceleration 0-62 mph (sec)	13.8	11.3	9.6
FUEL CONSUMPTION EMISSIONS	Urban drive cycle MPG (litres/100km)	64.2 4.4	67.3 4.2	65.7 4.3
	Extra Urban drive cycle MPG (litres/100km)	85.6 3.3	85.6 3.3	85.6 3.3
	Combined drive cycle MPG (litres/100km)	76.3 3.7	78.5 3.6	76.3 3.7
	Carbon Dioxide (CO2) emissions (g/km)	97	95	96
	Regulation Emission Standard	Euro 6	Euro 6	Euro 6
VEHICLE WEIGHT INFORMATION (KG) 5 door variant	Gross vehicle weight	1,680	1,710	1,726
	Kerb weight (full tank)	1,160	1,180	1,200
	Mass in service	1,235	1,255	1,275
	Gross train weight	2,300	2,660	2,706
	Maximum braked trailer weight	940	1,270	1,300
	Maximum tow ball weight	51	53	
AERODYNAMICS	SCx (m ²)	0.72	0.72	
DIMENSIONS	Overall length	4,159		
	Body including door handles / with door mirrors folded / open	1,739 / 1,829 / 2,004		
	Ride height (full tank)	1,556		
	Wheelbase	2,538		
	Front overhang / Rear overhang	0,820 / 0,801		
	Front track /Rear Track	1,482 / 1,492		
	Total boot volume L - VDA	360 dm ³		
INSURANCE GROUP	Access A/C	15E		
	Active	15E	18A	
	Urban Cross		19A	
	Allure		19A	22A
	Feline		19A	22A

1 = Performance measured in automatic mode

7.3 KNOW EVERYTHING ABOUT YOUR 2008 - Dimensions

Exterior Dimensions (mm)



Interior Dimensions (mm)



	(mm)
A	720
B	611
C1	874
C2	1689
D	814
E	752
E1	1042
E2	514
E3	841
F	898
G	876
H	478
I	468
J	1360
K	1408
L	1337
M	1386
N	230

8. SERVICE CONTRACTS

Peugeot offer two levels of Service Contract:

Optiway Service Plan

What's included:

- > Optiway Service Plans offer complete assurance that all your servicing costs will be completely covered for the duration of the plan
- > We offer Optiway Service Plans for up to five years with many mileage options
- > One-off up front or monthly direct debit payment options available
- > All packages are affordable and inflation proof, which means they will remain at a fixed cost for the duration of the plan.

Monthly price examples*:

3 Years / 35,000 Miles	4 Years / 45,000 Miles	5 Years / 55,000 Miles
12.99 per month	13.99 per month	13.99 per month

Extended Peugeot Assistance*

What's included: Extension of your Peugeot Assistance Cover

- > Offers you the opportunity to extend Peugeot Assistance up to a further two years
- > Cover includes:
 - Peugeot Assistance from Home
 - Peugeot Roadside Assistance
 - Peugeot Recovery
 - Peugeot Onward Travel
 - Peugeot European Cover

* Excludes non-vehicle induced faults

To find out about extending your Peugeot Assistance cover, call **0800 294 0294**

FURTHER INFORMATION

MANUFACTURERS RECOMMENDED RETAIL PRICE ON THE ROAD

The On the Road MRRP featured includes the following:

Tax band	CO2 (g/km)	First Year VED	Annual Tax	First Reg fee	Delivery Charge	VAT @ 20% on Delivery	Total OTR Costs
A	Up to 100	£0.00	£0.00	£55.00	£550.83	£110.17	£716.00
B	101-110	£0.00	£20.00	£55.00	£550.83	£110.17	£716.00
C	111-120	£0.00	£30.00	£55.00	£550.83	£110.17	£716.00
D	121-130	£0.00	£110.00	£55.00	£550.83	£110.17	£716.00
E	131-140	£130.00	£130.00	£55.00	£550.83	£110.17	£846.00
F	141-150	£145.00	£145.00	£55.00	£550.83	£110.17	£861.00
G	151-165	£180.00	£180.00	£55.00	£550.83	£110.17	£896.00
H	166-175	£295.00	£205.00	£55.00	£550.83	£110.17	£1,011.00
I	176-185	£350.00	£225.00	£55.00	£550.83	£110.17	£1,066.00
J	186-200	£490.00	£265.00	£55.00	£550.83	£110.17	£1,206.00
K	201-225	£640.00	£290.00	£55.00	£550.83	£110.17	£1,356.00
L	226-255	£870.00	£490.00	£55.00	£550.83	£110.17	£1,586.00
M	Over 255	£1,100.00	£505.00	£55.00	£550.83	£110.17	£1,816.00

VAT is calculated at 20%

VAT is not applicable to cars sold in the Channel Islands

PEUGEOT 3 YEARS OF WARRANTY

All vehicles first registered in the UK and purchased from a UK Peugeot Dealer benefit from a Peugeot 2 year unlimited mileage manufacturer's warranty and a free optional additional 1 year of warranty provided by the Peugeot Dealer Network in the UK.

PEUGEOT ASSISTANCE

All new Peugeots come with Peugeot Assistance, our breakdown assistance service.

Provided by the AA, Peugeot Assistance is available every minute of the day and night; 365 days of the year, for you and anyone else driving your Peugeot with your permission.

Full details are available at www.peugeot.co.uk

TERMS AND CONDITIONS

Every endeavour has been made to ensure that the information, details and descriptions set out in this literature are correct, at the time of going to print.

It is our policy to continually improve our vehicles in every way. We reserve the right to modify our vehicles price, specification (including colour), equipment, accessories and characteristics or to discontinue any model, without notice, at any time.

To avoid any misunderstandings you are advised to check with your Peugeot Dealer the specification (including colour), equipment accessories and equipment relating to any Peugeot vehicle and the exact cost and availability prior to ordering.

Where a feature is described as an option in this publication it should be assumed that it is at extra cost unless specifically stated otherwise.

Issued by Sales and Marketing, Peugeot Motor Company PLC, Pinley House, Sunbeam Way, Coventry CV3 1ND.

For further information call Peugeot on 0845 200 1234 or visit our website at www.peugeot.co.uk



PEUGEOT