



PEUGEOT

## New 508 Saloon and SW

PRICES, EQUIPMENT AND  
TECHNICAL SPECIFICATIONS








July 2015 v1.



PEUGEOT

Model Year 2015

## 1. SPECIFICATION OVERVIEW

	<b>GT</b> 4 door saloon & 5 door SW	
GT LINE +	<b>In-car entertainment / communication</b> <ul style="list-style-type: none"><li>- Colour Head Up Display</li></ul> <b>Exterior features</b> <ul style="list-style-type: none"><li>- 19" 'Capella' Alloy Wheels</li></ul>	<b>Seating</b> <ul style="list-style-type: none"><li>- Electrically adjustable and Heated Front Seats</li><li>- Full grain Nappa leather trim</li></ul>
		
	<b>GT LINE</b> 4 door saloon & 5 door SW	
ALLURE +	<b>Exterior features</b> <ul style="list-style-type: none"><li>- 18" 'GT Line' Alloy Wheels</li><li>- Twin exhaust</li></ul> <b>Exterior lighting and visibility</b> <ul style="list-style-type: none"><li>- Full LED Headlamps with fully integrated LED Daytime Running Lights</li></ul>	<b>Seating</b> <ul style="list-style-type: none"><li>- Marston Tramontane Half Leather Trim with red stitching (manually adjustable without heating function)</li></ul>
		
	<b>ALLURE</b> 4 door saloon & 5 door SW	
ACTIVE +	<b>Comfort and convenience</b> <ul style="list-style-type: none"><li>- Front and Rear Parking Aid</li><li>- Peugeot Open and Go System (Keyless Entry with Start/Stop Button)</li><li>- Automatic Electric Parking Brake with Hill Assist</li><li>- Reversing Camera</li></ul> <b>Exterior lighting and visibility</b> <ul style="list-style-type: none"><li>- LED Fog Lights</li></ul>	<b>Seating</b> <ul style="list-style-type: none"><li>- Electrically Adjustable and Heated Front Seats</li><li>- Marston Tramontane Half Leather Trim</li></ul> <b>Exterior features</b> <ul style="list-style-type: none"><li>- 18" 'Naos' Alloy Wheels</li><li>- Panoramic glass roof (SW only)</li></ul> <b>Safety and security</b> <ul style="list-style-type: none"><li>- Blind Spot Monitoring System</li></ul>
		
	<b>ACTIVE</b> 4 door saloon & 5 door SW	
	<b>Exterior lighting and visibility</b> <ul style="list-style-type: none"><li>- Automatic Headlamps and Wipers</li><li>- Electrochrome Rearview Mirror</li><li>- LED Daytime Running Lights</li><li>- Halogen Headlights</li></ul> <b>Comfort and convenience</b> <ul style="list-style-type: none"><li>- Rear Parking Aid (includes cruise control and speed limiter)</li><li>- Electric Folding Door Mirrors</li><li>- Tinted Rear and Side Windows</li><li>- Electric Windows (front and rear)</li></ul> <b>In-car entertainment / communication</b> <ul style="list-style-type: none"><li>- DAB Digital Radio (Non Hybrid versions only)</li><li>- Bluetooth</li><li>- CD Player</li><li>- 7" Multifunction Colour Touchscreen</li><li>- Satellite Navigation</li></ul> <b>Heating and ventilation</b> <ul style="list-style-type: none"><li>- Automatic Dual-Zone Air Conditioning</li></ul>	<b>Exterior features</b> <ul style="list-style-type: none"><li>- 17" 'Rana' Alloy Wheels</li></ul> <b>Seating</b> <ul style="list-style-type: none"><li>- Manual Seat Controls with Electric Lumbar Support</li></ul> <b>Safety and security</b> <ul style="list-style-type: none"><li>- Anti-Lock Braking (ABS), Electronic Brake Force Distribution (EBFD), Emergency Braking Assistance (EBA)</li><li>- Curtain Airbags for Front and Rear Windows</li><li>- Driver and Front Passenger Front and Side Airbags</li><li>- Ultrasonic Alarm</li><li>- Electronic Stability Programme and Traction Control (ESP and ASR), Dynamic Stability Control (CBC)</li><li>- Remote Control Central Locking with Deadlocks</li><li>- Peugeot Connect SOS and Assistance</li></ul>

## 2. MANUFACTURER'S RECOMMENDED PRICES - 508 Saloon

July 2015 v1.

	ENGINE	HP	TITRE CODE (DIALOG DESCRIPTION)	Model Year	CO2 g/km	BASIC MRRP (£)	VAT (£)	TOTAL MRRP (£)	P11D VALUE (£)	2015/16 BIK %	ON THE ROAD MRRP (£)*
ACTIVE	1.6L BlueHDi 120 S&S 6-speed manual	120	1PW2 A4 L KD K 70 A0 C0 (508 ACT BHD1120)	2015	103	18,149.17	3,629.83	21,779.00	22,440.00	18	22,495.00
	1.6L BlueHDi 120 S&S 6-speed automatic	120	1PW2 A4 L KD Q 70 A0 C0 (508 ACT BHD1120 AUTO)	2015	102	18,982.50	3,796.50	22,779.00	23,440.00	18	23,495.00
	2.0L BlueHDi 150 S&S 6-speed manual	150	1PW2 A4 L KB K 70 A0 C2 (508 ACT BHD1150)	2014	101	19,149.17	3,829.83	22,979.00	23,640.00	18	23,695.00
ALLURE	1.6L BlueHDi 120 S&S 6-speed manual	120	1PW2 A4 P KD K 70 A0 C1 (508 ALL BHD1120)	2015	103	19,899.17	3,979.83	23,879.00	24,540.00	18	24,595.00
	1.6L BlueHDi 120 S&S 6-speed automatic	120	1PW2 A4 P KD Q 70 A0 C1 (508 ALL BHD1120 AUTO)	2015	102	20,732.50	4,146.50	24,879.00	25,540.00	18	25,595.00
	2.0L BlueHDi 150 S&S 6-speed manual	150	1PW2 A4 P KB K 70 A0 C2 (508 ALL BHD1150 SS)	2015	101	20,899.17	4,179.83	25,079.00	25,740.00	18	25,795.00
	2.0L BlueHDi HY4 ETG S&S 6-speed automatic	200	1PW2 A4 P BB W 70 A0 C3 (508 HYBRID4)	2015	95	26,190.84	5,238.16	31,429.00	32,090.00	17	32,145.00
GT LINE	1.6L BlueHDi 120 S&S 6-speed manual	120	1PW2 A4 T KD K 70 A0 C0 (508 GT-L BHD1120)	2015	103	20,732.50	4,146.50	24,879.00	25,540.00	18	25,595.00
	1.6L BlueHDi 120 S&S 6-speed automatic	120	1PW2 A4 T KD Q 70 A0 C0 (508 GT-L BHD1120 AUTO)	2015	102	21,565.83	4,313.17	25,879.00	26,540.00	18	26,595.00
	2.0L BlueHDi 150 S&S 6-speed manual	150	1PW2 A4 T KB K 70 A0 C2 (508 GT-L BHD1150 SS)	2015	101	21,732.50	4,346.50	26,079.00	26,740.00	18	26,795.00
GT	2.0L BlueHDi 180 S&S 6-speed automatic	180	1PW2 A4 S KA Q 70 A0 C3 (508 GT BHD1180 AUTO)	2015	110	24,690.83	4,938.17	29,629.00	30,160.00	20	30,345.00

\* On the road includes Delivery, Number Plates, 12 months Road Fund Licence and First Registration Fee

## 2. MANUFACTURER'S RECOMMENDED PRICES - 508 SW

	ENGINE	HP	TITRE CODE (DIALOG DESCRIPTION)	Model Year	CO2 g/km	BASIC MRRP (£)	VAT (£)	TOTAL MRRP (£)	P11D VALUE (£)	2014/15 BIK %	ON THE ROAD MRRP (£)*
ACTIVE	1.6L BlueHDi 120 S&S 6-speed manual	120	1PW2 C5 L KD K 70 A0 C0 (508 SW ACT BHD1120)	2015	104	19,149.17	3,829.83	22,979.00	23,640.00	18	23,695.00
	1.6L BlueHDi 120 S&S 6-speed automatic	120	1PW2 C5 L KD Q 70 A0 C0 (508 SW ACT BHD1120 AUTO)	2015	108	19,982.50	3,996.50	23,979.00	24,640.00	19	24,695.00
	2.0L BlueHDi 150 S&S 6-speed manual	150	1PW2 C5 L KB K 70 A0 C2 (508 SW ACT BHD1150)	2015	102	20,149.17	4,029.83	24,179.00	24,840.00	18	24,895.00
ALLURE	1.6L BlueHDi 120 S&S 6-speed manual	120	1PW2 C5 P KD K 70 A0 C1 (508 SW ALL BHD1120)	2015	104	21,065.83	4,213.17	25,279.00	25,940.00	18	25,995.00
	1.6L BlueHDi 120 S&S 6-speed automatic	120	1PW2 C5 P KD Q 70 A0 C1 (508 SW ALL BHD1120 AUTO)	2015	108	21,899.17	4,379.83	26,279.00	26,940.00	19	26,995.00
	2.0L BlueHDi 150 S&S 6-speed manual	150	1PW2 C5 P KB K 70 A0 C2 (508 SW ALL BHD1150 SS)	2015	102	22,065.83	4,413.17	26,479.00	27,140.00	18	27,195.00
GT LINE	1.6L BlueHDi 120 S&S 6-speed manual	120	1PW2 C5 T KD K 70 A0 C0 (508 SW GT-L BHD1120)	2015	104	21,899.17	4,379.83	26,279.00	26,940.00	18	26,995.00
	1.6L BlueHDi 120 S&S 6-speed automatic	120	1PW2 C5 T KD Q 70 A0 C0 (508 SW GT-L BHD1120 AUTO)	2015	108	22,732.50	4,546.50	27,279.00	27,940.00	19	27,995.00
	2.0L BlueHDi 150 S&S 6-speed manual	150	1PW2 C5 T KB K 70 A0 C2 (508 SW GT-L BHD1150)	2015	102	22,899.17	4,579.83	27,479.00	28,140.00	18	28,195.00
GT	2.0L BlueHDi 180 S&S 6-speed automatic	180	1PW2 C5 S KA Q 70 A0 C3 (508 SW GT BHD1180 AU)	2015	114	25,857.50	5,171.50	31,029.00	31,545.00	20	31,745.00

\* On the road includes Delivery, Number Plates, 12 months Road Fund Licence and First Registration Fee

### Peugeot BlueHDi : Pioneering on MPG and CO2

BlueHDi is the name given to Peugeot's latest generation of diesel engines. The result of a world-famous diesel heritage plus innovation and engineering excellence developed on the race track of Le Mans, BlueHDi complies with Euro 6\* emission standards, to deliver exceptional fuel economy and CO2 emissions alongside a driving experience rich in power and performance.

A three stage cleansing process specifically targets the pollutants of diesel combustion, removing hydrocarbons and carbon monoxide, reducing nitrogen oxides by up to 90% and eliminating 99.9%<sup>ii</sup> of particulates. BlueHDi delivers the cleanest diesel engine possible and exceptional fuel economy of up to 80.7mpg with CO2 as low as 101 g/km<sup>iii</sup>.

(<sup>ii</sup>by number <sup>iii</sup>model and version dependent)



### 3. OPTIONS

July 2015 v1.

● = Standard ○ = Option at extra cost

		ACTIVE	ALLURE	GT LINE	GT	Basic RRP £ Excluding VAT	VAT @ 20%	Total RRP £ Including VAT	
COMFORT AND CONVENIENCE	Sunroof including anti-pinch guard. <b>(SALOON ONLY)</b>	TC07	-	○	○	○	466.67	93.33	560.00
	Panoramic glass roof <b>(SW ONLY)</b>	OK01	○	-	-	-	333.33	66.67	400.00
	Claudia Tramontane leather trim	Q1FX	-	○	-	-	512.50	102.50	615.00
	Quad-Zone automatic air conditioning, rear side sunblinds and (saloon only) rear window sunblind	RT05	-	○	○	○	258.33	51.67	310.00
	Quad-Zone automatic air conditioning and rear side sunblinds <b>(SW ONLY)</b>	RT05	-	○	○	○	258.33	51.67	310.00
	Load restraining net <b>(SW ONLY)</b>	NM01	○	-	-	-	133.33	26.67	160.00
	Motorised tailgate and load restraining net <b>(SW ONLY)</b>	MO02	-	○	○	○	400.00	80.00	480.00
	Blind Spot Detection, front parking sensors and rear parking camera	UB07	○	-	-	-	604.17	120.83	725.00
	Full LED Headlamps with fully integrated LED Daytime Running Lights	LA05	○	○	-	-	833.33	166.67	1,000.00
	Peugeot Connect Apps V2 <sup>1</sup> - Dealer Fit Only - only compatible with vehicles equipped with Satellite Navigation		○	○	○	○	249.17	49.83	299.00
	Colour Head Up Display	WLXU	-	○	○	-	258.33	51.67	310.00
	Colour Head Up Display - Hybrid version only	WLXK	-	○	-	-	258.33	51.67	310.00
	JBL Hi-Fi kit, Colour head up display	WLXV	-	○	○	-	591.67	118.33	710.00
	JBL Hi-Fi kit, Colour head up display - Hybrid version only	WLXL	-	○	-	-	591.67	118.33	710.00
JBL Hi-Fi kit	WLXV	-	-	-	○	333.33	66.67	400.00	
EXTERIOR FEATURES	Metallic paint	M0--	○	○	○	○	433.33	86.67	520.00
	Pearlescent paint	M6--	○	○	○	○	562.50	112.50	675.00
	17" Style 06 'Metallica' Alloy Wheels	ZH7B	○	-	-	-	416.67	83.33	500.00

<sup>1</sup> Peugeot Connect Apps: An apps service that is designed to respond to all of your requirements during a journey, services include: fuel station locations and the pricing of their fuel, Trip Advisor to provide reviews of nearby attractions, restaurants, pubs, cafes & hotels. Users can also use the Michelin restaurant guide to search for quality eateries, along a journey the Michelin Traffic guide provides real time information on traffic around the vehicle allowing you to avoid delays.

## 4. EQUIPMENT

● = Standard ○ = Option at extra cost

		ACTIVE	ALLURE	GT LINE	GT
BODY STYLE	Four door SALOON	●	●	●	●
	Five door SW	●	●	●	●
SEATING	Electric lumbar adjustment of driver seat	●	●	●	●
	Electrically adjustable and heated front seats	-	●	-	●
	Cocher Tramontane cloth trim	●	-	-	-
	Marston Tramontane half leather trim (GT Line includes red stitching)	-	●	●	-
	Claudia Tramontane Leather Trim	-	○	-	-
	Nappa full grain leather trim	-	-	-	●
SAFETY AND SECURITY	Driver and front passenger front and side airbags	●	●	●	●
	Curtain airbags for front and rear windows	●	●	●	●
	Anti-Lock Braking (ABS), Electronic Brake Force Distribution (EBFD), Emergency Braking Assistance (EBA)	●	●	●	●
	Electronic Stability Programme and Traction Control (ESP and ASR), Dynamic Stability Control (CBC)	●	●	●	●
	Tyre pressure sensors	●	●	●	●
	Three point inertia reel seat belts on all seats	●	●	●	●
	Ultrasonic alarm (Thatcham Category 1 approved)	●	●	●	●
	Locking wheel bolts	●	●	●	●
	Space Saver Spare Wheel	●	●	●	●
	Puncture Repair Kit (HYbrid4)	-	●	-	-
	Deadlocks	●	●	●	●
	Rolling code transponder immobiliser	●	●	●	●
COMFORT AND CONVENIENCE	Leather multifunction steering wheel (non-leather on Access)	●	●	●	●
	Luxury GT Line theme carpet mats	-	-	●	-
	Luxury carpet mats	-	●	-	●
	Electrohydraulic power assisted steering	●	●	●	●
	Blind Spot Monitoring, front parking aid and rear parking camera	○	●	●	●
	Rear parking aid (includes cruise control and speed limiter)	●	●	●	●
	One-touch electric front and rear windows	●	●	●	●
	Electric, heated folding door mirrors	●	●	●	●
	Tinted rear and side windows	●	●	●	●
	Load restraining net (SW ONLY)	○	-	-	-
	Motorised tailgate and load restraining net (SW ONLY) - <i>See note 1</i>	-	○	○	○
	Automatic electric parking brake with hill assist	-	●	●	●
	Peugeot Open and Go System (Keyless Entry with Start/Stop Button) - <i>See note 2</i>	-	●	●	●
IN-CAR ENTERTAINMENT / COMMUNICATION	Peugeot Connect Sound - DAB Digital/FM Radio / CD player with MP3 playback. <b>DAB N/A on Hybrid4 versions.</b>	●	●	●	●
	Bluetooth telephone facility with audio streaming	●	●	●	●
	Peugeot Connect Navigation with bluetooth	●	●	●	●
	Peugeot Connect USB Box	●	●	●	●
	Colour Head Up Display	-	○	○	●
	Peugeot Connect SOS and Assistance - <i>See note 3</i>	●	●	●	●
	JBL Hi-Fi	-	○	○	○
HEATING AND VENTILATION	Automatic dual-zone air conditioning	●	●	●	●
	Automatic quad-zone air conditioning	-	○	○	○

## 4. EQUIPMENT (Continued)

● = Standard ○ = Option at extra cost

		ACTIVE	ALLURE	GT LINE	GT
INTERIOR FEATURES	5-dial instrument panel with monochrome amber display matrix	●	●	●	-
	5-dial instrument panel with colour display matrix	-	-	-	●
	7" Multifunction Colour Touchscreen	●	●	●	●
	Leather multifunction steering wheel	●	●	●	●
	12V accessory power point front & rear	●	●	●	●
EXTERIOR FEATURES	Metallic paint	○	○	○	○
	Panoramic Glass Roof (SW only)	○	●	●	●
	Satin Chrome roof rails (SW only)	●	●	●	●
	17" 'Metallica' Alloy Wheels	○	-	-	-
	17" 'Rana' Alloy wheels	●	-	-	-
	18" 'Naos' Alloy wheels	-	●	-	-
	18" 'GT Line' Alloy wheels	-	-	●	-
19" 'Capella' Alloy wheels	-	-	-	●	
EXTERIOR LIGHTING AND VISIBILITY	New Efficiency Optics (NEO) Halogen headlamps	●	●	-	-
	Full LED Headlamps with fully integrated LED Daytime Running Lights	○	○	-	-
	Full LED Headlamps with fully integrated LED Daytime Running Lights with Peugeot Smartbeam Assistance - <i>See note 5</i>	-	-	●	●
	LED Front Fog Lights	-	●	●	●
	Automatic headlamps and wipers	●	●	●	●
	Daytime running lights	●	●	●	●
	Electrochrome rear view mirror	●	●	●	●

### NOTES:

1. Motorised tailgate on SW allows opening/closing of the tailgate from key, drivers seat or from control on tailgate
2. Peugeot Open and Go system replaces a mechanical key with a vehicle identifier. Electronic recognition of the identifier gives hands free access to 508 and starting and stopping is simply activated by pressing the Start/Stop button.
3. Peugeot Connect SOS and Assistance pinpoints the location of the vehicle in the event of accident or breakdown and enables the dispatch of emergency or assistant services.
4. Independent Programmable Heating System permits a faster increase in temperature of the passenger compartment decreasing the time needed to reach desired comfort level.
5. Peugeot Smartbeam Assistance monitors driving conditions and surroundings of 508 and automatically switches headlamps to full beam when conditions allow.

# 5. COLOURS, TRIMS, WHEELS

## 5.1 COLOURS AND TRIMS

SOLID COLOUR (no cost option)	METALLIC COLOURS (extra cost option)							
Bianca White	Pearl White	Nera Black	Shark Grey	Aluminium	Egyptian Blue	Bistre	Cumulus Grey	Flint
POWP	M6N9	M09V	M09P	M0ZR	M0T4	M0K2	M0F4	M0EH

● = Standard ○ = Option at extra cost

Model	Trim	Code	Bianca White	Pearl White	Nera Black	Shark Grey	Aluminium	Egyptian Blue	Bistre	Cumulus Grey	Flint
ACTIVE	Black	Cocher Cloth	3DFX	●	○	○	○	○	○	○	○
ALLURE	Black	1/2 Leather/Marston Cloth	3FFX	●	○	○	○	○	○	○	○
	Black	Simple Claudia Leather	Q1FX	●	○	○	○	○	○	○	○
GT LINE	Black	1/2 Leather/Marston Cloth/Red Stitching	3FFJ	●	○	○	○	○	○	○	○
GT	Black	Full Grain Nappa Leather	4HFJ	●	○	○	○	○	○	○	○

Please be advised that the images below are for colour illustration purposes only and do not reflect actual vehicle styling.



Bianca White



Aluminium



Bistre



Egyptian Blue



Nera Black



Flint



Shark Grey



Cumulus Grey




Perlescent White

## 5.2 DASHBOARD DECOR



Echo

Standard on Allure / GT Line/GT



Prismatic

Active

Standard on

## 5.3 ALLOY WHEELS

	ACTIVE	ALLURE	GT LINE	GT
17" 'Rana' Alloy wheels (Style 04)	●			
17" 'Metallica' Alloy wheels (Style 06) - Cost Option	○			
18" 'Naos' Alloy wheels (Style 07)		●		
18" 'GT Line' Alloy wheels (Style 08)			●	
19" 'Capella' Alloy wheels (Style 12)				●



Rana (Style 04)



Metallica (Style 06)



Naos (Style 07)



GT Line (Style 08)



Capella (Style 12)

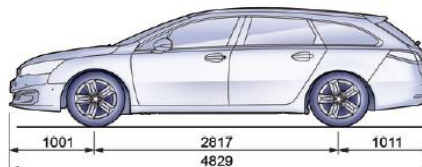
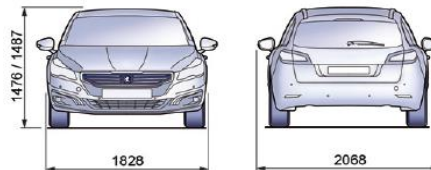
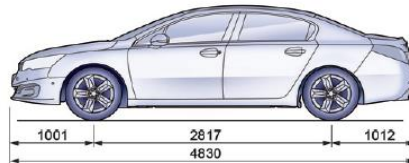
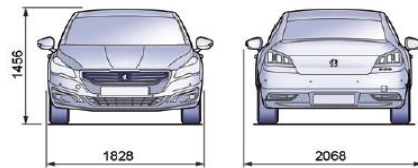
## 6. TECHNICAL SPECIFICATION

		1.6L BlueHDI 120 S65 6-speed manual	1.6L BlueHDI 120 S65 6-speed automatic	2.0L BlueHDI 150 S65 6-speed manual	2.0L BlueHDI 180 S65 6-speed automatic	2.0L BlueHDI Hybrid4 ETG S65 6-speed automatic	
<b>DRIVETRAIN</b>	Fuel type	Diesel	Diesel	Diesel	Diesel	Diesel/Electric	
	Cubic capacity (cc)	1560	1560	1997	1997	1997	
	Maximum power hp (Kw)	120 (88) @ 3500	120 (88) @ 3500	150 (110) @ 4000	181 (133) @ 3750	163 (120) @ 3850 (Diesel) 37 (27) @ 2000 to 7500 (Electric)	
	Maximum torque lb/ft (Nm)	221 (300) @ 1750	221 (300) @ 1750	273 (370) @ 2000	295 (400) @ 2000	225 (300) @ 1750 (Diesel) 150 (200) (Electric)	
	Induction	Turbo charger	Turbo charger	Turbo charger	Turbo charger	Turbo charger	
	6 speed manual	•		•			
	6 speed Electronically Controlled Manual Gearbox (ETG)					•	
6 speed automatic		•		•			
<b>BRAKES</b>	Front and rear discs	•	•	•	•	•	
<b>SUSPENSIONS AND TYRES</b>	Front suspension	Pseudo MacPherson with helical springs and dampers			Double wishbone & drop-link hub carrier	Pseudo MacPherson	
	Rear suspension	Multi-arm with helical springs and multi-valve dampers					
	Size - 17" wheels (Alloy)	215/55 R 17 W					
	Size - 18" wheels (Alloy)	235/ 45 R 18 W				235/ 45 R 18 W	
	Size - 19" wheels (Alloy Option)				235/40 R 19 W		
Space saver spare wheel	•	•	•	•	Repair Kit		
<b>FUEL TANK</b>	Capacity (litres)	72					
<b>PERFORMANCE (driver only)</b>	Maximum speed (mph) saloon (SW)	126 (124)	125 (123)	130 (130)	143 (140)	130	
	Acceleration 0-62 mph (sec) saloon (SW)	11 (11.3)	11 (11.2)	8.9 (9.1)	8.5 (8.6)	8.6	
<b>FUEL CONSUMPTION</b>	<b>SALOON</b>	Urban drive cycle MPG (litres/100km)	60.1 (4.7)	62.8 (4.5)	62.8 (4.5)	56.5 (5.0)	72.4 (3.9)
		Extra Urban drive cycle MPG (litres/100km)	78.5 (3.6)	78.5 (3.6)	80.7 (3.5)	74.3 (3.8)	68.9 (4.1)
		Combined drive cycle MPG (litres/100km)	70.6 (4.0)	72.4 (3.9)	72.4 (3.9)	67.3 (4.2)	70.6 (4.0)
	<b>SW</b>	Urban drive cycle MPG (litres/100km)	58.9 (4.8)	60.1 (4.7)	61.4 (4.6)	55.4 (5.1)	
		Extra Urban drive cycle MPG (litres/100km)	74.3 (3.8)	74.3 (3.8)	80.7 (3.5)	70.6 (4.0)	
		Combined drive cycle MPG (litres/100km)	67.2 (4.2)	67.3 (4.2)	72.4 (3.9)	64.2 (4.4)	
<b>EMISSIONS INFORMATION</b>	<b>SALOON</b>	Regulated Emission Standard	Euro 6	Euro 6	Euro 6	Euro 6	Euro 6
		Carbon Dioxide (CO2) emissions (g/km)	103	102	101	110	95
	<b>SW</b>	Regulated Emission Standard	Euro 6	Euro 6	Euro 6	Euro 6	
		Carbon Dioxide (CO2) emissions (g/km)	104	108	102	114	
<b>VEHICLE WEIGHT INFORMATION (KG)</b>	<b>SALOON</b>	Gross vehicle weight	2025	2045	2125	2165	2265
		Kerb weight	1410	1425	1500	1540	1660
		Mass in service	1605	1620	1670	1720	1815
		Gross train weight	3225	2945	3725	3465	2765
		Maximum braked trailer weight	1475	1175	1875	1575	775
		Maximum tow ball weight	75	75	75	75	75
	<b>SW</b>	Gross vehicle weight	2120	2140	2200	2240	
		Kerb weight	1430	1445	1520	1620	
		Mass in service	1625	1655	1705	1760	
		Gross train weight	3220	2940	3700	3440	
		Maximum braked trailer weight	1375	1075	1775	1475	
		Maximum tow ball weight	75	75	75	75	



## 6. TECHNICAL SPECIFICATION (Continued)

		1.6L BlueHDi 120 S&S 6-speed manual	1.6L BlueHDi 120 S&S 6-speed automatic	2.0L BlueHDi 150 S&S 6-speed manual	2.0L BlueHDi 180 S&S 6-speed automatic	2.0L BlueHDi Hybrid4 ETG S&S 6-speed automatic	
<b>DIMENSIONS (mm)</b>	<b>SALOON</b>	Length	4830				
		Width at handles	1853				
		Maximum height	1456				
		Wheelbase	2817				
		Front wheel track (maximum)	1579				
		Rear wheel track (maximum)	1552				
		Boot volume (dm <sup>3</sup> ) with rear seats in place to parcel shelf	473	339			
		Height of boot under parcel shelf at Row 2 seat back	503	365			
		Load floor length - rear seats in place	1052	982			
		Minimum load floor width	975				
	<b>SW</b>	Length	4829				
		Width at handles	1853				
		Maximum height	1476				
		Wheelbase	2817				
		Front wheel track (maximum)	1579				
		Rear wheel track (maximum)	1552				
		Boot volume (dm <sup>3</sup> ) with rear seats in place to parcel shelf height	512				
		Boot volume (dm <sup>3</sup> ) with rear seats folded to parcel shelf height	1118				
		Boot volume (dm <sup>3</sup> ) with rear seats folded to roof height	1598				
		Height of boot under parcel shelf at Row 2 seat back	505				
Load floor length - rear seats in place	1060						
Load floor length - rear seats folded	1909						
Minimum load floor width	1113						
<b>INSURANCE DATA</b>	<b>ACTIVE</b>	25E	25E	29E			
	<b>ALLURE</b>	26E	26E	30E	36E		
	<b>GT LINE</b>	28E	28E	31E			
	<b>GT</b>				32E		



## 8.FURTHER INFORMATION

### MANUFACTURERS RECOMMENDED RETAIL PRICE ON THE ROAD

The On the Road MRRP featured includes the following:

Tax band	CO2 (g/km)	First Year VED	Annual Tax	First Reg fee	Delivery Charge	VAT @ 20% on Delivery	Total OTR Costs
A	Up to 100	£0.00	£0.00	£55.00	£550.83	£110.17	<b>£716.00</b>
B	101-110	£0.00	£20.00	£55.00	£550.83	£110.17	<b>£716.00</b>
C	111-120	£0.00	£30.00	£55.00	£550.83	£110.17	<b>£716.00</b>
D	121-130	£0.00	£110.00	£55.00	£550.83	£110.17	<b>£716.00</b>
E	131-140	£130.00	£130.00	£55.00	£550.83	£110.17	<b>£846.00</b>
F	141-150	£145.00	£145.00	£55.00	£550.83	£110.17	<b>£861.00</b>
G	151-165	£180.00	£180.00	£55.00	£550.83	£110.17	<b>£896.00</b>
H	166-175	£295.00	£205.00	£55.00	£550.83	£110.17	<b>£1,011.00</b>
I	176-185	£350.00	£225.00	£55.00	£550.83	£110.17	<b>£1,066.00</b>
J	186-200	£490.00	£265.00	£55.00	£550.83	£110.17	<b>£1,206.00</b>
K	201-225	£640.00	£290.00	£55.00	£550.83	£110.17	<b>£1,356.00</b>
L	226-255	£870.00	£490.00	£55.00	£550.83	£110.17	<b>£1,586.00</b>
M	Over 255	£1,100.00	£505.00	£55.00	£550.83	£110.17	<b>£1,816.00</b>

VAT is calculated at 20%

VAT is not applicable to cars sold in the Channel Islands

### PEUGEOT 3 YEARS OF WARRANTY

All vehicles first registered in the UK and purchased from a UK Peugeot Dealer benefit from a Peugeot 2 year unlimited mileage manufacturer's warranty and a free optional additional 1 year of warranty provided by the Peugeot Dealer Network in the UK.

### PEUGEOT ASSISTANCE

All new Peugeots come with Peugeot Assistance, our breakdown assistance service.

Provided by the AA, Peugeot Assistance is available every minute of the day and night; 365 days of the year, for you and anyone else driving your Peugeot with your permission.

Full details are available at [www.peugeot.co.uk](http://www.peugeot.co.uk)

### TERMS AND CONDITIONS

Every endeavour has been made to ensure that the information, details and descriptions set out in this literature are correct, at the time of going to print.

It is our policy to continually improve our vehicles in every way. We reserve the right to modify our vehicles price, specification (including colour), equipment, accessories and characteristics or to discontinue any model, without notice, at any time.

To avoid any misunderstandings you are advised to check with your Peugeot Dealer the specification (including colour),

equipment accessories and equipment relating to any Peugeot vehicle and the exact cost and availability prior to ordering.

Where a feature is described as an option in this publication it should be assumed that it is at extra cost unless specifically stated otherwise.

Issued by Sales and Marketing, Peugeot Motor Company PLC, Pinley House, Sunbeam Way, Coventry CV3 1ND.

**For further information call Peugeot on 0845 200 1234 or visit our website at [www.peugeot.co.uk](http://www.peugeot.co.uk)**



**PEUGEOT**



**PEUGEOT**