

April 2015



Das Auto.

California



THE ADVENTURE CONTINUES...

The **California** builds on Volkswagen's distinguished history of creating the perfect foundation for iconic camper vans. Born of a commercial vehicle concept created in 1947 by Dutch Volkswagen importer Ben Pon, the first campers offered home comforts and launched a new spirit of discovery, holidaymaking and travel. And with the California Beach and SE, this spirit and charm is as strong today as it was over 60 years ago. Thanks to its modern purpose-built design, superb features and quality engineering the California sets new standards of comfort, performance and safety. Turn the key, hit the road and let the adventure continue...


1947: THE LEGEND BEGINS.




T1: 1950-1968



T2: 1967-1979



T3: 1979-1992



T4: 1990-2003



- 04 Safety systems
- 06 Engines and gearboxes
- 08 BlueMotion Technology
- 10 4MOTION
- 12 California Beach
- 16 California SE
- 20 Standard equipment
- 22 Paint and upholstery
- 24 Alloy wheels, audio and communications
- 25 Engines and gearbox data
- 25 Economy and performance
- 26 Dimensions and interiors
- 26 Weights
- 28 Accessories
- 38 Service and warranties

YOUR SAFETY IS OUR PRIORITY.

Your safety is a vital factor, so we ensure that a long list of safety and security features are built-in to every vehicle we produce. Almost every part of the vehicle's design contributes to safety. Occupants are securely enclosed within a rigid safety cell with crumple zones to absorb crash energy, while the chassis and suspension are designed for excellent directional stability and handling. Features such as Anti-lock Braking System (ABS), Electronic Brakeforce Distribution (EBD/EBV), Electronic Stabilisation Programme (ESP) and driver and passenger front, side and curtain airbags are fitted as standard. When you need added grip, our optional 4MOTION all-wheel drive system helps to maintain traction in poor driving conditions or when driving off-road.

For extra security and protection, the California features an anti-theft alarm system and a two-seat rear bench with ISOFIX child seat mountings as standard. Optional features such parking sensors, reversing cameras, cornering lights, Bi-xenon headlights and Lane Change Assist all offer added peace-of-mind.



01 When the vehicle weight is transferred to the front wheels during braking, the **Electronic Brakeforce Distribution (EBD/EBV)** prevents lockup of the rear wheels, which are under less load. This helps your vehicle brake safely in a straight line.

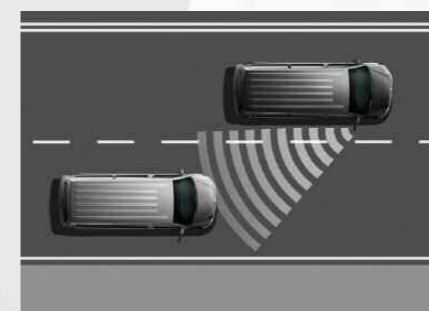
02 The **seatbelt warning** reminds the driver that their seatbelt is not fastened. An audiovisual signal is used to request that the seatbelt is fastened before you start driving.

03 The **Electronic Stabilisation Programme (ESP)** prevents the vehicle from swerving in critical driving conditions by controlled and targeted intervention in the brake and engine management. Thus, the vehicle achieves maximum directional stability.

04 The **tyre pressure monitoring** display activates a warning signal to highlight significant changes in tyre pressure. This lets the driver know that the tyre pressure should be checked as soon as possible.

05 The **Anti-lock Braking System (ABS)** prevents wheels from locking up and therefore significantly improves the manoeuvrability of the vehicle under heavy braking.

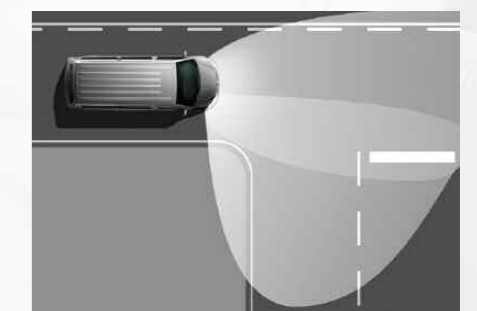
06 The **Brake Assist** system recognises the speed at which the brake pedal is actuated. In the case of reflex or emergency braking, the system applies full brake pressure more rapidly to achieve the shortest possible stopping distance.



Lane Change Assist^{1,2} has radar sensors to help monitor traffic. When you change lanes, the system warns you via flashing lights in the exterior mirrors if another vehicle is identified within the blind spot.



The **reversing camera¹** gives you an optimised view of the area behind your vehicle. Coloured lines on the display of the optional RNS 315 or RNS 510 satellite navigation systems indicate a safe route for parking.



Cornering lights¹, integrated into the front fog lights, help to illuminate curves and bends in the road ahead. This allows you to anticipate possible risks sooner, helping you to arrive at your destination safely.

¹ Lane Change Assist, reversing camera and cornering lights are available as optional extras.

² Lane Change Assist requires electric folding door mirrors to be fitted and includes rain sensor with auto-dimming rear-view mirror, cruise control and trip computer.

SMOOTH PROGRESS.

Our renowned TDI engines have long been setting the standards in diesel technology – and with rising fuel costs, we've also been working hard to lower fuel consumption, while reducing CO₂ emissions. The California range reflects this with a choice of three 2.0 litre common-rail diesel engines, all complying with Euro 5 emission limits and equipped with diesel particulate filters as standard.

Two of the engines use TDI technology, while the powerful 180PS diesel engine features BiTurbo (BiTDI) technology for the ultimate diesel experience. On the California Beach, there's a choice of 114PS or 140PS TDI diesel engines, while the SE offers either the 140PS TDI or the more powerful 180PS BiTDI twin-turbo diesel engine. And when mated to a choice of 5 or 6-speed manual, or 7-speed dual clutch direct shift (DSG) gearboxes, you'll discover our engines will carry you to your destination swiftly and smoothly.

TDI

2.0 LITRE 84kW (114PS) TDI ENGINE.¹

The 114PS TDI diesel engine offers the perfect balance of power, torque and economy. Offering the lowest fuel consumption and CO₂ emissions in the range, it still delivers 250Nm maximum torque. This engine is available with a 5-speed manual gearbox.


2.0 LITRE 103kW (140PS) TDI ENGINE.¹

Thanks to a remarkable 340Nm maximum torque, the 140PS TDI diesel engine is a pleasure to drive. CO₂ emissions and fuel consumption have been significantly reduced for the sake of the environment and your pocket. This engine is available with a 6-speed manual gearbox or our innovative 7-speed dual clutch direct shift gearbox (DSG), while 4MOTION can also be specified.

2.0 LITRE 132kW (180PS) BiTDI ENGINE.¹

As the most powerful engine in the range, the amazing 180PS BiTDI diesel engine features BiTurbo (BiTDI) technology and produces an incredible 400Nm maximum torque. This results in a driving experience that's second to none. This engine is available with a 6-speed manual gearbox or 7-speed dual clutch direct shift gearbox (DSG), while 4MOTION can also be specified.

¹ Please refer to page 25 for information about fuel consumption and CO₂ emissions.



DUAL CLUTCH DIRECT SHIFT GEARBOX (DSG).

Our 7-speed, dual clutch direct shift gearbox (DSG) can be used as a fully automatic gearbox, or as a responsive quick-shift manual. The innovative dual clutch system not only facilitates an instant gear change, but can also benefit fuel consumption, whilst also helping to maintain swift and smooth progress.

BLUEMOTION TECHNOLOGY.

BlueMotion Technology (BMT) is included on all California models as standard. It consists of four key elements, namely **cruise control**, **low rolling resistance tyres**, **regenerative braking** and **Start/Stop**, which when added together, contribute to significant improvements in fuel consumption and CO₂ emissions. This not only benefits your pocket, but also the environment.



BLUEMOTION TECHNOLOGY

FOUR KEY ELEMENTS.

1. CRUISE CONTROL. By driving at a constant speed, cruise control saves fuel which would normally be wasted by fluctuations in speed. This lowers CO₂ emissions with the benefit of increasing driver comfort.

2. LOW ROLLING RESISTANCE TYRES. These don't need to work as hard to get your California moving (and keep it rolling) which is especially useful when travelling fully loaded. This reduces engine work, saves fuel and lowers CO₂ emissions.

3. REGENERATIVE BRAKING. When you brake, the energy recuperation system uses momentum to turn the alternator and charge the battery. A well charged battery results in the engine doing less work, which in-turn saves fuel and lowers CO₂ emissions.

4. START/STOP. Allows you to save fuel by automatically turning the engine off when you stop and engage neutral. As soon as you depress the clutch, the engine starts up again. A simple, but highly effective system.

4MOTION. GET THERE SAFELY.

4MOTION

The California's innovative 4MOTION all-wheel drive system enables sure-footed progress when you encounter rain, snow, mud or gravel. It's designed to maintain traction while offering improved road holding and increased safety in poor surface conditions. Available on models that use either a 140PS or 180PS diesel engine, 4MOTION reacts to even the slightest wheel slip and distributes power and drive to the wheels with the most grip. All this happens in milliseconds, through control units that are linked to the vehicle's dynamic sensors, engine management system and gearbox. For added safety, 4MOTION is compatible with Anti-lock Braking System (ABS), Electronic Brakeforce Distribution (EBD/EBV) and Electronic Stabilisation Programme (ESP).



WADING DEPTH.¹



300mm

RAMP ANGLE.²



14°

APPROACH AND DEPARTURE ANGLES.²



17°

21°

HILL CLIMBING ABILITY.³




37°

¹ Measured with standard equipment, a full load and maximum 18mph.
² Measured with standard equipment and a full load.
³ Measured with a 180PS BiTDI engine and a vehicle weight of 3.0t.

CALIFORNIA BEACH. EXTEND YOUR DAY.

Spacious people carrier, comfortable lounge, a good night's sleep – the **California Beach** offers so much more. Thanks to its versatile sliding floor rail system and wide variety of seating options, it's able to carry up to seven – including their luggage, camping or sports gear, and still sleep four. If you simply want to sit back and relax, you'll find swivelling cab seats with armrests and an ingenious pull-out folding table, enabling you to turn your Beach into a five-star lounge or dining area. And at the end of a perfect day, there's no need to rush home. The Beach's living area doubles as a cosy bedroom with pull-down blinds, while the manually operated pop-up roof creates a generous upper berth. Whether you're just out for the day or enjoying an extended break, the Beach is the perfect way to extend your day.



01



02



03



04



- 01 Cosy pop-up roof with slatted bed frame and foam mattress with hard-wearing cover.
- 02 Leather steering wheel, gearknob and gaiter.
- 03 Grippy protective floor covering, incorporating versatile rail system.
- 04 16" Miyato alloy wheels – standard on 114PS and 140PS Beach models.

- 05 Optional roll-out awning in Black or Silver – self supporting structure with fold-out legs.
- 06 Folding table – attaches to side sliding door when not in use.
- 07 Two folding camping chairs – conveniently stored within tailgate.



01



02



03



04

LIFE'S A BEACH.

Cleverly designed and well-equipped, the **California Beach** interior is a great place to be. Whether sat in the cab enjoying a commanding view on the way to your destination, or reclining in the living area after hitting the waves, the Beach adapts perfectly to everything life can throw at it – be it the school run, or a last-minute drive to the coast. And with numerous storage compartments and a comprehensive list of standard and optional features – not to mention Volkswagen's legendary build quality – you'll find the Beach is as practical and adaptable as it is stylish.

- 01 Standard layout with optional single first row seat, increases seating capacity to five.
- 02 Optional three-seat rear folding bench with optional first row seats, increases capacity to seven.
- 03 Standard RCD 310 radio with MP3 compatible CD player, AUX-IN socket and eight speakers.
- 04 Standard cruise control – helps save fuel and lower CO₂ emissions, while increasing driver comfort.

CALIFORNIA SE. IT'S OUT THERE.

From the moment you fasten the seatbelt and hit the road, your holiday begins. Drawing on 60 years experience, the **California SE** symbolises everything that's cool about camping and moves the original 'camper van' concept onto another level. As you'd expect, the SE includes everything you'll ever need – including a stainless steel sink, two-burner stove, temperature controlled cool/warm box, on-board fresh and waste water tanks, gas storage compartment, electric hook-up, two-person lower bed, masses of storage and the all important pop-up roof that's been a hallmark of Volkswagen campers down the ages. What's more everything fits together snugly, so there are no annoying rattles or squeaks while you're on the move.

However, it's attention-to-detail that sets the SE apart. From the hard-wearing and realistic wood-effect trim to the innovative floor rail system, or the remote/timer controlled parking heater to the central control system that operates most of the SE's features at the touch of a button, the SE stands-out as a vehicle that's been lovingly crafted for a new and enthusiastic generation of camper fans. Get out there and enjoy the view.



- 01 Optional headlight washer system with fluid level indicator and heated washer jets.
- 02 17" Thunder alloy wheels – standard on 180PS models.
- 03 Sliding shutter above cab area when pop-up roof is in lowered position.
- 04 Central electronic control system operates all key functions within the living area.

- 05 Flexible halogen spotlight – folding, multi-directional stem, targets light into the living area or pop-up roof.
- 06 Plastic moulded entrance step with illumination featuring California logo.
- 07 Optional first row seat incorporating armrests, folding backrest, 3-point seatbelt and height-adjustable head restraint.
- 08 Two-person lower bed – converts using the two-seat folding rear bench.

A TRUE HOME FROM HOME.

Clever design is at the heart of every California and with the **California SE**, we've taken time to consider every aspect of how you're likely to use the interior space. From the location of electrical sockets or choice of hygienic, wipe-clean frosted glass worktops, to the clever attachment system that runs around the kitchen unit or easy-to-use insulated window blinds, we've thought of practical ways to make life easier – after all, why complicate things when you're on holiday or enjoying a relaxing day out? Whether dining outside, using the optional roll-out awning, standard removable table or twin folding camping chairs that are stored in the tailgate, or whether tucked-up inside the aluminium pop-up roof on a comfy slatted bed frame and foam mattress, the California SE is a true home from home.



01



02



03



04

- 01 Gas stove with two burners.
- 02 Temperature controlled cool/warm box with 42 litre capacity and removable basket.
- 03 Wardrobe with door/sliding shutter access.
- 04 Gas storage compartment with additional shelving.

BEACH STANDARD EQUIPMENT.

AUDIO AND COMMUNICATIONS.

RCD 310 radio with single MP3 compatible CD player, AUX-IN socket and eight speakers.

CAMPING.

Awning rail – black with tent adapter.

Body-coloured pop-up aluminium roof, manually operated with grey canvas sides, two zip-opening side windows, fly screens, slatted bed frame, 55mm foam mattress and child safety net.

Folding chairs – two, stored in tailgate.

Folding table – attaches to side sliding door.

Insulated window blinds in cab and living area.

Second battery – operating voltage 12v.

Two-person lower bed – converts using the two-seat rear folding bench (length 2,000mm, width 1,500mm).

Two-person upper bed – converts using the pop-up roof (length 2,000mm, width 1,200mm).

EXTERIOR.

Body-coloured door mirrors and handles.

Body-coloured front and rear bumpers.

Door mirrors, electrically heated and adjustable.

Fixed side windows to near-side rear and off-side front and rear.

Galvanised steel body.

Heat insulating compound glass windscreen.

Heat insulating glass with green tint in cab and living area.

High-gloss black grille with chrome trim.

Roof rack preparation.

Sliding door – driver's side, manually operated.

Sliding side window to near-side front.

Tailgate with heated window and wash-wipe.

INTERIOR – CAB AREA.

Armrests for driver and passenger seats.

Auxiliary heater.

Carpet floor covering.

'Climatic' semi-automatic air conditioning with rear heater control.

Charcoal canister for ventilation system.

Cruise control.

Cup holder in dashboard.

Digital clock.

Dimmable dashboard illumination.

Dipping breakaway rear-view mirror.

Door stowage – two compartments with bottle holder able to accommodate 1.5 litre drinks bottles.

Electric front windows.

Interior light.

Leather steering wheel, gearknob and gaiter.

Lockable glove compartment.

Power assisted steering with safety steering column.

Storage net on lower dash passenger side.

Swivelling driver and passenger seats with lumbar, reach and rake adjustment.

Takato cloth upholstery.

Trip computer.

Twin sun visors – with illuminated vanity mirror, sliding cover and storage pocket.

Windscreen wiper intermittent control.

12v socket on dashboard.

INTERIOR – LIVING AREA.

Headlining – moulded and trimmed in fabric.

Luggage compartment – under lower bed extension.

Load-lashing rings.

Plastic side mouldings.

Plastic entrance step protection.

Sliding floor rail system.

Step illumination with California logo.

Storage box to left of two-seat rear bench.

Takato cloth upholstery.

Tough floor covering.

Two-seat rear folding bench – incorporates under-seat storage, ISOFIX child seat mountings and converts into a two-person bed.

12v and 230v UK socket.

SAFETY AND SECURITY.

Airbags – driver and front passenger (with passenger deactivation), side and front curtain.

Anti-glare adjustable rear-view mirror.

Anti-lock Braking System (ABS).

Anti-theft alarm system and immobiliser – Thatcham Category 1 alarm system with passenger compartment control in cab, back-up horn and tow-away protection.

Brake Assist.

Child lock on side sliding door.

Daytime running lights.

Electronic Brakeforce Distribution (EBD).

Electronic Differential Lock (EDL).

Electronic Stabilisation Programme (ESP).

First aid kit and warning triangle.

Headlight range adjustment.

Height-adjustable head restraints on all seats.

Height and rake adjustable steering column.

Hill Hold Assist.

Remote central locking with interior locking switch and two remote folding keys.

Seatbelt tensioners – driver and front passenger seats.

Start/Stop system with regenerative braking.

Traction Control System (TCS).

Two-tone horn.

Tyre pressure monitoring.

Warning sound and light when driver seatbelt not fastened.

3-point seatbelts on all seats.

WHEELS AND TYRES.

WHEELS

16" x 6.5J Miyato alloy wheels.

Full size steel spare wheel.

Locking wheel bolts.

Tool kit and jack.

TYRES

215/65 R16 low rolling resistance.

SE STANDARD EQUIPMENT IN ADDITION TO BEACH.

CAMPING.

Body-coloured pop-up aluminium roof, electrically operated with grey canvas sides, two zip-opening side windows, one zip-opening front window, fly screens, slatted bed frame, 55mm foam mattress and child safety net.

Central electronic control system – operates and/or displays battery charge level, battery capacity, external temperature, fridge temperature settings, fresh and waste water levels, waking alarm, parking heater settings and activation of electric pop-up roof.

Cool/warm box – 42 litre capacity with removable basket.

Electric hook-up on near-side rear.

Fresh water storage tank – 30 litre with lockable external filler cap on near-side rear and electric pump.

Gas storage compartment – takes 2.8kg gas cylinder and includes gas pressure regulator with shut-off valve.

Gas stove with two burners and pressure test point.

Kitchen unit – features textured wood-effect exterior, attachment rail, height-adjustable frosted glass covers, 12v and 230v sockets, storage cupboard with two sliding doors, cutlery drawer and houses stainless steel sink, gas stove, cool/warm box.

Stainless steel sink with height-adjustable tap and removable washing-up bowl.

Two-person lower bed – converts using the two-seat rear folding bench (length 2,000mm, width 1,140mm).

Two 72Ah auxiliary batteries – maintenance free with cut-off relay for powering living area.

Second battery – operating voltage 12v plus 230v AC inverter.

Waste water storage tank.

EXTERIOR.

Body-coloured protective side mouldings.

Door mirrors, electrically heated, adjustable and folding.

Double-glazed fixed side windows to near-side and off-side rear.

Front fog lights with cornering function.

Halogen headlights with double reflector design.

Heated front washer nozzles with washer fluid level indicator.

Power latching side sliding door.

Power latching tailgate with double-glazed heated window and wash-wipe.

Sliding side windows with fly screens to near-side and off-side front.

INTERIOR – CAB AREA.

Brushed aluminium-effect dashboard inserts.

Creta cloth upholstery.

Door stowage with moulded rubber inserts – two compartments with bottle holder able to accommodate 1.5 litre drinks bottles.

Dust and pollen filter.

Grab handle on driver and front passenger 'A' pillar.

Luxury cut pile floor mats.

Parking heater – programmable with remote control.

INTERIOR – LIVING AREA.

Creta cloth upholstery.

Drop-down rear compartment – features textured wood-effect exterior trim and incorporates rear speakers.

Flexible halogen spotlight – folding, multi-directional stem, targets light into the living area or pop-up roof.

Lighting above side entry and kitchen unit.

Wardrobe with door/sliding shutter access – features textured wood-effect exterior trim.

3-point seatbelts on all seats.

WHEELS AND TYRES.

WHEELS

17" x 7J Thunder alloy wheels (180PS models).

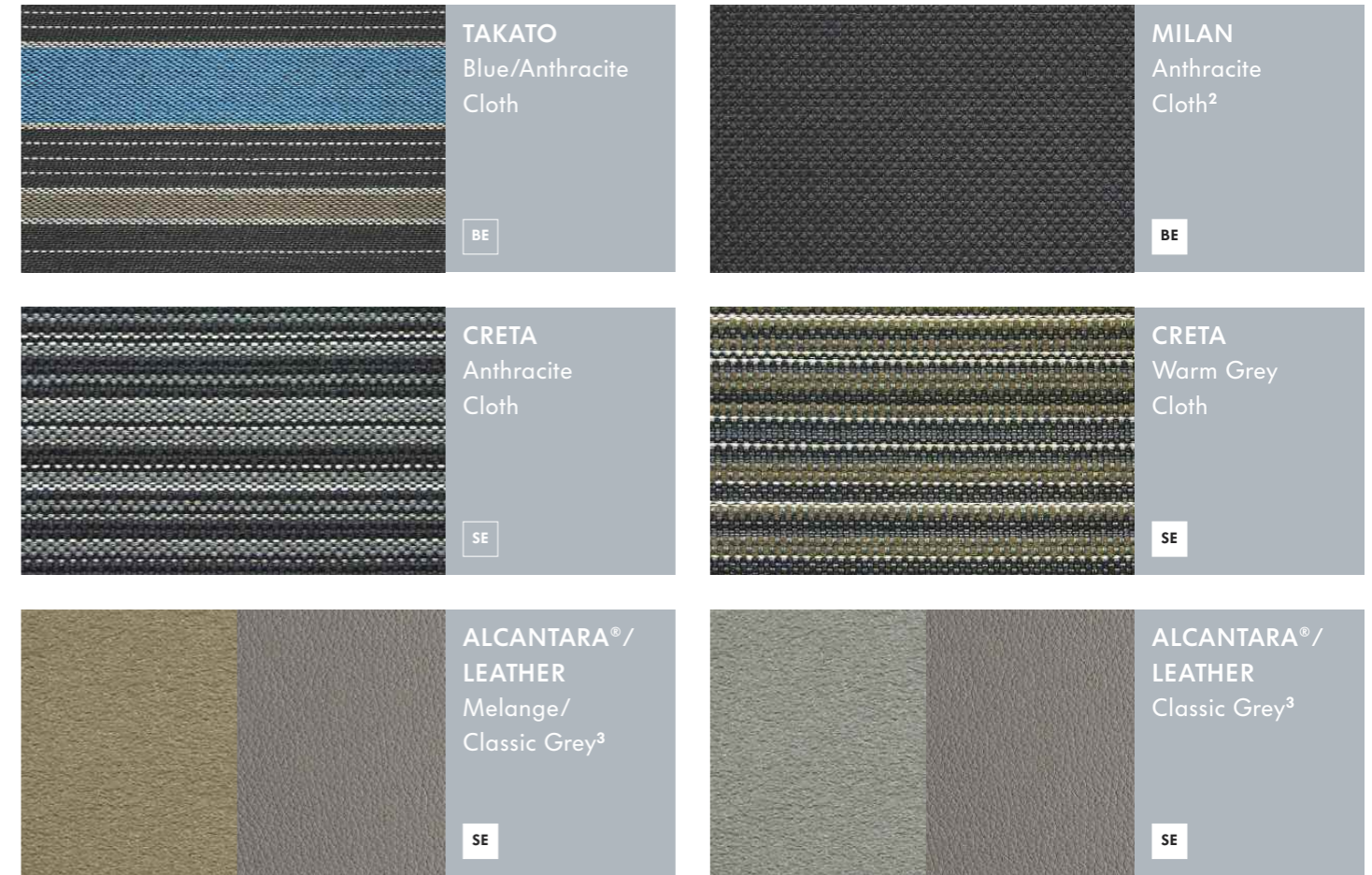
TYRES

235/55 R17 low rolling resistance (180PS models).

PAINT FINISHES.



UPHOLSTERY.



KEY.



¹ Metallic and pearl effect finishes are available at extra cost.

² Milan cloth upholstery must be ordered in combination with a rear three-seat bench in lieu of the rear two-seat bench at no extra cost.

³ Seat material in contact with driver and passengers is leather, all other areas are leatherette.

Please note: Not all paint and upholstery combinations can be ordered together and in some instances certain combinations may incur extra cost.

Print processes do not allow exact reproduction of paint and upholstery colours.

ALLOY WHEELS, AUDIO AND COMMUNICATIONS.



16" COLMAR
6.5J x 16 alloys with 215/65 R16 tyres.



16" MIYATO
6.5J x 16 alloys with 215/65 R16 tyres. Standard on Beach and 140PS SE.



17" THUNDER
7J x 17 alloys with 235/55 R17 tyres. Standard on 180PS SE.



17" NEVA
7J x 17 alloys with 235/55 R17 tyres.



17" CASCAVEL SILVER
7J x 17 alloys with 235/55 R17 tyres.



17" CASCAVEL ANTHRACITE/SILVER
7J x 17 alloys with 235/55 R17 tyres.



17" CASCAVEL BLACK/SILVER
7J x 17 alloys with 235/55 R17 tyres.



17" TIMARU
7J x 17 alloys with 235/55 R17 tyres.



18" CANBERRA
8J x 18 alloys with 255/45 R18 tyres.



18" TOLUCA
8J x 18 alloys with 255/45 R18 tyres.



RNS 315
5" colour touch-screen. 6GB flash memory. FM/AM radio with RDS. Single CD player. AUX-IN and SD card slot. Western European data.

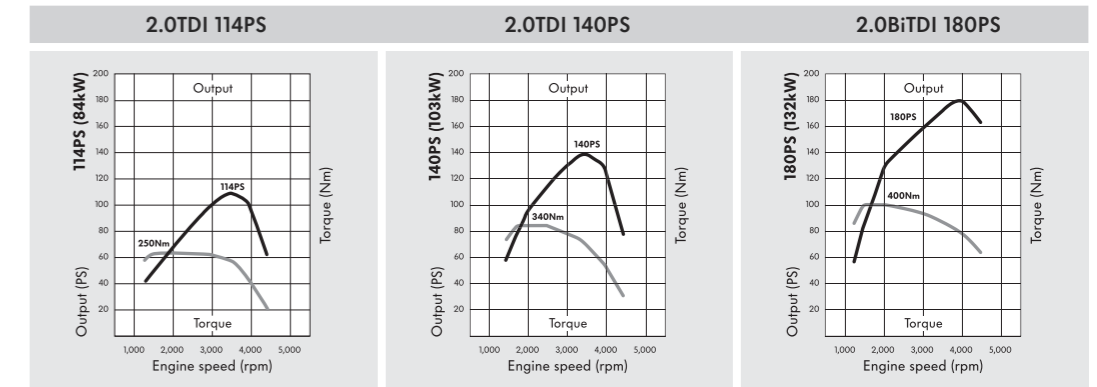


RNS 510
6.5" colour touch-screen. Voice control. 30GB hard drive. FM/AM radio with RDS. Single CD/DVD drive. AUX-IN and SD card slot. Western European data. Available with DAB+.

ENGINE AND GEARBOX DATA.

ENGINE SPECIFICATIONS.	2.0TDI 114PS	2.0TDI 140PS	2.0BiTDI 180PS
Engine type	Diesel, transverse, water-cooled, in-line, variable turbine geometry turbocharger with intercooler		Diesel, transverse, water-cooled, in-line, bi-turbo with intercooler
Mixture preparation/injection method	Common-rail, direct injection		
EU exhaust emission standard	EURO 5		
Number of cylinders	4		
Cubic capacity	1,968cc		
Output, PS at rpm	114 at 3,500	140 at 3,500	180 at 4,000
Torque, max. Nm at rpm	250 at 1,500-2,750	340 at 1,750-2,500	400 at 1,500-2,000
Diesel Particulate Filter (DPF)	●	●	●
5-speed manual gearbox	●	-	-
6-speed manual gearbox	-	●	●
7-speed dual-clutch gearbox (DSG)	-	○	○
Front-wheel drive	●	●	●
4MOTION all-wheel drive	-	○	○
BlueMotion Technology	●	●	●
Battery	61Ah (330A)		

- Standard
- Available
- Not available

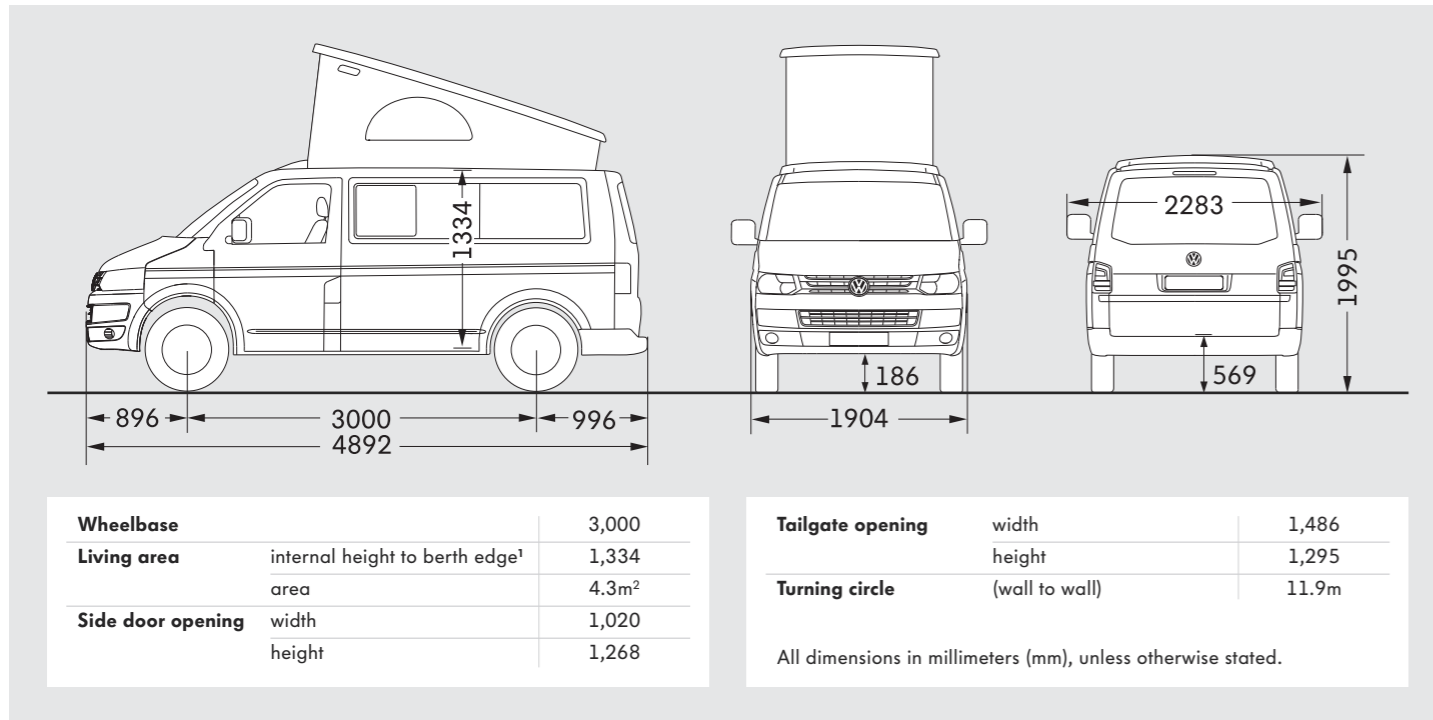


FUEL CONSUMPTION, PERFORMANCE AND EMISSIONS.

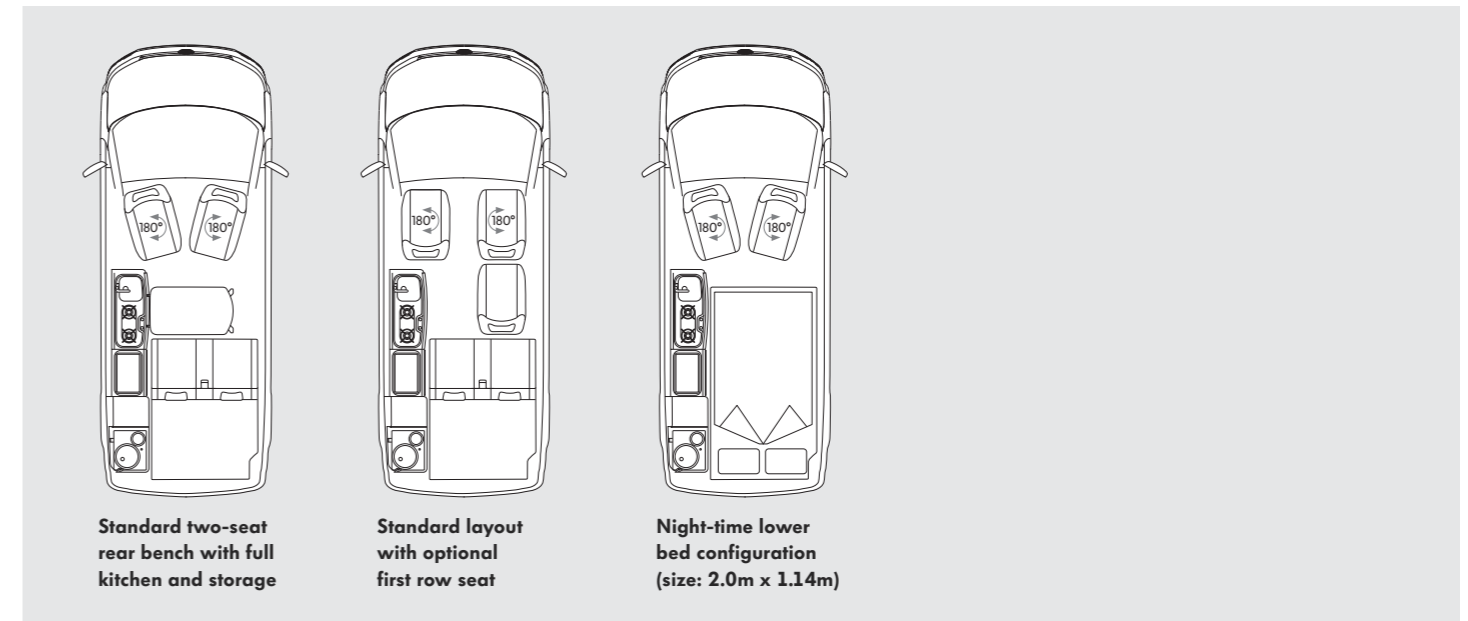
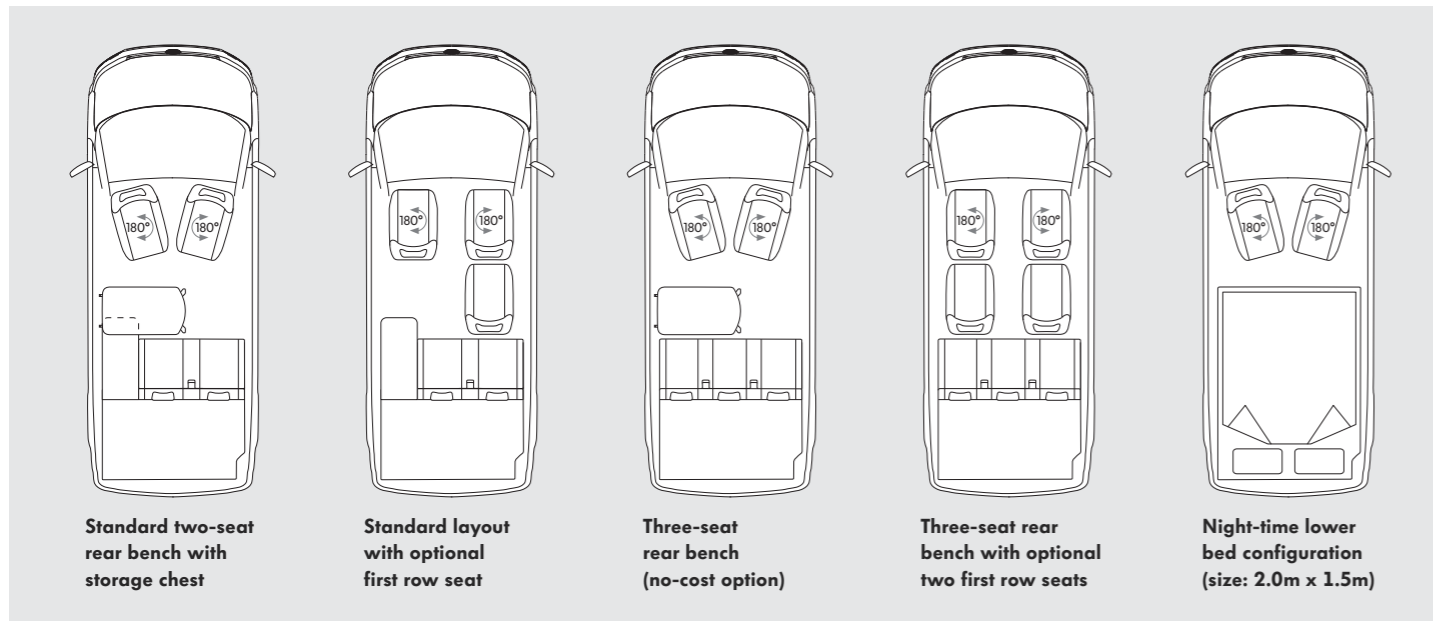
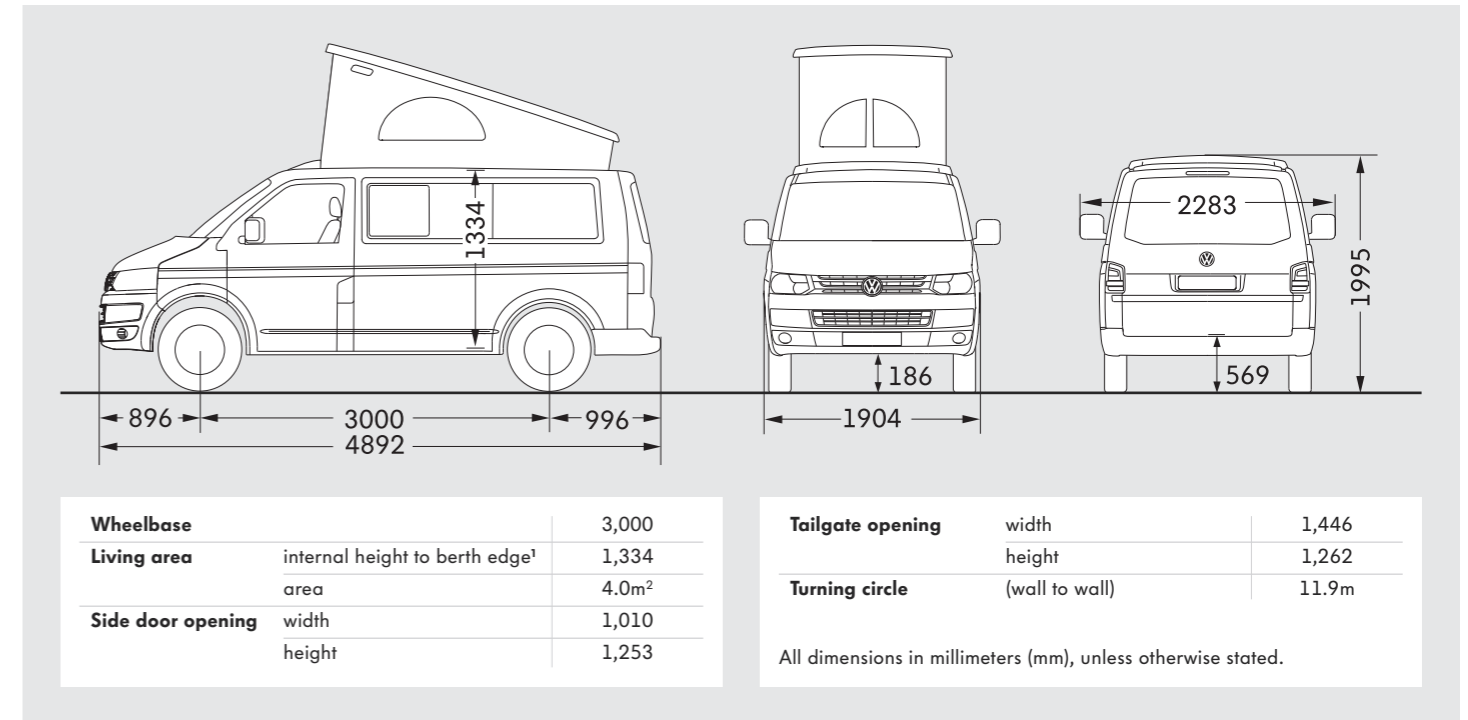
Engine/transmission	Urban mpg (ltr/100km) ¹	Extra-urban mpg (ltr/100km) ¹	Combined mpg (ltr/100km) ¹	Acceleration 0-62 mph seconds	Top speed (where law permits) mph	CO ₂ emissions g/km ¹
CALIFORNIA BEACH.						
2.0TDI 114PS BMT	32.8 (8.6)	46.3 (6.1)	40.4 (7.0)	16.9	101	184
2.0TDI 140PS BMT	31.0 (9.1)	46.3 (6.1)	39.2 (7.2)	14.2	107	189
2.0TDI 140PS DSG BMT	29.7 (9.5)	42.2 (6.7)	36.7 (7.7)	14.7	107	203
CALIFORNIA SE.						
2.0TDI 140PS BMT	31.0 (9.1)	46.3 (6.1)	39.2 (7.2)	15.7	106	189
2.0TDI 140PS DSG BMT	29.7 (9.5)	42.2 (6.7)	36.7 (7.7)	15.6	105	203
2.0TDI 140PS 4MOTION BMT	28.8 (9.8)	42.2 (6.7)	36.2 (7.8)	16.6	104	206
2.0BiTDI 180PS BMT	31.7 (8.9)	44.1 (6.4)	38.7 (7.3)	12.4	117	192
2.0BiTDI 180PS DSG BMT	32.1 (8.8)	40.9 (6.9)	37.2 (7.6)	12.4	117	199
2.0BiTDI 180PS 4MOTION BMT	29.4 (9.6)	40.9 (6.9)	35.8 (7.8)	12.8	115	208
2.0BiTDI 180PS DSG 4MOTION BMT	29.1 (9.7)	37.7 (7.5)	34.0 (8.3)	12.8	115	219

¹ The fuel consumption and emission values listed here have been ascertained in accordance with the legally stipulated measuring method. These figures do not refer to a particular specific vehicle and do not constitute part of the offer but are purely for comparison purposes between the various types of vehicle. In addition to the fuel efficiency of a vehicle, driving behaviour as well as other non-technical factors (such as environmental conditions) play a role in determining a vehicle's fuel consumption and CO₂ emissions. In addition to weather and traffic conditions, extra equipment and accessories (attachment parts, tyres, etc.) may change vehicle parameters such as the weight, rolling resistance of the tyres and the aerodynamics and thus influence the fuel consumption and driving performance values.

CALIFORNIA BEACH DIMENSIONS AND WEIGHTS.



CALIFORNIA SE DIMENSIONS AND WEIGHTS.



Engine/transmission	Gross vehicle weight kg	Axle load limit front/rear kg	Trailer weight braked 12%/ unbraked kg	Gross train weight kg	Unladen weight ² kg	Payload ³ kg
CALIFORNIA BEACH.						
2.0TDI 114PS BMT	3,000	1,500 / 1,550	2,200 / 750	4,900	2,288	712
2.0TDI 140PS BMT	3,000	1,550 / 1,550	2,500 / 750	5,200	2,323	677
2.0TDI 140PS DSG BMT	3,000	1,550 / 1,550	2,500 / 750	5,300	2,339	661

Engine/transmission	Gross vehicle weight kg	Axle load limit front/rear kg	Trailer weight braked 12%/ unbraked kg	Gross train weight kg	Unladen weight ² kg	Payload ³ kg
CALIFORNIA SE.						
2.0TDI 140PS BMT	3,000	1,550 / 1,575	2,500 / 750	5,200	2,476	524
2.0TDI 140PS DSG BMT	3,000	1,550 / 1,575	2,500 / 750	5,300	2,492	508
2.0TDI 140PS 4MOTION BMT	3,080	1,600 / 1,575	2,500 / 750	5,300	2,605	475
2.0BiTDI 180PS BMT	3,000	1,550 / 1,575	2,500 / 750	5,200	2,496	504
2.0BiTDI 180PS DSG BMT	3,000	1,550 / 1,575	2,500 / 750	5,300	2,512	488
2.0BiTDI 180PS 4MOTION BMT	3,080	1,600 / 1,575	2,500 / 750	5,300	2,617	463
2.0BiTDI 180PS DSG 4MOTION BMT	3,080	1,600 / 1,575	2,500 / 750	5,300	2,634	446

¹ Measurement with roof raised.

² Unladen weight figures are calculated with 100% fuel load and no driver. Roof load limit 50kg. Trailer nose weight 100kg.

³ Payload = gross vehicle weight – unladen weight. Weights are for vehicles with standard specification.

The addition of factory options or Volkswagen Van Centre fitted accessories may affect unladen weight and payload.

Please note: Vehicle drawings are not to scale. The height measurements listed may vary by ± 50mm depending on model and equipment fitted.

Add Ons

Accessories to help keep your vehicle 100% Volkswagen.

ADD MORE WITH Add Ons...

Add extra style, protection and practicality to your California, while still keeping it 100% Volkswagen.

Add Ons allow you to go beyond options and truly customise your vehicle. Whether you want added technology or need extra capacity with roof attachments or a tow bar, there's something in our **Add Ons** range for you.

KEEP IT 100% VOLKSWAGEN.

There are big advantages to purchasing approved accessories from us. **Add Ons** have all been designed with your Volkswagen in mind, so they're a perfect match for fit and style. They're also rugged, reliable and long-lasting.

KEEP YOUR Add Ons COVERED.

Most **Add Ons** include a two-year warranty, but the great news is that if you order and fit them when you purchase a new vehicle, we may be able to extend that to three years to match your vehicle's warranty.

SPORT AND STYLING.



17" SUEZ ALLOY WHEEL
7.5J x 17"

Requires 235/55 R17 tyre.

Fitted price exc. VAT £201.67
Fitted price inc. VAT £242.00



18" DAKAR SILVER ALLOY WHEEL
8J x 18"

Requires 235/50 R18 tyre.

Fitted price exc. VAT £270.00
Fitted price inc. VAT £324.00



18" DAKAR BI-COLOUR ALLOY WHEEL
8J x 18"

Requires 235/50 R18 tyre.

Fitted price exc. VAT £258.33
Fitted price inc. VAT £310.00



18" SPORTLINE ANTHRACITE ALLOY WHEEL
8J x 18"

Requires 255/45 R18 tyre.

Also available in Bi-colour, Matt Black and Silver.
Ask your Van Centre for details.


Fitted price exc. VAT £187.50
Fitted price inc. VAT £225.00



LOWERING SPRINGS

Lower your vehicle by 30mm to create a purposeful and dynamic stance. Available for vehicles with a front axle weight of up to 1,550kg or 1,600kg.

Fitted price exc. VAT from £379.17
Fitted price inc. VAT from £455.00



REAR TAILGATE SPOILER

A rear tailgate spoiler completes your vehicle's sporty look. Available primed and ready to be matched to your vehicles colour, or ready painted in Deep Black, Candy White or Reflex Silver. Not compatible with tailgate bike racks.

Fitted price exc. VAT from £192.50
Fitted price inc. VAT from £231.00



TAILGATE TRIM

Add an elegant finish to the lip of your tailgate with this polished stainless steel tailgate trim.


Fitted price exc. VAT £55.83
Fitted price inc. VAT £67.00



CHROME TAILGUARD COVER

This attractive and robust chrome tailguard cover offers protection and adds a touch of class to the rear of your vehicle.

Fitted price exc. VAT £75.83
Fitted price inc. VAT £91.00



POLISHED STAINLESS STEEL SIDE RAILS

These heavy-duty side rails not only look great, but offer added protection for your vehicle's side sills. Available in short and long wheelbase.

Fitted price exc. VAT from £398.33
Fitted price inc. VAT from £478.00



SATIN BLACK SIDE RAILS

Stylish and subtle, these Satin Black side rails enhance the look of your vehicle and help protect your vehicles side sills. Available in short and long wheelbase.

Fitted price exc. VAT £434.17
Fitted price inc. VAT £521.00



FRONT SPOILER

Add a deep chin spoiler for the ultimate sporty look. Available primed and ready to be matched to your vehicle's colour, or ready painted in Deep Black, Candy White or Reflex Silver.

Fitted price exc. VAT from £505.00
Fitted price inc. VAT from £606.00



CHROME SIDE INDICATOR SURROUNDS

Enhance the side of your vehicle with these stylish indicator surrounds.

RRP exc. VAT £10.00
RRP inc. VAT £12.00




CHROME SIDE MIRROR COVERS

Designed to perfectly fit the contours of your mirror, these chrome covers look great and are the perfect finishing touch for your vehicle.


RRP exc. VAT £80.00
RRP inc. VAT £96.00



LED DAYTIME RUNNING LIGHTS
 Add an extra touch of road presence to your vehicle and make sure you're seen. Located within the front bumper, these stylish additions are designed to really make an impression.
Fitted price exc. VAT £315.00
Fitted price inc. VAT £378.00



LEATHER SEATS
 Add a touch of luxury to the interior of your vehicle with these single colour, smooth, high-quality leather seats. Featuring matching stitching and your choice of pillow-effect or flat cushioning, they're the perfect addition. Available in Black and Titan Grey. Please note: not available for California Beach.
RRP exc. VAT from £1,500.00
RRP inc. VAT from £1,800.00



MAP POCKETS FOR LEATHER SEATS
 As a useful finishing touch, our leather seats feature map pockets on the rear of both driver and passenger backrests.

SAFETY AND SECURITY.



REVERSE PARKING CAMERA
 This sophisticated rear-mounted parking camera provides a visual warning of obstacles directly behind your vehicle. It compliments the audible rear parking sensors (if fitted) and is activated by selecting reverse gear. For maximum convenience, the image from the camera is displayed on the interior rear-view mirror and features guidance lines to reflect vehicle positioning when reversing. For information on pricing, please ask your Van Centre for details.



SAFETY KIT
 This bundled safety kit delivers fantastic value and offers peace-of-mind in the event of a breakdown or emergency. Includes first aid kit, warning triangle and orange warning vest with reflective strips.
RRP exc. VAT £17.50
RRP inc. VAT £21.00

BRANDRUP ACCESSORIES.



Brandrup are well-known within camper van circles for their creative, sturdy and stylish storage solutions, camping equipment and accessories. For more information about Brandrup products, please ask your Van Centre.

TOURING.



TAILGATE BICYCLE HOLDER
 An essential addition for serious cyclists and families alike. This sturdy and well-engineered bicycle holder transports up to four cycles safely and securely and is quick and easy to install. Please note: holder not compatible with tailgate roof spoilers. Tailgate should not be lifted with bicycles in place.
 Weight limit: 60kg.
Fitted price exc. VAT £466.67
Fitted price inc. VAT £560.00



ROOF BOXES
 Our stylish range of Volkswagen roof boxes, available in Matt Black or Titanium, are ideal when you need to expand the carrying capacity of your vehicle! Available in a choice of 310, 340 or 460 litres, they're superbly functional and look equally as good.
RRP exc. VAT from £187.50
RRP inc. VAT from £225.00

¹ Roof bars fitted to the California's pop-up roof have a maximum load capacity of 50kg/110lbs. As roof boxes vary in weight, please ask your Van Centre to confirm available load capacity.

BEST SELLER



ROOF BAR SET
 (pictured left with surfboard holder)
 Fitting a pair of roof bars to your California helps increase your load carrying capacity by up to 50kg/110lbs. Roof bars provide the base for a wide range of carriers such as a surfboard holder, ski and snowboard holder, bicycle holder and our useful roof boxes – available in a choice of colours, shapes and sizes.

Fitted price exc. VAT	£231.67
Fitted price inc. VAT	£278.00



SKI AND SNOWBOARD HOLDER
 Transport your skis and snowboards securely and effectively with this dedicated carrier that can be locked for added security. Holds up to six pairs of skis or four snowboards. Used in conjunction with roof bars.

RRP exc. VAT	£147.50
RRP inc. VAT	£177.00



KAYAK HOLDER
 Specially developed for transporting one-man kayaks weighing up to 25kg, the kayak holder restrains kayaks conveniently, safely and securely. Used in conjunction with roof bars.

RRP exc. VAT	£80.83
RRP inc. VAT	£97.00



SURFBOARD HOLDER
 The surfboard holder ensures that your surfboard reaches its destination safely. A surfboard plus two masts are held firmly and securely in place using protective rubber supports and robust retaining straps. Used in conjunction with roof bars.

RRP exc. VAT	£80.83
RRP inc. VAT	£97.00



ROOF BAR BICYCLE HOLDER
 Easy to install, aerodynamically shaped plastic section with lockable frame holder in matt chromed steel. Used in conjunction with roof bars.

RRP exc. VAT	from £70.83
RRP inc. VAT	from £85.00



TOWBAR BICYCLE HOLDER
 Attaches to your vehicle's existing towbar and carries two bicycles with a maximum load of 50kg with ease. Lockable fixing screws offer added security, while an extension kit for a third bike is available when you need added capacity.

RRP exc. VAT	from £320.83
RRP inc. VAT	from £385.00



FRONT WINDOW WIND DEFLECTORS
 These front window wind deflectors are not only stylish, but also help deflect wind noise – offering added comfort while on the move.

Fitted price exc. VAT	£40.83
Fitted price inc. VAT	£49.00

TOWING.



TOWBAR – DETACHABLE
 Compatible with 13-pin towing electrics, this detachable towbar is both stable and strong. When not in use it can be safely stored inside the vehicle.

Fitted price exc. VAT	from £466.67
Fitted price inc. VAT	from £560.00



TOWBAR – FIXED
 Increase your load capability with this fixed towbar. Compatible with 13-pin towing electrics.

Fitted price exc. VAT	from £277.50
Fitted price inc. VAT	from £333.00




13-PIN TOWING ELECTRICS
 An electrical installation kit for full 13-pin functionality. The kit is pre-assembled for fitting to a towing hitch. To be used in conjunction with relevant fixed and detachable towbars.

RRP exc. VAT	from £153.50
RRP inc. VAT	from £184.20

PROTECTION.

CALIFORNIA LIFESTYLE SEAT COVERS
 These superbly detailed fabric seat covers are a perfect fit and designed to match the Takato upholstery of the California – but look great on any model. The covers fit snugly around the seat base, backrest, headrest and armrests and allow easy access to seat functions. They're a great way to protect upholstery, while maintaining your California's stylish interior. Please note: the covers offer protection from dirt, but are not waterproof.

RRP exc. VAT	from £125.00
RRP inc. VAT	from £150.00



WATERPROOF SEAT COVERS
 Protect your seats and headrests from moisture and dirt with these fitted, removable and machine washable waterproof seat covers. Please note: not available for California Beach.

RRP exc. VAT	£145.00
RRP inc. VAT	£174.00



FRONT RUBBER MATS

These practical, neutral odour, black rubber floor mats are designed to perfectly fit the floor of your vehicle. The mats are held firmly in place by making use of the attachment points provided on the floor.

RRP exc. VAT £23.33
RRP inc. VAT £28.00



FRONT HEAVY-DUTY RUBBER MATS

These heavy-duty rubber mats feature deep channels to prevent liquids and dirt spilling onto the cab floor. Designed for a perfect fit, the mats are held firmly in place by making use of the attachment points provided on the floor.

RRP exc. VAT £39.17
RRP inc. VAT £47.00



FRONT CARPET MATS

One or two-piece textile mat sets that perfectly fit the floor of your vehicle. Made from tightly woven velour with a practical non-slip backing, the mats are held firmly in place by making use of the attachment points provided on the floor.

RRP exc. VAT from £33.33
RRP inc. VAT from £40.00



AUTOGLYM LIFESHINE

Treat your vehicle to a protective coating to enhance its shine and maximise resistance to the elements. A durable waterproof coating is applied to the exterior and interior of your vehicle to ensure water runs-off all surfaces. Also includes a complimentary care kit. For information on pricing, please ask your Van Centre for details.



REAR BUMPER COVER

The rear bumper cover protects the loading sill paintwork during loading and unloading. Produced in hard-wearing moulded plastic, it's an eye-catching feature at the rear of your vehicle.

Fitted price exc. VAT from £56.67
Fitted price inc. VAT from £68.00



DOOR SILL GUARDS

Enhance the visual appeal of your vehicle with these perfectly contoured ABS mouldings. They offer additional protection and in the event of a scrape, can easily be replaced to restore your vehicle's good looks again.

Fitted price exc. VAT £50.00
Fitted price inc. VAT £60.00



HEADLIGHT PROTECTORS

This set of headlight protectors helps to ensure a long life for your headlights by preventing damage to the outer lens casing. The set also includes conversion decals essential for continental driving.

Fitted price exc. VAT £52.50
Fitted price inc. VAT £63.00



WHEEL ARCH PROTECTION KIT

Enhance the visual appeal of your vehicle with these perfectly contoured ABS mouldings. They offer additional protection and in the event of a scrape, can easily be replaced to restore your vehicle's good looks again.

Fitted price exc. VAT £180.00
Fitted price inc. VAT £216.00



FRONT OR REAR MUDFLAPS

Perfectly shaped to fit your vehicle, these durable, black, hard-wearing mudflaps offer protection against water spray and flying stones. Supplied in pairs for front or rear with fitting kit and instructions.

Fitted price exc. VAT each pair £61.67
Fitted price inc. VAT each pair £74.00

TECHNOLOGY.



KENWOOD DAB MULTIMEDIA SYSTEM

Make calls. Listen to music and digital radio. Navigate in one go. The Kenwood DAB+ multimedia system offers so much and features 7" touchscreen control, full European navigation with voice directions, Bluetooth® phone connectivity and music streaming, iPhone or iPod control and charge, DVD, CD, USB and SD card music playback and HDMI and MHL on-screen mirroring for iPhone and Android. Please note: some features only work when the vehicle is stationary.

Fitted price exc. VAT from £942.08
Fitted price inc. VAT from £1,130.50



IPOD ADAPTER

Control your iPod's play list through an existing audio or radio navigation system, as well as via the multi-function steering wheel if fitted to your vehicle. Your iPod is charged while connected. To check compatibility, please ask your Van Centre for details.

Fitted price exc. VAT from £195.00
Fitted price inc. VAT from £234.00



PURE DRIVE DIGITAL

Enjoy a wider choice of radio channels and improved sound quality with this professionally installed radio upgrade. You can browse stations and even pause and rewind while listening. It's also possible to connect music and USB devices for added choice.

Fitted price exc. VAT from £213.33
Fitted price inc. VAT from £256.00



NSV BLUETOOTH® KIT

This attractive Bluetooth® kit seamlessly integrates into your cab and includes impressive features such as automatic audio system muting and phone pairing, voice control and the ability to recognise up to five phones and play music wirelessly through your vehicle's speakers.

Fitted price exc. VAT £180.83
Fitted price inc. VAT £217.00

MEDIA-IN INTERFACE

Connect external audio sources such as MP3 players, iPods and USB sticks via the MEDIA-IN interface. The system also powers your device, so it's charged whilst connected.

RRP exc. VAT from £141.67
RRP inc. VAT from £170.00



BLUETOOTH® TOUCH PHONE MUSIC KIT

This removable 2.8" colour touchscreen device features voice control, so you can make a call, or hear text messages, without your hands leaving the wheel. The system integrates with your vehicle's radio, which automatically mutes when a call is made or received.

Fitted price exc. VAT from £208.33
Fitted price inc. VAT from £250.00



CLICK 9 LITE DUO TWIN PORTABLE DVD SYSTEM

This dual-screen DVD system is both slimline and lightweight. With two 9" screens, 'Click and Go' technology, two wireless headphone sets and a clever mounting system, even the most demanding passengers are sure to be entertained.

RRP exc. VAT £262.50
RRP inc. VAT £315.00

MERCHANDISE.

BEST SELLER



CAMPER VAN MONEY BOX
(subject to availability)
Save up for your next trip with our range of cool T1 split-screen camper money boxes. Made from slipcast ceramic and beautifully decorated in a range of designs, they're a fun way collect coins.
RRP exc. VAT from £14.17
RRP inc. VAT from £17.00



VW CAMPER COOKBOOK
Packed full of full-colour images of classic campers and tasty recipes that are ideal for cooking while out-and-about in your camper.
RRP £16.00

NEW



CALIFORNIA TOWEL
Perfect after taking to the waves, this high quality 100% cotton velour beach towel features striking California graphics, a white underside and measures a generous 90cm x 180cm.
RRP exc. VAT £26.67
RRP inc. VAT £32.00



CALIFORNIA MODEL CAMPER VAN
(subject to availability)
This beautiful 1:43 scale model California has a lot in common with its big brother. It features a quality finish and superb attention to detail. Colour: Reflex Silver only.
RRP exc. VAT £21.25
RRP inc. VAT £25.50



THERMO MUG
Featuring a stylish metallic exterior and a printed Volkswagen Commercial Vehicles logo, the thermo mug helps to keep your drink either hot or cold, whatever the weather!
RRP exc. VAT £4.17
RRP inc. VAT £5.00



MEN'S CHRONOGRAPH WATCH
Quality is at the core of this tough, but stylish, chronograph watch. It features a stainless steel case, domed glass lens, raised logo and a soft, but robust sports strap. Water-resistant to 10 atmospheres, it comes in an elegant gift box.
RRP exc. VAT £100.00
RRP inc. VAT £120.00



CALIFORNIA DUFFEL BAG
Closed with twin drawstrings, this tough California duffel bag is made from 100% polyester and features an exterior zip pocket for keys and other small objects. The bag can be carried with a shoulder strap or carry handle.
RRP exc. VAT £19.17
RRP inc. VAT £23.00



CALIFORNIA 5-PANEL CAP
Made from 100% cotton and featuring California graphics and a bright yellow 'sandwich' stripe, this one-size fits all cap looks great when on the beach.
RRP exc. VAT £19.17
RRP inc. VAT £23.00

CALIFORNIA UNISEX T-SHIRT
(see below)
This quality unisex blue T-shirt features California graphics and is available in the following sizes: XS, S, M, L, XL and XXL.
RRP exc. VAT £25.83
RRP inc. VAT £31.00

BEST SELLER



POLISHED CHROME VW KEYRING
Make a statement with this highly polished 35mm diameter chrome keyring. Featuring the iconic VW roundel, it's designed to make an impression wherever you go.
RRP exc. VAT £5.00
RRP inc. VAT £6.00


BEST SELLER



SILVER T1 KEYRING
Featuring a lacquered satin metal finish, this solid 3D T1 van keyring really is a cut above the rest and exudes quality. It's designed to add a touch of class to any road trip.
RRP exc. VAT £6.25
RRP inc. VAT £7.50



CALIFORNIA SUN TENT
Lightweight, water-resistant, wind-proof and sturdy, this bright yellow, 100% polyester sun tent offers certified UV protection and features California graphics and a handy side pocket. Pitched size: 230 x 100 x 105cm.
RRP exc. VAT £35.83
RRP inc. VAT £43.00



SERVICE AND WARRANTIES.

FINANCE AND INSURANCE.

When it comes to paying for your vehicle, we've got options including Contract Hire and Finance Lease, or Hire Purchase. We can also offer you competitive insurance.

A CHOICE OF PACKAGES.

Whether you prefer to lease your vehicles, with none of the concerns of ownership and the freedom to change models easily, or purchase outright to own the vehicle, we're here to help you make the best decision.

You can go flexible, by choosing a payment plan that suits your finances, with options to reduce your monthly costs and your repayment period. Or choose a fixed monthly price that allows you to budget confidently for the longer term.

You can even include your road tax and servicing costs to arrive at one simple, all-inclusive payment. For more information, pick up a finance brochure, or ask at your Van Centre.

VOLKSWAGEN INSURANCE.

Volkswagen Commercial Vehicles Insurance provides cost-effective and comprehensive motor insurance, as well as gap insurance, which helps replace your vehicle and protect you from any financial shortfall if it's written off.

INSURANCE BENEFITS INCLUDE:

- Complimentary five-day insurance cover to allow you to drive your vehicle away.
- All repairs performed by approved repairers.
- Volkswagen Genuine Parts® used on all repairs.
- Courtesy vehicle provided during repair following an accident.
- Cover for breakage and damage to glass.
- Tools-in-transit cover (up to £1,000).
- In-vehicle personal belongings cover (up to £500).
- Vehicle recovery.
- 60-day European Union cover.
- Legal expenses cover (up to £100,000).

For more information about motor and gap insurance products, ask at your Van Centre, call **0800 316 7896**, or visit insurewithvwcv.co.uk.

SERVICING AND SUPPORT.

We're here to keep you moving, with our range of three award-winning¹ servicing and maintenance options, as well as free Roadside Assistance.

PAY MONTHLY.

This option is available for vehicles that are less than 12 months old and have covered less than 10,000 miles. It makes budgeting easier by splitting the cost of servicing into fixed monthly payments – whether you want Service only, Service and Maintenance or Service, Maintenance and Tyres.

PAY UPFRONT.²

If you can pay for more than one service upfront, we'll help by reducing your costs. Buy two upfront and you'll receive one interim and one full service at a discounted rate. Buy four and you'll receive two interim and two full services, with your next MOT also included.

PAY ON DEMAND.

If you're looking for freedom and flexibility with your servicing, it's good to know we're ready when you are. So with our third option, you can choose to pay for your services as and when you need them, with our National Service Pricing. Ask your Van Centre for an up-to-date pricing guide.

ROADSIDE ASSISTANCE.

We understand the need to keep you mobile. That's why all new vehicles come with three-year, unlimited mileage roadside cover. Should the unexpected happen, one call gets you straight through to a team trained to help you through any breakdown or accident. Supporting you every day will be a team of 95 vehicle technicians, fully-trained by Volkswagen and carrying the latest diagnostic equipment, specialist tools and parts.

ASSISTANCE BENEFITS INCLUDE:

- Assistance at home, by the roadside or place of work.
- Recovery to your preferred location.
- Onward travel, for you and your cargo.
- Cover 24 hours a day, 365 days a year.
- Free cover for three years (on new vehicles).
- Unlimited mileage.
- European cover.
- Option to extend cover beyond three years.

WARRANTIES.

You can count on us long after you purchase your California, thanks to its comprehensive three-year, 100,000 mile warranty. You choose Volkswagen because you depend on your vehicle, year in, year out.

While your California is under warranty, we'll fix any defect in manufacture or workmanship free of charge, even if you purchase and service the vehicle at different Van Centres.

EXTENDED WARRANTY.

You can also extend your warranty beyond the three-year, 100,000 mile period, choosing either Comprehensive or Major Component cover, as a one-off or monthly payment. For full details of cover levels, along with terms and conditions, please visit volkswagencvwarranty.co.uk where you'll also be able to obtain a quote and purchase an extended warranty.

PAINT AND BODY WARRANTY.

Your California's exterior paintwork is covered against manufacturing defects for a period of three years, while its body sections and panels are covered against rusting through from the inside for 12 years. Some exclusions apply and the vehicle must be cared for using the guidance in your owner's manual.

PLEASE NOTE: Print processes do not allow exact reproduction of the paint and upholstery colours. Some of the vehicles shown are European specification and may be fitted with optional equipment or accessories that are available at extra cost, or do not reflect current specification. All data, specifications and prices are in accordance with information available at the time of going to print and are subject to change without notice. VAT is calculated at 20%. Vehicles not currently in UK stock and customer order vehicles may take a number of weeks for delivery. Certain combinations of vehicle specifications and factory-fitted extras are not compatible and therefore all orders received are subject to confirmation. Models, factory-fitted options and paint and upholstery options are subject to availability. Please check details and availability with an authorised Volkswagen Van Centre at the time of ordering.

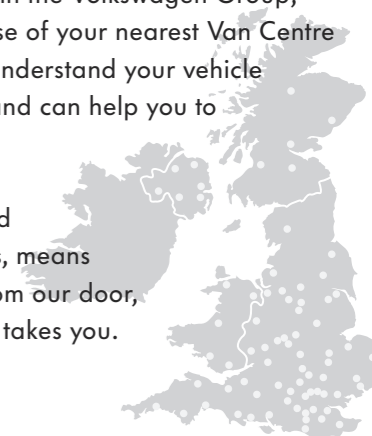
Volkswagen Commercial Vehicle Finance is a trading name of Volkswagen Financial Services (UK) Limited, Brunswick Court, Yeomans Drive, Blakelands, Milton Keynes MK14 5LR. Registered in England number: 2835230. An offer of finance depends on certain conditions. Subject to status, indemnities may be required. Available to over 18s in the UK only. Volkswagen Commercial Vehicles Insurance is a trading name of Volkswagen Financial Services (UK) Limited (VWFS UK). Registered in England and Wales number: 2835230. Registered Office: Brunswick Court, Yeomans Drive, Blakelands, Milton Keynes MK14 5LR. Financial and consumer credit services are provided by VWFS UK. Volkswagen Financial Services (UK) Limited is authorised and regulated by the Financial Conduct Authority, registration number: 311988. Volkswagen Commercial Vehicles Insurance from Volkswagen Financial Services is sold and administered by Ageas Retail Limited, registered in England and Wales number: 1324965. Registered office: Ageas House, Hampshire Corporate Park, Templars Way, Eastleigh, Hampshire SO53 3YA. Ageas Retail Limited is authorised and regulated by the Financial Conduct Authority (FCA), registration number: 312468. Volkswagen Financial Services (UK) and Ageas Retail Limited are not part of the same corporate group.

THE VAN CENTRE NETWORK.



Our **dedicated Van Centre network** is at the core of everything we do and is always there to help. As a separate brand within the Volkswagen Group, it makes sense to make use of your nearest Van Centre – it's full of experts who understand your vehicle better than anyone else and can help you to get the most out of it.

Over **70 Van Centres** and **24 Authorised Repairers**, means you're only 45 minutes from our door, wherever your California takes you.



¹ Business Vans Awards 2014: Best Service Package for Van Owners.

² Class 4 MOT only. This option is available to all new and used vehicles up to four years old or with less than 80,000 miles on the clock. Services must be used consecutively prior to vehicle reaching eight years old.

The California

VW MY15 CALIF

This brochure supersedes all previous publications.

Issue: April 2015

www.volkswagen-vans.co.uk