



PEUGEOT

New 2008 SUV

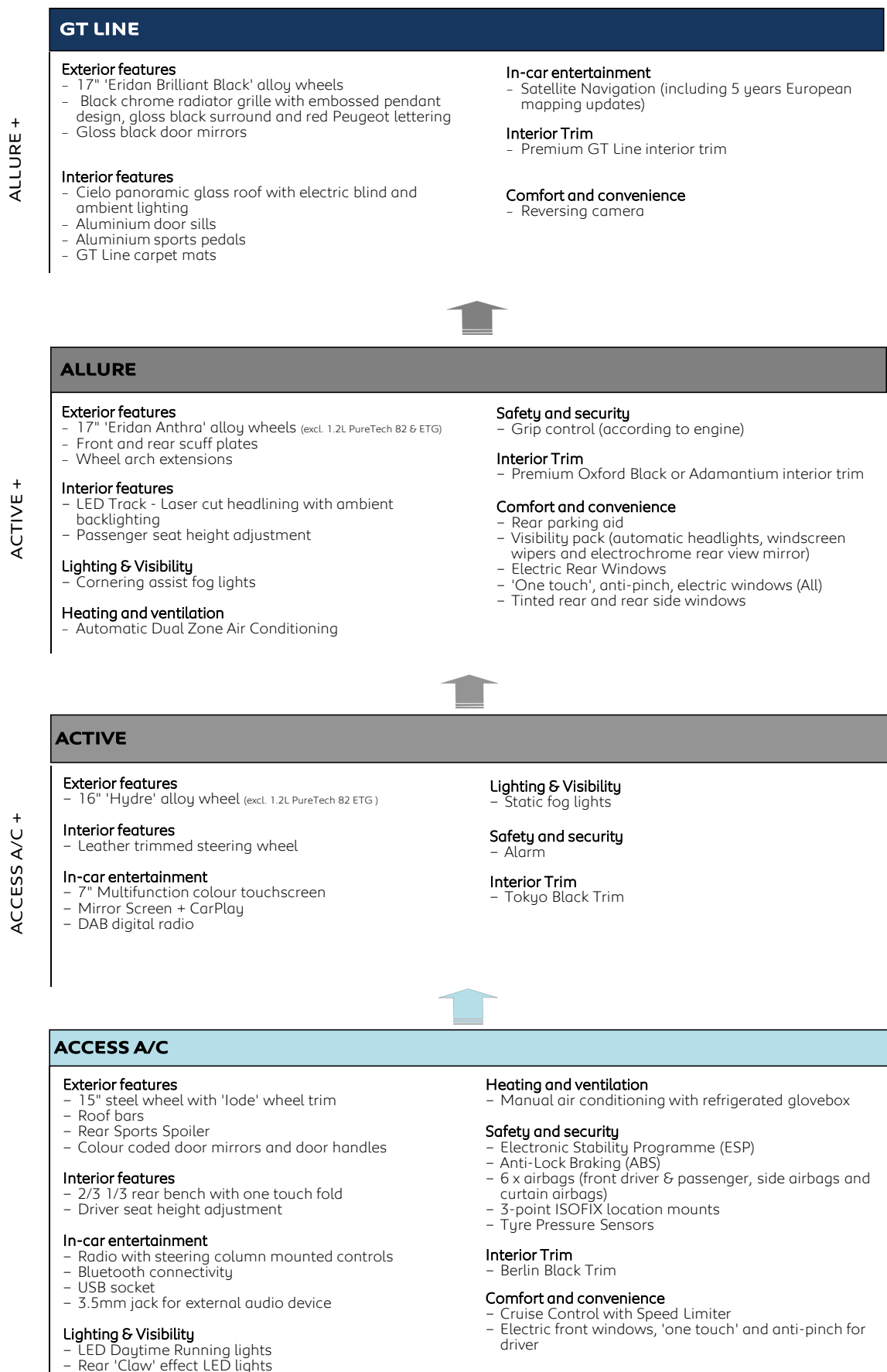


PRICES, EQUIPMENT AND
TECHNICAL SPECIFICATIONS

December 2016 - Version 4

Model Year 2016.25

1.1 CHOOSE YOUR LEVEL



2. CHOOSE YOUR VERSION


Manufacturer's recommended retail prices: Peugeot 2008 price list

	ENGINE	HP	VERSION TITRE CODE (DIALOG description)	CO ₂ g/km	BASIC MRRP	VAT (£)	TOTAL MRRP	P11D VALUE £	2016/17 BIK %	ON THE ROAD MRRP
ACCESS A/C	1.2L PureTech 82	82	1PI4SYFKQ5T0A0E1 (2008 ACC A/C PT82)	114	11,415.83	2,283.17	13,699.00	14,360.00	19	14,415.00
	1.6L BlueHDi 75	75	1PI4SYFKM5T0A0E1 (2008 ACC A/C BHD175)	97	12,790.83	2,558.17	15,349.00	16,010.00	19	16,065.00
ACTIVE	1.2L PureTech 82	82	1PI4SYLKQ5T0A0E1 (2008 ACT PT82)	114	12,540.83	2,508.17	15,049.00	15,710.00	19	15,765.00
	1.2L PureTech 82 ETG S&S	82	1PI4SYLKQVT0BME1 (2008 ACT PT82 ETG)	102	13,228.33	2,645.67	15,874.00	16,535.00	17	16,590.00
	1.6L BlueHDi 75	75	1PI4SYLKM5T0A0E1 (2008 ACT BHD175)	97	13,915.83	2,783.17	16,699.00	17,360.00	19	17,415.00
	1.6L BlueHDi 100	100	1PI4SYLKE5T0A0E1 (2008 ACT BHD1100(not ss))	97	14,415.83	2,883.17	17,299.00	17,960.00	19	18,015.00
ALLURE	1.2L PureTech 82	82	1PI4SYHKQ5T0A0E1 (2008 ALL PT82)	114	13,665.83	2,733.17	16,399.00	17,060.00	19	17,115.00
	1.2L PureTech 82 ETG S&S	82	1PI4SYHKQVT0BME1 (2008 ALL PT82 ETG)	102	14,353.33	2,870.67	17,224.00	17,885.00	17	17,940.00
	1.2L PureTech 110 S&S	110	1PI4SYHCQJTOA0E1 (2008 ALL PT110)	103	14,832.50	2,966.50	17,799.00	18,460.00	17	18,515.00
	1.2L PureTech 110 EAT6 S&S	110	1PI4SYHCQQTOA0E1 (2008 ALL PT110A)	110	15,665.83	3,133.17	18,799.00	19,460.00	19	19,515.00
	1.2L PureTech 130 S&S	130	1PI4SYHCRKTOA0E1 (2008 ALL PT130)	110	15,165.83	3,033.17	18,199.00	18,860.00	19	18,915.00
	1.6L BlueHDi 100	100	1PI4SYHKE5T0A0E1 (2008 ALL BHD1100(not ss))	97	15,790.83	3,158.17	18,949.00	19,610.00	19	19,665.00
	1.6L BlueHDi 120 S&S	120	1PI4SYHKDKTOA0E1 (2008 ALL BHD1120)	96	16,290.83	3,258.17	19,549.00	20,210.00	19	20,265.00
GT LINE	1.2L PureTech 110 S&S	110	1PI4SYTCQJTOA0E1 (2008 GTL PT110)	103	15,749.17	3,149.83	18,899.00	19,560.00	17	19,615.00
	1.2L PureTech 110 EAT6 S&S	110	1PI4SYTCQQTOA0E1 (2008 GTL PT110A)	110	16,582.50	3,316.50	19,899.00	20,560.00	19	20,615.00
	1.2L PureTech 130 S&S	130	1PI4SYTCRKT0A0E1 (2008 GTL PT130)	110	16,082.50	3,216.50	19,299.00	19,960.00	19	20,015.00
	1.6L BlueHDi 100	100	1PI4SYTKE5T0A0E1 (2008 GTL BHD1100(not ss))	97	16,707.50	3,341.50	20,049.00	20,710.00	19	20,765.00
	1.6L BlueHDi 120 S&S	120	1PI4SYTKDKTOA0E1 (2008 GTL BHD1120)	96	17,207.50	3,441.50	20,649.00	21,310.00	19	21,365.00

Shaded versions include Grip Control as standard

Grip Control

Grip Control optimises traction in low-grip conditions. It adapts to the terrain by acting on the front wheels, using the electronic components already present on the vehicle. The driver remains in control and can decide at any time to move from Standard mode using the dial located on the centre console, choosing instead Mud, Sand, Snow or ESP Off.



Standard:
System calibrated with a low and fixed level of spin based on a compromise between the different levels of grip normally encountered.

ESP OFF:
Allows the possibility of disconnecting the dynamic stability control (ESP) and the traction assistance (ASR/Grip Control) up to 30 mph (50km/h) to give back complete control to the driver. Beyond this speed, the systems reconnect automatically for your safety.

Sand:
Mode which allows some simultaneous spin of the driving wheels to allow the vehicle to move and reduce the risk of being trapped in the sand.

Snow:
On moving off, the system adapts its strategy to the conditions of grip encountered wheel by wheel. When making progress, the system optimises spin to provide the best acceleration possible according to the grip available. Recommended in snow or on a steep slope.

Mud:
Mode which on moving off allows a lot of spin at the wheel with the least grip to allow the mud to be cleared and grip restored. At the same time, the wheel with the most grip is managed to transmit as much torque as possible. When making progress, the system optimises spin to best meet the driver's requirements.

3. TECHNOLOGY PAGE

PureTech Petrol Engines

This 3-cylinder petrol engine technology delivers energetic drive and performance, excellent fuel economy and low CO₂ emissions. It's the result of intelligent, innovative engineering, which combines reduced weight materials with the efficiency of direct fuel injection to give you maximum pleasure behind the wheel, at any speed, for less.

The engine choice on the New 2008 SUV includes the 1.2L PureTech 110 and 130 S&S, which won the 'International engine of the year 2016' award in the 1.0L to 1.4L category.



Active City Brake

Active City Brake* is a new technology which makes it possible to avoid an accident or reduce its severity if the driver fails to react.

It works in urban conditions at speeds of less than 20 mph. A short range sensor is fitted to the top of the windscreen and can detect other vehicles that are driving in the same direction or stationary.

This will automatically trigger an emergency brake to stop the vehicle and avoid a collision entirely or limit the consequences of an accident by reducing the speed of impact.



7" Touchscreen & Satellite Navigation



Perfectly positioned, the 7" touch screen* gives you access to a wide range of functions, including music streaming, USB connectivity and hands-free Bluetooth calling.

Plus, the interactive and easy to use Satellite Navigation* system will take the stress out of any journey.

Mirror Screen® & Apple CarPlay™

Mirror Screen® is a technology which mirrors compatible apps from your smartphone and displays them on the touchscreen. It is accessed via MirrorLink® which works with compatible android phones and CarPlay® which is compatible with iPhone5 and above.

Mirror Link® will display compatible apps on the touchscreen but it does not offer voice control functionality. Handsfree calls can be made on android phones using Bluetooth.

Apple CarPlay™ does mirrors compatible apps but it also features voice control through Siri which allows phone calls, text messages, music and maps to be used without the need to take eyes off the road.

Note: Mirror Screen® is standard on all New 2008 SUVs with a touchscreen.



BlueHDi Diesel Engines

BlueHDi is the name given to Peugeot's latest generation of diesel engines, now available on the New 2008 SUV.

The result of a world-famous diesel heritage plus innovation and engineering excellence developed on the race tracks of Le Mans, BlueHDi complies with Euro 6 emission standards, to deliver exceptional fuel economy and CO₂ emissions alongside a driving experience rich in power and performance.

A three stage cleansing process specifically targets the pollutants of diesel combustion, removing hydrocarbons and carbon monoxide, reducing nitrogen oxides by up to 90% and eliminating 99.9% of particulates. BlueHDi delivers the cleanest diesel engine possible and exceptional fuel economy of up to 78.5mpg with CO₂ as low as 95 g/km.



Park Assist

The Park Assist* system assesses the size of space available to ensure that it fits the dimensions of your vehicle. Ultrasonic sensors and steering management take over to manoeuvre in and out of the parking space for you.

Acceleration, braking, gear changes and use of the clutch in a manual transmission are left in your control. As you manoeuvre, the system gives you visual and audio information to ensure your safety.




Peugeot Connect SOS & Assistance

Peugeot Connect SOS* is now in use in most major European countries, including the UK, and is technology that could prove vital in an emergency.

Automatic emergency call: if the airbags inflate or the seat belt pretensioners are triggered, the vehicle automatically makes an emergency call on behalf of the driver. Peugeot Connect SOS then locates the vehicle, establishes telephone communication with its occupants and arranges for the appropriate emergency service to be dispatched.

Manual emergency call: whether the victim or the witness of an emergency situation, the driver can call Peugeot Connect SOS quickly by pressing the SOS button located on the dashboard (and holding for 3 seconds).



*Standard, optional or unavailable according to version.

4. CHOOSE YOUR OPTIONS

			ACCESS A/C	ACTIVE	ALLURE	GT LINE	Basic RRP £ Excluding VAT	VAT @ 20%	Total RRP £ Including VAT	Notes
PAINT	Bianca White (Solid Paint)	P0WP	<input type="radio"/>	<input type="radio"/>	<input type="radio"/>	<input type="radio"/>	208.33	41.67	250.00	
	Metallic Paint	0MM0	<input type="radio"/>	<input type="radio"/>	<input type="radio"/>	<input type="radio"/>	412.50	82.50	495.00	
	Pearlescent Paint	M6N9		<input type="radio"/>	<input type="radio"/>	<input type="radio"/>	537.50	107.50	645.00	
	Ultimate Red (Varnish)	M5F3		<input type="radio"/>	<input type="radio"/>	<input type="radio"/>	537.50	107.50	645.00	
WHEELS	17" 'Eridan' Black alloy wheel upgrade	ZH58				<input type="radio"/>	0.00	0.00	0.00	Customise your GT Line with full black alloy wheels at no extra cost.
SAFETY & SECURITY	Alarm	AB08	<input type="radio"/>	<input checked="" type="radio"/>	<input checked="" type="radio"/>	<input checked="" type="radio"/>	175.00	35.00	210.00	
	Active City Brake	D401		<input type="radio"/>			358.33	71.67	430.00	Includes Visibility Pack (Automatic lights and wipers with Electrochrome rear view mirror)
	Active City Brake	D401			<input type="radio"/>	<input type="radio"/>	208.33	41.67	250.00	
COMFORT AND CONVENIENCE	Visibility pack: Automatic lights and wipers with Electrochrome rear view mirror	WV33		<input type="radio"/>	<input checked="" type="radio"/>	<input checked="" type="radio"/>	150.00	30.00	180.00	
	Heated Seats	NA01			<input type="radio"/>	<input type="radio"/>	125.00	25.00	150.00	
	High level retaining net	TK01	<input type="radio"/>	<input type="radio"/>	<input type="radio"/>	<input type="radio"/>	66.67	13.33	80.00	
	Cielo Panoramic Glass Roof	OK01			<input type="radio"/>	<input checked="" type="radio"/>	333.33	66.67	400.00	
	Rear Parking Aid	UB01		<input type="radio"/>	<input checked="" type="radio"/>	<input checked="" type="radio"/>	308.33	61.67	370.00	Brings in electrically operated and heated door mirrors with electric folding operation on Active
	Park Assist (automatic parallel parking system)	UB08			<input type="radio"/>		250.00	50.00	300.00	Includes front and rear parking sensors Not available on 1.2L PureTech 82 ETG S&S
	Park Assist (automatic parallel parking system) & Reversing Camera	UB10			<input type="radio"/>		416.67	83.33	500.00	Includes front and rear parking sensors Not available on 1.2L PureTech 82 ETG S&S
	Reversing Camera	UB09			<input type="radio"/>	<input checked="" type="radio"/>	166.67	33.33	200.00	
IN CAR ENTERTAINMENT	Satellite Navigation (including 5 years European mapping updates)	WLQ5		<input type="radio"/>	<input type="radio"/>	<input checked="" type="radio"/>	375.00	75.00	450.00	
	Peugeot Connect SOS and Assistance	WLQ3		<input type="radio"/>	<input type="radio"/>		208.33	41.67	250.00	
	Satellite Navigation (including 5 years European mapping updates) and Peugeot Connect SOS and Assistance	WLQ8		<input type="radio"/>	<input type="radio"/>		583.33	116.67	700.00	
	Satellite Navigation (including 5 years European mapping updates) and Peugeot Connect SOS and Assistance	WLQ8				<input type="radio"/>	208.33	41.67	250.00	
INTERIOR TRIM	Midnight Black Leather Trim	3UFX			<input type="radio"/>		625.00	125.00	750.00	Includes heated seats, aluminium door sills and black/grey carpet mats.
	Midnight Black Leather Trim with red overstitching	3UFS				<input type="radio"/>	416.67	83.33	500.00	Includes heated seats

● Standard ○ Option at extra cost

5.1 KNOW YOUR EQUIPMENT

		ACCESS A/C	ACTIVE	ALLURE	GT LINE	Notes
SAFETY & SECURITY	ESP with Hill Assist	●	●	●	●	Hill Assist unavailable on 1.2L PureTech 82 & 1.6L BlueHDi 75 engines
	Grip Control			●	●	Excluding the 1.2L PureTech 82 & ETG S&S
	ABS with Electronic Brake Force Distributor (EBFD) & Emergency Brake Assist (EBA)	●	●	●	●	
	Automatic Hazard Light Activation (activates when emergency braking)	●	●	●	●	
	Child Safety door locking	●	●	●	●	
	Seatbelt alarm	●	●	●	●	
	Driver and Passenger airbag with Passenger airbag deactivation switch	●	●	●	●	
	Front side airbags	●	●	●	●	
	Front and rear curtain airbags	●	●	●	●	
	Thatcham approved Cat 2 immobiliser	●	●	●	●	
	Rear seat 3-point ISOFIX location mounts x 2	●	●	●	●	
	3-point rear seat belts x 3	●	●	●	●	
Deadlocking	●	●	●	●		
Tyre Pressure Sensors	●	●	●	●		
Alarm	○	●	●	●	Includes a 'plip' spare key	
COMFORT & CONVENIENCE	Rear parking aid		○	●	●	Brings in electrically operated and heated door mirrors with electric folding operation on Active
	Reversing Camera			○	●	
	Visibility Pack - Auto headlights, Auto wipers and electrochromic rear view mirror		○	●	●	Linked to Active City Brake option on Active
	Cruise Control with Speed Limiter	●	●	●	●	Programmable from Active level
	Electrically assisted power steering	●	●	●	●	
	Height and reach adjustable steering wheel	●	●	●	●	
	Electric front windows	●	●			
	Electric Rear Windows			●	●	
	'One touch', anti-pinch, electric front driver's window	●	●			
	'One touch', anti-pinch, electric windows (All)			●	●	
	Tinted rear and rear side windows			●	●	
12v power socket	●	●	●	●		
Remote control central locking	●	●	●	●		
IN CAR ENTERTAINMENT	Satellite Navigation (including 5 years European mapping updates)		○	○	●	
	Radio with steering column mounted controls	●				
	7" Multifunction colour touchscreen with steering wheel mounted controls		●	●	●	Mirror Screen functionality is available with compatible smart phones. Please consult peugeot.co.uk for a list of enabled android phones - compatibility is based on the phone providers' original operating system. CarPlay® is compatible with iPhone 5/c/s and 6/Plus/s/s Plus.
	USB socket and 3.5mm jack for external audio device	●	●	●	●	
	Bluetooth	●	●	●	●	
	DAB digital radio		●	●	●	
2 front and 2 rear speakers plus 2 tweeters	●	●	●	●		
HEATING & VENTILATION	Manual air conditioning with refrigerated glovebox	●	●			
	Automatic Dual Zone Air Conditioning			●	●	
KEY INSTRUMENTS	Large multifunction (7") colour Touch Screen		●	●	●	
	LED instrument dial surround			Blue	Red	
	External temperature gauge	●	●	●	●	
	Gear shift indicator	●	●	●	●	
	Trip computer	●	●	●	●	

● Standard ○ Option at extra cost

5.1 KNOW YOUR EQUIPMENT

	ACCESS A/C	ACTIVE	ALLURE	GT LINE	Notes	
INTERIOR FEATURES / SEATING	Leather trimmed steering wheel	●	●	●		
	LED Track - Laser cut headlining with ambient backlighting			●		
	Cielo Panoramic Glass Roof with ambient lighting and electric blind			○	●	
	Passenger and driver sunvisors with vanity mirrors	●	●	●	●	
	Aviation style handbrake	●	●	●	●	
	Aluminium sills			○	●	Linked to leather option on Allure
	Carpet mats			○	●	Linked to leather option on Allure
	Cloth interior trim	●	●			
	Premium part leather effect interior trim			●		
	Premium GT Line interior trim				●	
	2/3 1/3 rear bench with one touch fold	●	●	●	●	
	Driver seat height adjustment	●	●	●	●	
	Passenger seat height adjustment			●	●	
Rear head restraints x 3	●	●	●	●		
EXTERIOR FEATURES / WHEELS	Black chrome radiator grille with embossed pendant design and bright chrome surround	●	●			
	Bright chrome radiator grille with embossed pendant design and bright chrome surround			●		
	Black chrome radiator grille with embossed pendant design, gloss black surround and red Peugeot lettering				●	
	Roof bars	●	●	●	●	Black roof bars on GT Line
	Black fog lamp blanks	●				
	Fog lamps with bright chrome surrounds		●	●		
	Fog lamps with gloss black surrounds				●	
	Front and rear scuff plates			●	●	
	Rear Sports Spoiler - Colour coded	●	●	●	●	
	Colour coded door handles	●	●	●	●	
	Colour coded door mirrors	●	●	●		
	Gloss black door mirrors				●	
	Wheel arch extensions			●	●	
	Steel wheel with wheel trims	●	●			Active 1.2L PureTech 82 ETG S&S only
	Alloy wheels		●	●	●	
15" spare wheel	●	●	●	●	Petrol versions only. Speed limited to under 50 mph when spare wheel is fitted (excl Access A/C).	
Space saver spare wheel	●	●	●	●	Diesel versions only. Speed limited to under 50 mph when spare wheel is fitted.	
LIGHTING & VISIBILITY	LED Daytime Running lights	●	●	●	●	
	Static fog lights		●			
	Cornering assist fog lights			●	●	
	Rear 'Claw' effect LED lights	●	●	●	●	
	Rear fog lights	●	●	●	●	
	Electrically operated and heated door mirrors	●	●			
	Electrically operated and heated door mirrors with electric folding operation		○	●	●	Linked to rear parking aid option on Active
	Rear wash wipe	●	●	●	●	

● Standard ○ Option at extra cost

6.1 CHOOSE YOUR COLOUR

6.1.1 COLOURS

Specification level	SOLID COLOURS		METALLIC COLOURS				PEARLESCENT COLOUR	VARNISH	
	Hurricane Grey P09G	Bianca White POWP	Nera Black M09V	Spirit Grey M0G5	Emerald M0DZ	Cumulus Grey M0F4	Nimbus Grey M0VL	Pearlescent White M6N9	Ultimate Red M5F3
ACCESS A/C	●	○	○	○		○	○		
ACTIVE	●	○	○	○	○	○	○	○	○
ALLURE	●	○	○	○	○	○	○	○	○
GT LINE	●	○	○			○	○	○	○

● Standard ○ Option at extra cost



Hurricane Grey



Bianca White



Nera Black



Spirit Grey



Emerald



Cumulus Grey



Nimbus Grey



Pearlescent White



Ultimate Red

6.2 CHOOSE YOUR UPHOLSTERY

6.2.1 TRIMS

Specification level	Interior Ambience	Interior Trim	Trim code	Primary / secondary colour	Primary / secondary material	
ACCESS A/C	Mistral	Berlin Black Trim	9AFX	Black / Silver	Cloth	●
ACTIVE	Mistral	Tokyo Black Trim	59FX	Black / Grey	Cloth	●
ALLURE	Mistral	Oxford Black Premium Trim	9DFX	Black / Grey	Cloth / TEP	●
	Adamantium	Adamantium Premium Trim	60FY	Grey / Black	Cloth / TEP	●
	Mistral	Midnight Black Leather Trim	3UFX	Black	Leather	○
GT LINE	Mistral	GT Line Trim	0NFS	Black / Red	Cloth / TEP	●
	Mistral	Midnight Black Leather Trim	3UFS	Black	Leather	○



9AFX - Berlin Black Trim



59FX - Tokyo Black Trim



9DFX - Oxford Black Premium Trim



60FY - Adamantium Premium Trim



0NFS - GT Line Trim



3UFX - Midnight Black Leather Trim
3UFS - Midnight Black Leather Trim (features red over stitching)

		Hurricane Grey P09G	Bianca White POWP	Nera Black M09V	Spirit Grey M0G5	Emerald MODZ	Cumulus Grey MOF4	Nimbus Grey MOVL	Pearlescent White M6N9	Ultimate Red M5F3
ALLURE	Oxford Black Premium Trim	9DFX	●	○	○	○	○	○	○	R
	Adamantium Premium Trim	60FY	●	○	○	○	R	○	○	○

Choose between Oxford Black and Adamantium trim at no extra cost. Both trims go well with all of our paint colours but we recommend that Oxford Black works best with Ultimate Red and Adamantium with Emerald.

● - Standard

○ - Option at extra cost

R - Recommended (Option at extra cost)

6.3 CHOOSE YOUR WHEELS

6.3.1 ALLOYS AND WHEEL TRIMS

	CODE	TYRES	ACCESS A/C	ACTIVE	ALLURE	GT LINE
15" spare wheel - petrol only	RS06		●	●	●	●
Space saver spare wheel - diesel only	RS02		●	●	●	●
15" Steel Wheel with 'Iode' wheel trim	ZH4B	TBRR	●			
16" Steel Wheel with 'Strontium' wheel trim (1.2L PureTech 82 ETG S&S version only)	ZH54	UBRR		●		
16" 'Hydre' Alloy Wheel	ZH4D	TBRR		●		
16" 'Aquila' Alloy Wheel (1.2L PureTech 82 & ETG S&S versions only)	ZH2V	TBRR			●	
17" 'Eridan' Anthra Alloy Wheel	ZH4E	Mud & Snow			●	
17" 'Eridan' Brilliant Black Alloy Wheel	ZH4F	Mud & Snow				●
17" 'Eridan' Black Alloy Wheel	ZH58	Mud & Snow				○

● Standard ○ Option at no extra cost



Iode



Strontium



Hydre



Aquila



Eridan Anthra



Eridan Brilliant Black



Eridan Black

*Speed limited to under 50 mph when space saver or 15" spare wheel is fitted (excl Access A/C 1.2L PureTech 82).

7.1 KNOW EVERYTHING ABOUT YOUR NEW 2008 SUV Petrol

		1.2L PureTech 82	1.2L PureTech 82 ETG S6S	1.2L PureTech 110 S6S	1.2L PureTech 110 EAT6 S6S	1.2L PureTech 130 S6S
DRIVETRAIN	Fuel type	Petrol	Petrol	Petrol	Petrol	Petrol
	Cubic capacity (cc)	1,199	1,199	1,199	1,199	1,199
	Maximum power hp (Kw)	82 (60) @ 5750 rpm	82 (60) @ 5750 rpm	110 (81) @ 5500 rpm	110 (81) @ 5500 rpm	131 (96) @ 5500 rpm
	Maximum torque Nm	118 @ 2750 rpm	118 @ 2750 rpm	205 @ 1500 rpm	205 @ 1500 rpm	230 @ 1750 rpm
	5 speed manual	●		●		
	5 speed ETG (piloted manual gearbox)		●			
	6 speed manual					●
6 speed automatic				●		
BRAKES	ESP	●	●	●	●	●
	Front discs	●	●	●	●	●
	Rear discs	●	●	●	●	●
TYRES	Tyres	195/65 R15 H 195/60 R16 H	205/55 R16 V (Active) 195/60 R16 H (Allure)	205/50 R17 V	205/50 R17 V	205/50 R17 V
	Tyre Size	15" or 16"	16"	17"	17"	17"
	Suspension	Front: Pseudo Mc Pherson / rear: Cross deformable				
FUEL TANK	Approximate capacity (litres)	50				
PERFORMANCE (driver only)	Maximum speed (mph)	105	106	119	117	124
	Acceleration (sec) 1000m standing start	35.1	36.3	31.4	31.8	30.4
	Acceleration 0-62 mph	13.5	15.4	9.9	10.3	9.3
FUEL CONSUMPTION EMISSIONS	Urban drive cycle MPG (litres/100km)	47.1 6.0	56.5 5.0	53.3 5.3	47.9 5.9	47.1 6.0
	Extra Urban drive cycle MPG (litres/100km)	65.7 4.3	70.6 4.0	72.4 3.9	68.9 4.1	68.9 4.1
	Combined drive cycle MPG (litres/100km)	57.6 4.9	64.2 4.4	64.2 4.4	58.9 4.8	58.9 4.8
	Carbon Dioxide (CO ₂) emissions (g/km)	114	102	103	110	110
	Regulation Emission Standard	Euro 6	Euro 6	Euro 6	Euro 6	Euro 6
VEHICLE WEIGHT INFORMATION (KG)	Gross vehicle weight	1,590	1,605	1,655	1,690	1,675
	Kerb weight (full tank)	1,045	1,055	1,090	1,150	1,160
	Mass in service	1,215	1,220	1,275	1,305	1,295
	Gross train weight	2,370	2,055	2,605	2,640	2,625
	Maximum braked trailer weight	1,100	770	1,250	1,250	1,250
	Maximum tow ball weight			51		
AERODYNAMICS	SCx (m ²)	0.72	0.69	0.72		
DIMENSIONS	Overall length	4,159				
	Body including door handles / with door mirrors folded / open	1,739 / 1,829 / 2,004				
	Ride height (full tank)	1,556				
	Wheelbase	2,538				
	Front overhang / Rear overhang	0,820 / 0,801				
	Front track / Rear Track	1,482 / 1,492				
	Total boot volume	360 dm ³ / 422 litres				
INSURANCE GROUP	Access A/C	9E				
	Active	9E	8E			
	Allure	10E	9E	17E	17E	19E
	GT Line			17E	17E	19E

7.2 KNOW EVERYTHING ABOUT YOUR NEW 2008 SUV Diesel

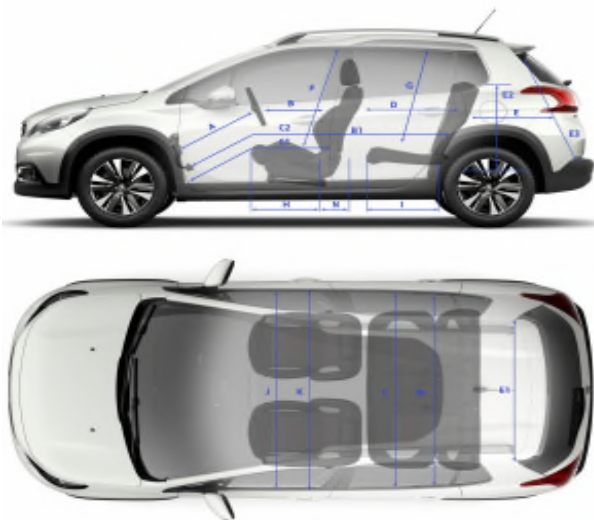
		1.6L BlueHDi 75	1.6L BlueHDi 100	1.6L BlueHDi 120 S&S
DRIVETRAIN	Fuel type	Diesel	Diesel	Diesel
	Cubic capacity (cc)	1,560	1,560	1,560
	Maximum power hp (Kw)	75 (55) @ 3500 rpm	99 (73) @ 3750 rpm	120 (88) @ 3500 rpm
	Maximum torque Nm	230 @ 1750 rpm	254 @ 1750 rpm	300 @ 1750 rpm
	5 speed manual	●	●	
	6 speed manual			●
BRAKES	ESP	●	●	●
	Front discs	●	●	●
	Rear discs	●	●	●
TYRES	Tyres	195/65 R15 H 195/60 R16 H	195/60 R16 H 205/50 R17 V	205/50 R17 V
	Tyre Size	15" or 16"	16" or 17"	17"
	Suspension	Front: Pseudo Mc Pherson / rear: Cross deformable		
FUEL TANK	Approximate capacity (litres)	45		
PERFORMANCE (driver only)	Maximum speed (mph)	103	112	119
	Acceleration (sec) 1000m standing start	35.5	32.9	31.5
	Acceleration 0-62 mph	13.8	11.3	9.6
FUEL CONSUMPTION EMISSIONS	Urban drive cycle MPG (litres/100km)	64.2 4.4	64.2 4.4	65.7 4.3
	Extra Urban drive cycle MPG (litres/100km)	85.6 3.3	85.6 3.3	85.6 3.3
	Combined drive cycle MPG (litres/100km)	76.3 3.7	76.3 3.7	76.3 3.7
	Carbon Dioxide (CO ₂) emissions (g/km)	97	97	96
	Regulation Emission Standard	Euro 6	Euro 6	Euro 6
VEHICLE WEIGHT INFORMATION (KG)	Gross vehicle weight	1,680	1,705	1,730
	Kerb weight (full tank)	1,160	1,160	1,200
	Mass in service	1,300	1,330	1,350
	Gross train weight	2,300	2,655	2,710
	Maximum braked trailer weight	930	1,270	1,300
	Maximum tow ball weight	51	51	53
AERODYNAMICS	SCx (m ²)	0.72		
DIMENSIONS	Overall length	4,159		
	Body including door handles / with door mirrors folded / open	1,739 / 1,829 / 2,004		
	Ride height (full tank)	1,556		
	Wheelbase	2,538		
	Front overhang / Rear overhang	0,820 / 0,801		
	Front track /Rear Track	1,482 / 1,492		
	Total boot volume	360 dm ³ / 422 litres		
INSURANCE GROUP	Access A/C	15E		
	Active	15E	18E	
	Allure		18E	21E
	GT Line		19E	22E

7.3 KNOW EVERYTHING ABOUT YOUR NEW 2008 SUV - Dimensions

Exterior dimensions (mm)



Interior dimensions (mm)



	(mm)
A	720
B	611
C1	974
C2	1689
D	914
E	752
E1	1042
E2	514
E3	941
F	998
G	876
H	478
I	468
J	1408
K	1560
L	1386
M	1537
N	230



8. SERVICE CONTRACTS

Peugeot offer two levels of Service Contract:

Optiway Service Plan

What's included:

- > Optiway Service Plans offer complete assurance that all your servicing costs will be completely covered for the duration of the plan
- > We offer Optiway Service Plans for up to five years with many mileage options
- > One-off up front or monthly direct debit payment options available
- > All packages are affordable and inflation proof, which means they will remain at a fixed cost for the duration of the plan.

Monthly price examples*:

3 Years / 35,000 Miles	4 Years / 45,000 Miles	5 Years / 55,000 Miles
12.99 per month	13.99 per month	13.99 per month

Extended Peugeot Assistance*

What's included: Extension of your Peugeot Assistance Cover

- > Offers you the opportunity to extend Peugeot Assistance up to a further two years
- > Cover includes:
 - Peugeot Assistance from Home
 - Peugeot Roadside Assistance
 - Peugeot Recovery
 - Peugeot Onward Travel
 - Peugeot European Cover

* Excludes non-vehicle induced faults

To find out about extending your Peugeot Assistance cover, call **0800 294 0294**

FURTHER INFORMATION

MANUFACTURERS RECOMMENDED RETAIL PRICE ON THE ROAD

The On the Road MRRP featured includes the following:

Tax band	CO2 (g/km)	First Year VED	Annual Tax	First Reg fee	Delivery Charge	VAT @ 20% on Delivery	Total OTR Costs
A	Up to 100	£0.00	£0.00	£55.00	£550.83	£110.17	£716.00
B	101-110	£0.00	£20.00	£55.00	£550.83	£110.17	£716.00
C	111-120	£0.00	£30.00	£55.00	£550.83	£110.17	£716.00
D	121-130	£0.00	£110.00	£55.00	£550.83	£110.17	£716.00
E	131-140	£130.00	£130.00	£55.00	£550.83	£110.17	£846.00
F	141-150	£145.00	£145.00	£55.00	£550.83	£110.17	£861.00
G	151-165	£185.00	£185.00	£55.00	£550.83	£110.17	£901.00
H	166-175	£300.00	£210.00	£55.00	£550.83	£110.17	£1,016.00
I	176-185	£355.00	£230.00	£55.00	£550.83	£110.17	£1,071.00
J	186-200	£500.00	£270.00	£55.00	£550.83	£110.17	£1,216.00
K	201-225	£650.00	£295.00	£55.00	£550.83	£110.17	£1,366.00
L	226-255	£885.00	£500.00	£55.00	£550.83	£110.17	£1,601.00
M	Over 255	£1,120.00	£515.00	£55.00	£550.83	£110.17	£1,836.00

VAT is calculated at 20%

VAT is not applicable to cars sold in the Channel Islands

PEUGEOT 3 YEARS OF WARRANTY

All vehicles first registered in the UK and purchased from a UK Peugeot Dealer benefit from a Peugeot 2 year unlimited mileage manufacturer's warranty and a free optional additional 1 year of warranty provided by the Peugeot Dealer Network in the UK.

PEUGEOT ASSISTANCE

All new Peugeots come with Peugeot Assistance, our breakdown assistance service.

Provided by the AA, Peugeot Assistance is available every minute of the day and night; 365 days of the year, for you and anyone else driving your Peugeot with your permission.

Full details are available at www.peugeot.co.uk

TERMS AND CONDITIONS

Every endeavour has been made to ensure that the information, details and descriptions set out in this literature are correct, at the time of going to print.

It is our policy to continually improve our vehicles in every way. We reserve the right to modify our vehicles price, specification (including colour), equipment, accessories and characteristics or to discontinue any model, without notice, at any time.

To avoid any misunderstandings you are advised to check with your Peugeot Dealer the specification (including colour), equipment accessories and equipment relating to any Peugeot vehicle and the exact cost and availability prior to ordering.

Where a feature is described as an option in this publication it should be assumed that it is at extra cost unless specifically stated otherwise.

Issued by Sales and Marketing, Peugeot Motor Company PLC, Pinley House, Sunbeam Way, Coventry CV3 1ND.

For further information call Peugeot on 0845 200 1234 or visit our website at www.peugeot.co.uk



PEUGEOT