



# PEUGEOT 508

Range

Price & Specification Guide

May 2017 Version 3

Model Year 2017



PEUGEOT

## Specification Overview - Peugeot 508 Saloon / SW

### GT 4 door saloon & 5 door SW

#### Seating

- Nappa Full grain Tramontane black leather trim with red stitch detail
- Driver seat massage function
- Driver seat memory function

#### Comfort and Convenience

- Motorised tailgate and load restraint net (SW only)

#### In-Car Entertainment and Communication

- Colour head up display

#### Exterior Features

- 19" 'Capella' alloy wheels



GT LINE +

### GT LINE 4 door saloon & 5 door SW

#### Seating

- Marston Tramontane black half leather trim with red stitch detail

#### Comfort and Convenience

- Red stitched luxury carpet mats

#### Exterior Features

- 18" 'GT Line' alloy wheels
- Twin exhaust effect trim

#### Exterior Lighting and Visibility

- Full LED headlamps (including static cornering function)
- Peugeot Smartbeam Assistance



ALLURE +

### ALLURE 4 door saloon & 5 door SW

#### Seating

- Electrically adjustable front seats
- Electric driver and passenger lumbar adjustment
- Heated front seats
- Marston Tramontane black half leather trim

#### Comfort and Convenience

- Front and rear parking aid
- Blind spot monitoring system
- Colour reversing camera
- Peugeot Open and Go system (keyless entry with push button start)

#### Comfort and Convenience

- Automatic electric parking brake with hill assist

#### Exterior Features

- 18" 'Naos' alloy wheels
- Panoramic glass roof (SW only)

#### Exterior Lighting and Visibility

- LED front fog lamps (including static cornering function)



ACTIVE +

### ACTIVE 4 door saloon & 5 door SW

#### Seating

- Manually adjustable front seats
- Electric Driver lumbar adjustment
- Cocher Tramontane black cloth trim

#### Safety and Security

- Anti-Lock Braking (ABS)
- Electronic Brake Force Distribution (EBFD)
- Emergency Braking Assistance (EBA)
- Electronic Stability Programme and Traction Control (ESP and ASR)
- Dynamic Stability Control (CBC)
- Driver and front passenger front and side airbags
- Curtain airbags for front and rear windows
- Ultrasonic alarm
- Remote control central locking with deadlocks

#### Comfort and Convenience

- Cruise control and speed limiter
- Electric, heated and power folding door mirrors

#### Comfort and Convenience

- Full grain leather steering wheel
- Rear parking aid
- Electric windows (front and rear)
- Automatic dual-zone climate control

#### In-Car Entertainment and Communication

- DAB digital radio (Non Hybrid versions only)
- Bluetooth telephone facility
- USB connection
- CD player
- 7" multifunction colour touchscreen
- 3D Connected navigation
- Peugeot Connect SOS and Assistance
- Mirrorscreen® (Apple CarPlay®, Mirrorlink® and Android Auto®)

#### Exterior Features

- 17" 'Rana' Alloy Wheels
- Dark tinted rear and side windows (SW only)
- Satin chrome roof rails (SW only)

#### Exterior Lighting and Visibility

- Automatic headlamps and wipers
- Electrochrome rearview mirror
- LED daytime running lights and front indicators
- 'Claw effect' LED rear lamps (saloon only)
- New Efficiency Optics (NEO) Halogen headlights



## Specification Overview - Peugeot RXH

RXH 5 door SW (STOCK ONLY)



### Seating

- Electrically adjustable front seats
- Heated front seats
- Electric driver and passenger lumbar adjustment
- Extendable front seat bases
- Tramontane black half leather/ cloth trim with copper stitch detail

### Safety and Security

- Anti-Lock Braking (ABS)
- Electronic Brake Force Distribution (EBFD)
- Emergency Braking Assistance (EBA)
- Electronic Stability Programme and Traction Control (ESP and ASR)
- Dynamic Stability Control (CBC)
- Driver and front passenger front and side airbags
- Curtain airbags for front and rear windows
- Ultrasonic alarm
- Remote control central locking with deadlocks
- Hybrid4 technology (Hybrid4 only)

### Comfort and Convenience

- Front and rear parking aid
- Cruise control and speed limiter
- Electric, heated and power folding door mirrors
- Dark tinted rear and side windows
- Electric windows (front and rear)
- Automatic dual-zone climate control
- Blind spot monitoring system
- Reversing camera
- Automatic electric parking brake with hill assist
- Motorised tailgate and load restraint net (HYbrid4 only)
- Full grain leather multifunction steering wheel
- Peugeot Open and Go system (keyless entry with push button start)

### In-Car Entertainment and Communication

- DAB digital radio and CD Player
- Bluetooth and USB connection
- 7" multifunction colour touchscreen
- 3D Connected navigation
- Peugeot Connect SOS and Assistance
- Colour head up display
- Mirrorscreen® (Apple CarPlay®, Mirrorlink® and Android Auto®)

### Exterior Features

- 18" 'Cian' alloy wheels
- 18" 'Attila' alloy wheels (Hybrid4 only)
- Satin chrome roof rails
- Panoramic glass roof
- RXH exterior styling pack (wheel arch and sill extensions, aluminium front and rear bumper scuff plates)
- Raised ride height (5cm)

### Exterior Lighting and Visibility

- Automatic headlamps and wipers
- Electrochrome rearview mirror
- Full LED headlamps
- Peugeot Smartbeam Assistance
- 'Claw effect' LED daytime running lights

## RXH Hybrid4 Technology

(Exclusive to 2.0L HDi HY4 ETG S&S version)



In Auto mode the entire system is automatically controlled, including operation of the HDi diesel engine and the electric motor.

Perfect for low speeds around town, the car can travel for about two miles in this 100% Electric mode before the engine takes over and recharges the battery, allowing continual use of the 100% Electric (ZEV) mode.



Sport mode favours quicker gear changes at higher engine speeds, coupling the diesel engine with the electric motor for dynamic performance.

In the Four-wheel drive setting the rear wheels are driven by the electric motor and the front wheels by the HDi diesel engine.



Model shown is Peugeot 508 RXH HYbrid4 with optional Pearlescent White paint.



## Manufacturers Recommended Prices - 508 Saloon

May 2017 Version 3

	ENGINE	HP	TITRE CODE (DIALOG DESCRIPTION)	CO2 g/km	BASIC MRRP (£)	VAT (£)	TOTAL MRRP (£)	P11D VALUE (£)	2017/18 BIK %	ON THE ROAD MRRP (£)*
ACTIVE	1.6L BlueHDi 120 S65 6-speed manual	120	1PW2 A4 L KD K 70 A0 D0 (508 ACT BHD1120)	99	20,174.17	4,034.83	24,209.00	24,850.00	21	25,045.00
	1.6L BlueHDi 120 S65 6-speed automatic	120	1PW2 A4 L KD Q 70 A0 D0 (508 ACT BHD1120 AUTO)	102	21,007.50	4,201.50	25,209.00	25,850.00	22	26,065.00
ALLURE	1.6L BlueHDi 120 S65 6-speed automatic	120	1PW2 A4 P KD Q 70 A0 D0 (508 ALL BHD1120 AUTO)	102	22,757.50	4,551.50	27,309.00	27,950.00	22	28,165.00
	2.0L BlueHDi 150 S65 6-speed manual	150	1PW2 A4 P KB K 70 A0 D0 (508 ALL BHD1150 SS)	109	22,924.17	4,584.83	27,509.00	28,150.00	23	28,365.00
GT LINE	1.6L BlueHDi 120 S65 6-speed automatic	120	1PW2 A4 T KD Q 70 A0 D0 (508 GT-L BHD1120 AUT)	102	23,590.84	4,718.16	28,309.00	28,950.00	22	29,165.00
	2.0L BlueHDi 150 S65 6-speed manual	150	1PW2 A4 T KB K 70 A0 D0 (508 GT-L BHD1150 SS)	109	23,757.50	4,751.50	28,509.00	29,150.00	23	29,365.00
GT	2.0L BlueHDi 180 S65 6-speed automatic	180	1PW2 A4 S KA Q 70 A0 D0 (508 GT BHD1180 AUTO)	110	26,715.84	5,343.16	32,059.00	32,700.00	24	32,915.00

\* On the road includes Delivery, Number Plates, 12 months Road Fund Licence and First Registration Fee

## Manufacturers Recommended Prices - 508 SW / RXH

	ENGINE	HP	TITRE CODE (DIALOG DESCRIPTION)	CO2 g/km	BASIC MRRP (£)	VAT (£)	TOTAL MRRP (£)	P11D VALUE (£)	2017/18 BIK %	ON THE ROAD MRRP (£)*
ACTIVE	1.6L BlueHDi 120 S65 6-speed manual	120	1PW2 C5 L KD K 70 A0 D0 (508 SW ACT BHD1120)	100	21,278.34	4,255.66	25,534.00	26,175.00	22	26,370.00
	1.6L BlueHDi 120 S65 6-speed automatic	120	1PW2 C5 L KD Q 70 A0 D0 (508 SW ACT BHD1120 AUTO)	108	22,111.67	4,422.33	26,534.00	27,175.00	23	27,390.00
ALLURE	1.6L BlueHDi 120 S65 6-speed automatic	120	1PW2 C5 P KD Q 70 A0 D0 (508 SW ALL BHD1120 AUTO)	108	24,028.34	4,805.66	28,834.00	29,475.00	23	29,690.00
	2.0L BlueHDi 150 S65 6-speed manual	150	1PW2 C5 P KB K 70 A0 D0 (508 SW ALL BHD1150 SS)	110	24,195.00	4,839.00	29,034.00	29,675.00	24	29,890.00
GT LINE	1.6L BlueHDi 120 S65 6-speed automatic	120	1PW2 C5 T KD Q 70 A0 D0 (508 SW GT-L BHD1120 AUTO)	108	24,861.67	4,972.33	29,834.00	30,475.00	23	30,690.00
	2.0L BlueHDi 150 S65 6-speed manual	150	1PW2 C5 T KB K 70 A0 D0 (508 SW GT-L BHD1150)	110	25,028.34	5,005.66	30,034.00	30,675.00	24	30,890.00
GT	2.0L BlueHDi 180 S65 6-speed automatic	180	1PW2 C5 S KA Q 70 A0 D0 (508 SW GT BHD1180 AU)	114	28,278.34	5,655.66	33,934.00	34,555.00	24	34,810.00
RXH (STOCK ONLY)	2.0L BlueHDi 180 S65 6-speed automatic	180	1PW2 CA X KA Q 70 A0 D0 (508 RXH BHD1180 AUTO)	119	27,795.00	5,559.00	33,354.00	33,975.00	25	34,230.00
	2.0L HDi HY4 ETG S65 6-speed automatic	200	1PW2 CA X BB W 70 A0 D0 (508 RXH HYBRID4)	109	32,086.67	6,417.33	38,504.00	39,145.00	23	39,360.00

\* On the road includes Delivery, Number Plates, 12 months Road Fund Licence and First Registration Fee

### Peugeot BlueHDi : Pioneering on MPG and CO2

BlueHDi is the name given to Peugeot's latest generation of diesel engines. The result of a world-famous diesel heritage plus innovation and engineering excellence developed on the race track of Le Mans, BlueHDi complies with Euro 6<sup>e</sup> emission standards, to deliver exceptional fuel economy and CO2 emissions alongside a driving experience rich in power and performance.

A three stage cleansing process specifically targets the pollutants of diesel combustion, removing hydrocarbons and carbon monoxide, reducing nitrogen oxides by up to 90% and eliminating 99.9%<sup>a</sup> of particulates. BlueHDi delivers the cleanest diesel engine possible and exceptional fuel economy of up to 74.3mpg with CQ as low as 99g/km<sup>iii</sup>.

### EAT6 (Efficient Automatic Transmission): New generation of AISIN 6-speed automatic gearboxes

Peugeot's new generation of automatic gearboxes have been developed in collaboration with Aisin AW . EAT6 uses Quickshift technology, for faster gear changes and smooth operation, delivering superb driving pleasure and exceptional fuel and CO2 efficiency.



**BLUE HDi**



Model shown is Peugeot 508 SW GT Line with optional Pearlescent White paint.

## Key Features - Peugeot 508 Range

### 3D Connected Navigation

**Satellite Navigation:** Linked to the 7.0" colour touch screen, the system includes European mapping and comes with 5 years of free software updates. The system also includes a point of interest function, full postcode lookup and European mapping. TomTom® Traffic provides real-time traffic updates. (Standard across the Peugeot 508 range)



### Peugeot Connect SOS & Assistance

**Peugeot Connect SOS & Assistance:** A vehicle locating communication unit, this feature can be used manually (dedicated SOS button on the console) or automatically (if pyrotechnic devices are deployed). It locates the vehicle precisely and triggers the sending of the appropriate emergency services for a rapid response. Peugeot are the pioneers of this technology, since launching in 2003 Peugeot Connect SOS & Assistance has assisted over 7,000 individuals. The system is subscription free with no additional charges and uses a GPS module and SIM card (built in to the system). (Standard across the Peugeot 508 range)



### Peugeot Open & Go

**Peugeot Open & Go:** Using sensors mounted in the front and rear door handles, 508 can be opened without removing the key from your pocket or bag, simply grab the handle and the vehicle will automatically unlock. Once inside a simple press of the stop start button is all that is required. (Standard on Allure, GT Line, GT & RXH models)



### Colour Reversing Camera

**Colour Reversing Camera:** A camera located on the rear of the vehicle is linked to the 7.0" colour touch screen. The system increases visibility and driver confidence when reversing, the camera also works in low light & features guidance lines to aid with parking. (standard on Allure models upwards)



### Colour Head Up Display

**Colour Head Up Display:** A driver information interface that displays key driving information via a clear retractable screen in the drivers line of sight. The screen can be adjusted for both angle and brightness, as well as folded away completely at any point during a journey. The system displays information relating to speed, cruise control speed settings and navigation directions (where applicable). (Standard on GT and RXH)



### Blind Spot Monitoring System

**Blind Spot Monitoring:** this technology provides information to the driver during a journey, on the presence of a vehicle or motorcycle in the blind spot by means of four sensors mounted in the front and rear bumpers, if a vehicle is detected the driver is informed through the illumination of the LED light located in the door mirrors. (Standard on Allure, GT Line, GT and RXH models)





## Key Features - Peugeot 508 Range

### Panoramic Cielo Glass Roof

**Panoramic Cielo Glass Roof:** Unique to SW models, this large fixed panel glass roof bathes the cabin in natural light. An electric roller blind is also included, this blind can be adjusted by use of a roof mounted rotary control and can stop the blind in any one of 5 pre-set positions.

(Standard on Allure, GT Line, GT and RXH models)



### Peugeot Smartbeam Assistance

**Peugeot Smartbeam Assistance:** through the use of an intelligent camera that continuously analyses driving conditions, for instance the proximity of other vehicles. Peugeot Smartbeam Assistance automatically switches headlamps to full beam when conditions allow. Only available with full LED headlamps. (Included with optional LED headlamps on Allure, standard on GT Line, GT & RXH models)



### Full LED Headlamps

**Full LED Headlamps:** By producing a brighter, whiter light, LED headlamps offer excellent vision at night, the light is perceived as being close to daylight, with very uniform lighting that reduces eye fatigue and therefore increases driver comfort. LED's consume less energy to produce light and contribute to lower CO2 emissions (50% less energy consumption than halogen lights & 35% less than xenon headlamps). The life expectancy of LED technology is considerably longer than halogen lighting. LED headlamps are also 'tourist compliant', requiring no adjustment when travelling abroad. To provide greater visibility in the bends, LED headlamps feature a static cornering function using LED's on the outer edge of the headlamp.

(Optional on Allure models, standard on GT Line, GT and RXH)



### LED Daytime Running Lights/ Fog Lamps

**LED DRL's/ Fog Lights:** Using the same technology as can be found in the headlamps all 508 models benefit from bumper mounted LED daytime running lights. These lights provide an eye catching signature and increase the visibility of 508 during daylight hours. 508 RXH models benefit from the 'claw effect' three strip design as shown below, other 508 models feature a 'comma' design as shown above.

In addition, 508 Allure, GT Line & GT models feature LED fog lights with 'cornering function'. Linked to the power steering each fog light will illuminate (when headlamps are on) dependent on the direction of travel, giving increased illumination when going into a bend.



### 1. Visibility with halogen technology.



### 2. Visibility with full LED technology.

### LED Rear Lamps

**LED Rear Lamps:** an exclusive visual marker for 508 saloon models. The rear lamps feature a Peugeot signature 'claw effect' side light design harking back to the 504 coupé and cabriolet. Each 'claw' contains 18 individual LED bulbs. The brake lights in the light clusters also use LED technology, as LED bulbs require no warm up time the brake lights illuminate instantly, increasing safety, compared with a warm up time of 0.2 seconds for halogen technology. (Standard on 508 saloon models)



## Key Features - Peugeot 508 Range

### Front Seating

**Front Seating:** The front seats on Peugeot 508 have been developed following 4 specific criteria: style, comfort, support and durability. This brief has resulted in seating that will make every journey, no matter the distance, an absolute pleasure. Front seats benefit from the following features:

- **Electric 4 way adjustment:** (height, longitudinal, seat back angle and seat cushion angle). Standard on Allure models and above.
- **Heating function:** with 3 pre set temperatures, (includes heating elements in the seat base and back rest). Standard on Allure models and above.
- **Massage function:** for driver, each programme lasts one hour. Standard on GT models, optional on RXH (linked to trim upgrades).
- **Driver seat memory:** memorises driver seat, door mirrors and head up display positions for up to two people. Standard on GT, optional on RXH.
- **Electric lumbar adjustment:** for driver and passenger, for optimum comfort. Standard on Allure models and above including RXH).
- **'Folded' design head restraints:** allow for both height and longitudinal adjustment, with easy adjustment button. Standard on Peugeot 508.
- **Nappa Full grain Tramontane black leather trim:** high grade, soft leather trim with intricate red stitch detail. Standard on GT, optional on GT Line.



Quad Zone Climate Control

**Quad Zone Climate Control:** Allows for the independent temperature programming for four separate zones for optimised driver and passenger comfort. Also includes automatic function. Builds on the standard dual zone climate control on the Peugeot 508 range. Option also includes sun blinds for rear side windows on saloon and SW and a rear window sunblind for saloon models. (Optional on Allure models and above)



Motorised Tailgate

**Motorised Tailgate:** For increased convenience a motorised tailgate can be specified on SW models. This system can be operated from the key fob, from inside the vehicle using the dedicated button or from the tailgate. The system includes an obstacle detection system and an opening height can be pre-set (to suit a low garage roof for example). Option also includes a load restraining net to secure items in the boot. (Standard on GT SW and RXH HYbrid4 models, optional on Allure models and above)



### Safety

**Airbags:** Peugeot 508 offers optimum protection for you and your family. All models features 6 airbags as standard. Airbag protection comprises:

**Driver & front passenger airbags:** providing frontal protection for front seat occupants. Front passenger airbag can be deactivated to allow for the fitment of a child seat.

**Front side airbags:** located in the seat frame on the outside edge of the front seats frames; they inflate between front seat occupants and the front doors, providing, chest, abdomen and pelvic protection in a side impact.

**Curtain airbags:** located in the cant rail on either side of 508, these deploy in a side impact and provide head protection for both front and rear occupants in a side impact. In addition, deployment of the airbags causes the fuel supply to be cut off, doors will automatically unlock, hazard warning lamps will activate and Peugeot Connect SOS will automatically trigger and automatically contact the emergency services if no response is received from occupants onboard.



www.euroncap.com

EUROPEAN NEW CAR  
ASSESSMENT PROGRAMME



		ACTIVE	ALLURE	GT LINE	GT	RXH	Basic RRP £ Excl VAT	VAT @ 20%	Total RRP £ Incl VAT
<b>PAINT</b>									
Metallic paint	M0--	○	○	○	○	○	433.33	86.67	<b>520.00</b>
Pearlescent paint	M6--	○	○	○	○	○	562.50	112.50	<b>675.00</b>
<b>SEATING</b>									
Claudia Tramontane black leather trim (includes electric seat adjustment, electric adjustable lumbar support and heating function for front seats)	Q1FX	-	○	-	-	-	512.50	102.50	<b>615.00</b>
Nappa Full grain Tramontane black leather trim with red stitch detail (includes electric seat adjustment, electric adjustable lumbar support and heating function for front seats, also includes massage function and memory function for drivers seat)	4HFJ	-	-	○	-	-	958.33	191.67	<b>1,150.00</b>
Club Tramontane black leather trim with copper stitch detail (includes electric seat adjustment, electric adjustable lumbar support, heating function and extendable seat bases for front seats, also includes massage function and memory function for drivers seat)	8BFX	-	-	-	-	○	958.33	191.67	<b>1,150.00</b>
<b>COMFORT AND CONVENIENCE</b>									
Load restraining net <b>(SW ONLY)</b>	NM01	○	-	-	-	-	133.33	26.67	<b>160.00</b>
Motorised tailgate and load restraining net <b>(SW ONLY) (Standard on RXH HYbrid4 only)</b>	MO02	-	○	○	●	○	400.00	80.00	<b>480.00</b>
Automatic Quad-Zone climate control, rear side sunblinds and rear window sunblind <b>(SALOON ONLY)</b>	RT05	-	○	○	○	○	258.33	51.67	<b>310.00</b>
Automatic Quad-Zone climate control and rear side sunblinds <b>(SW ONLY)</b>	RT05	-	○	○	○	○	258.33	51.67	<b>310.00</b>
<b>IN CAR ENTERTAINMENT</b>									
JBL Hi-Fi kit and Colour head up display pack	WLK0	-	○	○	-	-	591.67	118.33	<b>710.00</b>
JBL Hi-Fi kit	WLK0	-	-	-	○	○	333.33	66.67	<b>400.00</b>
<b>EXTERIOR FEATURES</b>									
Sunroof including anti-pinch guard <b>(SALOON ONLY)</b>	TC07	-	○	○	○	-	466.67	93.33	<b>560.00</b>
Tow Bar (Detachable without tools)	D336	○	○	○	○	○	458.33	91.67	<b>550.00</b>
<b>EXTERIOR LIGHTING AND VISIBILITY</b>									
Full LED Headlamps (including static cornering function and Peugeot Smartbeam Assistance)	LA05+ YQ02	-	○	●	●	●	916.67	183.33	<b>1,100.00</b>





# Equipment - Peugeot 508 Range

● = Standard ○ = Option at extra cost

	ACTIVE	ALLURE	GT LINE	GT	RXH
<b>BODYSTYLE</b>					
Four door SALOON	●	●	●	●	-
Five door SW	●	●	●	●	●
<b>SEATING</b>					
Electric driver lumbar adjustment	●	-	-	-	-
Electric driver and passenger lumbar adjustment	-	●	●	●	●
Manually adjustable front seats	●	-	-	-	-
4 way electrically adjustable front seats	-	●	●	●	●
Extendable front seat bases	-	-	-	-	●
Heated front seats (includes 3 temperature settings, with heating elements in seat base and back rest)	-	●	●	●	●
Driver seat memory function (memorises driver seat, door mirror and head up display positions. 2 positions can be memorised) (Linked to selected leather interior trim options)	-	-	○	●	○
Driver seat massage function (Linked to selected leather interior trim options)	-	-	○	●	○
'Folded' front seat head restraints with height and longitudinal adjustment	●	●	●	●	●
Cocher Tramontane black cloth trim	●	-	-	-	-
Marston Tramontane black half leather trim	-	●	-	-	-
Marston Tramontane black half leather trim with red stitch detail	-	-	●	-	-
Marston Tramontane black half leather trim with Zéphyr stitch detail	-	-	-	-	●
Nappa Full grain Tramontane black leather trim with red stitch detail	-	-	-	●	-
<b>SAFETY AND SECURITY</b>					
Driver and front passenger front and side airbags	●	●	●	●	●
Curtain airbags for front and rear windows	●	●	●	●	●
Anti-Lock Braking (ABS), Electronic Brake Force Distribution (EBFD), Emergency Braking Assistance (EBA)	●	●	●	●	●
Electronic Stability Programme and Traction Control (ESP and ASR), Dynamic Stability Control (CBC)	●	●	●	●	●
Tyre pressure sensors	●	●	●	●	●
Three point inertia reel seat belts on all seats	●	●	●	●	●
Seat belt unfastened warning detection for all seats	●	●	●	●	●
Seat belt unfastened warning display panel in roof	●	●	●	●	●
2 x Isofix outer seat mounting points (includes top tethering points)	●	●	●	●	●
Ultrasonic alarm (Thatcham Category 1 approved)	●	●	●	●	●
Locking wheel bolts	●	●	●	●	●
Space Saver Spare Wheel (excluding HYbrid4 RXH)	●	●	●	●	●
Puncture Repair Kit (HYbrid4)	-	-	-	-	●
Deadlocks	●	●	●	●	●
Rolling code transponder immobiliser	●	●	●	●	●
<b>COMFORT AND CONVENIENCE</b>					
Padded, full grain leather multifunction steering wheel	●	●	●	●	●
Tramontane black luxury carpet mats	●	●	-	-	●
Tramontane black luxury red stitched carpet mats	-	-	●	●	-
Electrohydraulic power assisted steering	●	●	●	●	●
Programmable cruise control and speed limiter	●	●	●	●	●
Blind spot monitoring system	-	●	●	●	●
Rear parking aid	●	-	-	-	-
Front and rear parking aid	-	●	●	●	●
Colour reversing camera	-	●	●	●	●
Automatic dual zone climate control	●	●	●	●	●
One-touch electric front and rear windows	●	●	●	●	●
Electric, heated and power folding door mirrors	●	●	●	●	●
Motorised tailgate and load restraining net (SW ONLY) Standard on SW GT and RXH HYbrid4 only	-	○	○	●	●
Automatic electric parking brake (includes Hill Assist)	-	●	●	●	●
12V accessory power point front & rear	●	●	●	●	●
Peugeot Open and Go System (Keyless Entry with Start/Stop Button)	-	●	●	●	●

## Equipment - Peugeot 508 Range

● = Standard ○ = Option at extra cost

	ACTIVE	ALLURE	GT LINE	GT	RXH
<b>IN CAR ENTERTAINMENT</b>					
DAB digital radio with 7.0" multifunction colour touch screen	●	●	●	●	●
USB Connection	●	●	●	●	●
CD Player	●	●	●	●	●
Bluetooth telephone facility with audio streaming	●	●	●	●	●
3D Connected navigation	●	●	●	●	●
Colour Head Up Display	-	-	-	●	●
Peugeot Connect SOS and Assistance	●	●	●	●	●
Mirrorscreen® (Apple CarPlay®, Mirrorlink® and Android Auto®)	●	●	●	●	●
<b>EXTERIOR FEATURES</b>					
Body coloured door mirrors	●	●	●	●	●
Panoramic fixed Cielo glass roof, includes electric interior blind (SW only)	-	●	●	●	●
Satin Chrome roof rails (SW only)	●	●	●	●	●
Dark tinted rear and side windows (SW Only)	●	●	●	●	●
Twin exhaust effect trim	-	-	●	●	-
RXH exterior styling pack (wheel arch and sill extensions , aluminium front and rear bumper scuff plates)	-	-	-	-	●
Raised ride height (5cm)	-	-	-	-	●
17" 'Rana' Alloy wheels (with space saver spare wheel)	●	-	-	-	-
18" 'Naos' Alloy wheels (with space saver spare wheel)	-	●	-	-	-
18" 'GT Line' Alloy wheels (with space saver spare wheel)	-	-	●	-	-
19" 'Capella' Alloy wheels (with space saver spare wheel)	-	-	-	●	-
18" 'Cian' Alloy wheels (with space saver spare wheel)	-	-	-	-	●
18" 'Attila' Alloy wheels (with puncture repair kit) RXH Hybrid4 only	-	-	-	-	●
<b>EXTERIOR LIGHTING AND VISIBILITY</b>					
New Efficiency Optics (NEO) Halogen headlamps	●	●	-	-	-
Full LED Headlamps (including static cornering function)	-	○	●	●	●
Peugeot Smartbeam Assistance (Linked to full LED headlamps)	-	○	●	●	●
LED daytime running lights	●	●	●	●	-
'Claw effect' LED daytime running lights	-	-	-	-	●
LED front fog lamps	-	●	●	●	-
LED front indicators	●	●	●	●	●
Claw effect' LED rear lamps (Saloon only)	●	●	●	●	-
Automatic headlamps and wipers	●	●	●	●	●
Electrochrome rear view mirror	●	●	●	●	●



Model shown is Peugeot 508 RXH Hybrid4 with optional Pearlescent White paint.

# Choose Your Colour

## Colour Options

			Solid Colour (no cost option)	Metallic Colours (extra cost option)						Pearlescent (extra cost option)
			Bianca White	Nera Black	Aluminium	Egyptian Blue	Cumulus Grey	Flint	Pearlescent White	
			P0WP	M09V	M0ZR	M0T4	M0F4	M0EH	M6N9	
● = Standard ○ = Option at extra cost										
<b>ACTIVE</b>	Cocher Tramontane black cloth trim	3DFX	●	○	○	○	○	○	○	
<b>ALLURE</b>	Marston Tramontane black half leather trim	3FFX	●	○	○	○	○	○	○	
	Claudia Tramontane black leather trim	Q1FX	●	○	○	○	○	○	○	
<b>GT LINE</b>	Marston Tramontane black half leather trim with red stitch detail	3FFJ	●	○	○	○	○	○	○	
	Nappa Full grain Tramontane black leather trim with red stitch detail	4HFJ	●	○	○	○	○	○	○	
<b>GT</b>	Nappa Full grain Tramontane black leather trim with red stitch detail	4HFJ	●	○	○	○	○	○	○	
<b>RXH</b>	Marston Tramontane black half leather trim with Zéphyr stitch detail	3FFB	●	○			○	○	○	
	Club Tramontane black leather trim with copper stitch detail	8BFX	●	○			○	○	○	



Bianca White



Nera Black



Aluminium



Egyptian Blue



Cumulus Grey



Flint



Pearlescent White




## Choose Your Interior Trim

### Interior Trim Options

● = Standard ○ = Option at extra cost

<b>ACTIVE</b>	Cocher Tramontane black cloth trim	3DFX	●
<b>ALLURE</b>	Marston Tramontane black half leather trim *	3FFX	●
	Claudia Tramontane black leather trim*	Q1FX	○
<b>GT LINE</b>	Marston Tramontane black half leather trim with red stitch detail*	3FFJ	●
	Nappa Full grain Tramontane black leather trim with red stitch detail*	4HFJ	○
<b>GT</b>	Nappa Full grain Tramontane black leather trim with red stitch detail*	4HFJ	●
<b>RXH</b>	Marston Tramontane black half leather trim with Zéphyr stitch detail*	3FFB	●
	Club Tramontane black leather trim with copper stitch detail*	8BFX	○



Please note, leather trim includes leather effect parts on some surfaces.

### Alloy Wheels

17" 'Rana' Alloy wheels

18" 'Naos' Alloy wheels

18" 'GT Line' Alloy wheels

19" 'Capella' Alloy wheels

18" 'Cian' Alloy wheels

18" 'Attila' Alloy wheels

	ACTIVE	ALLURE	GT LINE	GT	RXH	RXH HY4
17" 'Rana' Alloy wheels	●					
18" 'Naos' Alloy wheels		●				
18" 'GT Line' Alloy wheels			●			
19" 'Capella' Alloy wheels				●		
18" 'Cian' Alloy wheels					●	
18" 'Attila' Alloy wheels						●



17" 'Rana' Alloy



18" 'Naos' Alloy



18" 'GT Line' Alloy



19" 'Capella' Alloy



18" 'Cian' Alloy



18" 'Attila' Alloy

# Technical Specification - Peugeot 508 Range

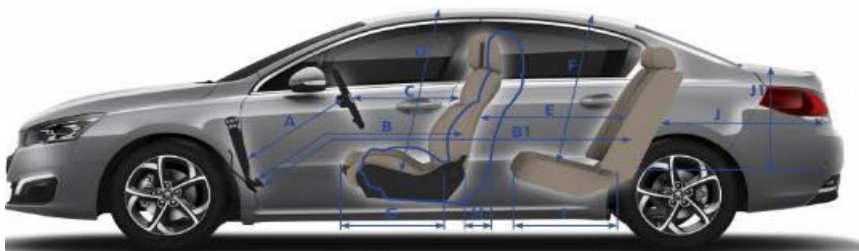
		Saloon and SW				RXH		
		1.6L BlueHDi 120 S&S 6-speed manual	1.6L BlueHDi 120 S&S 6-speed automatic	2.0L BlueHDi 150 S&S 6-speed manual	2.0L BlueHDi 180 S&S 6-speed automatic	2.0L BlueHDi 180 S&S 6-speed automatic	2.0L HDi Hybrid4 200 ETG S&S 6-speed semi-automatic	
DRIVETRAIN	Fuel type	Diesel	Diesel	Diesel	Diesel	Diesel	Diesel/Electric	
	Stop and Start functionality	●	●	●	●	●	●	
	Cubic capacity (cc)	1560	1560	1997	1997	1997	1997	
	Maximum power hp (Kw)	120 (88) @ 3500	120 (88) @ 3500	150 (110) @ 4000	181 (133) @ 3750	181 (133) @ 3750	163 (120) @ 3850 (Diesel) 37 (27) @ 2000 (Electric)	
	Maximum torque lb/ft (Nm)	221 (300) @ 1750	221 (300) @ 1750	273 (370) @ 2000	295 (400) @ 2000	295 (400) @ 2000	221 (300) @ 1750 (Diesel) 150 (200) (Electric)	
	6 speed manual	●	-	●	-	-	-	
	6 speed Electronically Controlled Manual Gearbox (ETG)	-	-	-	-	-	●	
6 speed automatic	-	●	-	●	●	-		
BRAKES	Front and rear discs	●	●	●	●	●	●	
SUSPENSION AND TYRES	Front suspension	Pseudo MacPherson with helical springs and dampers			Double wishbone & drop-link hub carrier	Pseudo MacPherson with helical springs and dampers		
	Rear suspension	Multi-arm with helical springs and multi-valve dampers						
	Size - 17" wheels (Alloy)	215/55 R 17 W			-	-	-	
	Size - 18" wheels (Alloy)	235/45 R 18 W			-	245/45 R 18 W	245/45 R 18 W	
	Size - 19" wheels (Alloy Option)	-	-	-	235/40 R 19 W	-	-	
	Space saver spare wheel	●	●	●	●	●	Repair Kit	
FUEL TANK	Capacity (litres)	72						
FUEL CONSUMPTION, EMISSIONS and PERFORMANCE (driver only) INFORMATION	Maximum speed (mph) saloon (SW)	126 (124)	125 (123)	130 (130)	143 (140)	137	132	
	Acceleration 0-62 mph (sec) saloon (SW)	11 (11.3)	11 (11.2)	8.9 (9.1)	8.5 (8.6)	8.9	8.8	
	SALOON	Urban drive cycle MPG (litres/100km)	61.4 (4.6)	62.8 (4.5)	57.6 (4.9)	56.5 (5.0)	-	-
		Extra Urban drive cycle MPG (litres/100km)	85.6 (3.3)	78.5 (3.6)	74.3 (3.8)	74.3 (3.8)	-	-
		Combined drive cycle MPG (litres/100km)	74.3 (3.8)	72.4 (3.9)	67.3 (4.2)	67.3 (4.2)	-	-
	SW	Urban drive cycle MPG (litres/100km)	62.8 (4.5)	60.1 (4.7)	56.5 (5.0)	55.4 (5.1)	54.3 (5.2)	70.6 (4.0)
		Extra Urban drive cycle MPG (litres/100km)	83.1 (3.4)	74.3 (3.8)	74.3 (3.8)	70.6 (4.0)	67.3 (4.2)	57.6 (4.9)
Combined drive cycle MPG (litres/100km)		74.3 (3.8)	67.3 (4.2)	67.3 (4.2)	64.2 (4.4)	61.4 (4.6)	61.4 (4.6)	
EMISSIONS INFORMATION	SALOON	Regulated Emission Standard	Euro 6	Euro 6	Euro 6	Euro 6	-	
	Carbon Dioxide (CO2) emissions (g/km)	99	102	109	110	-	-	
SW	Regulated Emission Standard	Euro 6	Euro 6	Euro 6	Euro 6	Euro 6	Euro 6	
	Carbon Dioxide (CO2) emissions (g/km)	100	108	110	114	119	109	
VEHICLE WEIGHT INFORMATION (KG)	SALOON	Gross vehicle weight	2025	2045	2125	2165	-	-
		Kerb weight	1410	1425	1500	1540	-	-
		Mass in service	1605	1620	1670	1720	-	-
		Gross train weight	3225	2945	3725	3465	-	-
		Maximum braked trailer weight	1475	1175	1875	1575	-	-
		Maximum tow ball weight	75	75	75	75	-	-
	SW	Gross vehicle weight	2120	2140	2200	2240	2240	2325
		Kerb weight	1430	1445	1520	1620	1650	1770
		Mass in service	1625	1655	1705	1760	1790	1910
		Gross train weight	3220	2940	3700	3440	3440	3125
		Maximum braked trailer weight	1375	1075	1775	1475	1475	1100
		Maximum tow ball weight	75	75	75	75	75	75
INSURANCE GROUPS	ACTIVE	25E	25E	-	-	-	-	
	ALLURE	-	26E	30E	-	-	-	
	GT LINE	-	28E	31E	-	-	-	
	GT	-	-	-	32E	-	-	
	RXH	-	-	-	32E	32E	37E	

# Technical Specification - Peugeot 508 Saloon

## Saloon External Dimensions (mm)



## Saloon Internal Dimensions (mm)



	(mm)
A	673 / 713
B	934
B1	1783
C	366 / 406
D	896
E	849
F	857
G	460
H	240
I	432
J	1052
J1	504
J2	2080
K	1507
L	1430
M	1456
N	1379
O	1117



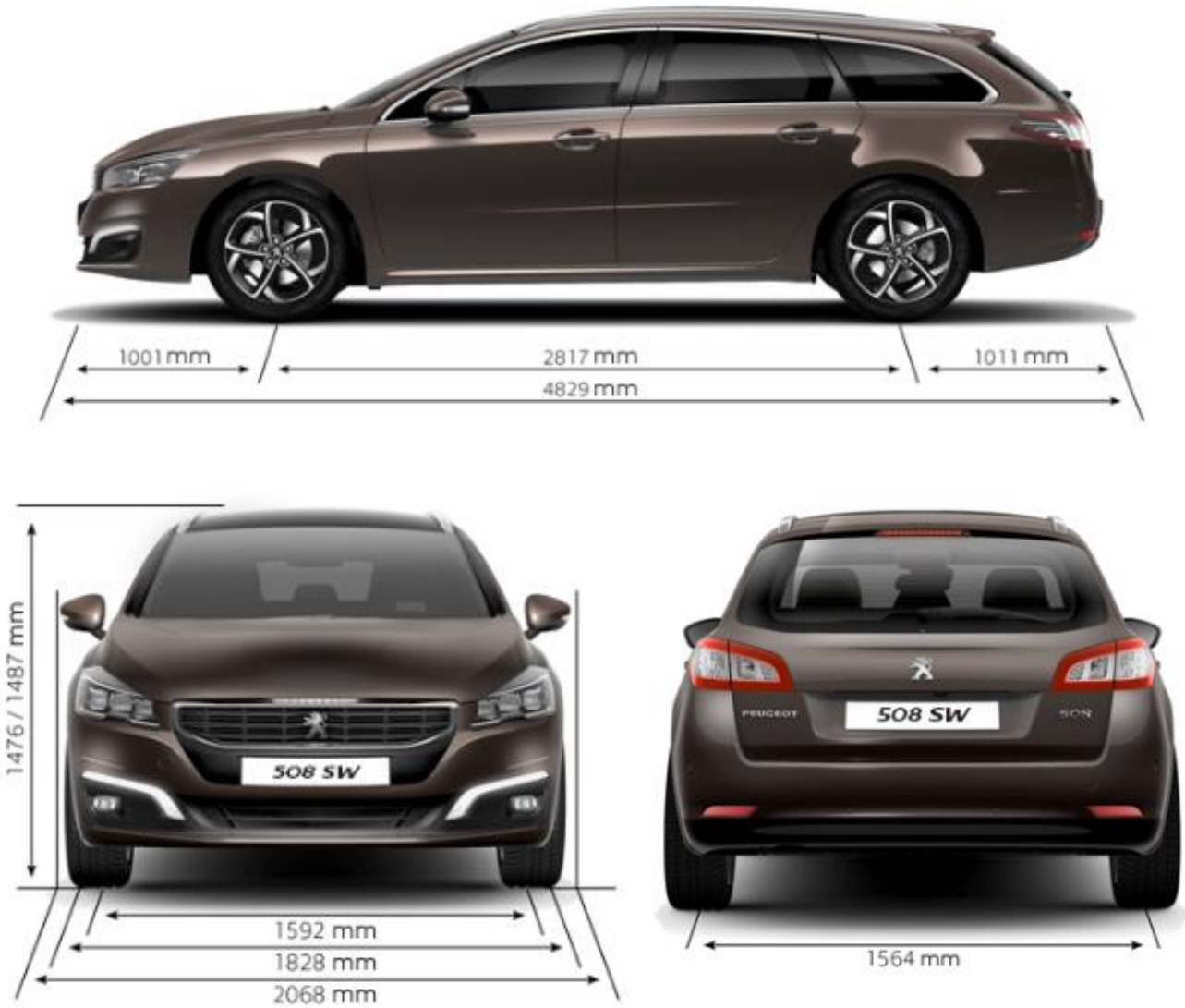
## Technical Specification - Peugeot 508 Saloon /SW

### Saloon/ SW Boot Dimensions (dm<sup>3</sup> measurement using 1 dm<sup>3</sup> blocks/ litre measurement in water)



# Technical Specification - Peugeot 508 SW

## SW External Dimensions (mm)




## SW Internal Dimensions (mm)



	(mm)
A	673 / 713
B	934
B1	1783
C	366 / 406
D	916
E	849
F	914
G	460
H	240
I	432
J	1060
J1	508
J2	866
J3	2120
K	1507
L	1430
M	1456
N	1379
O	1115

# Technical Specification - Peugeot 508 RXH

## RXH External Dimensions (mm)



## Boot Dimensions (litres)

Please note the below boot dimensions below only relate to 508 RXH HYBRID4, 508 RXH BlueHDI 180 maintains the same boot dimensions as 508 SW.





## Further Information

### MANUFACTURERS RECOMMENDED RETAIL PRICE ON THE ROAD

The On the Road MRRP featured includes the following:

VED Tax Bands: April 2017 onwards

Tax band	CO2 (g/km)	First Year VED	Annual Tax	First Reg fee	Delivery Charge	VAT @ 20% on Delivery	Total OTR Costs
A	0	£0.00	£0.00	£55.00	£550.83	£110.17	<b>£716.00</b>
B	1-50	£10.00	£140.00	£55.00	£550.83	£110.17	<b>£726.00</b>
C	51-75	£25.00	£140.00	£55.00	£550.83	£110.17	<b>£741.00</b>
D	76-90	£100.00	£140.00	£55.00	£550.83	£110.17	<b>£816.00</b>
E	91-100	£120.00	£140.00	£55.00	£550.83	£110.17	<b>£836.00</b>
F	101-110	£140.00	£140.00	£55.00	£550.83	£110.17	<b>£856.00</b>
G	111-130	£160.00	£140.00	£55.00	£550.83	£110.17	<b>£876.00</b>
H	131-150	£200.00	£140.00	£55.00	£550.83	£110.17	<b>£916.00</b>
I	151-170	£500.00	£140.00	£55.00	£550.83	£110.17	<b>£1,216.00</b>
J	171-190	£800.00	£140.00	£55.00	£550.83	£110.17	<b>£1,516.00</b>
K	191-225	£1,200.00	£140.00	£55.00	£550.83	£110.17	<b>£1,916.00</b>
L	226-255	£1,700.00	£140.00	£55.00	£550.83	£110.17	<b>£2,416.00</b>
M	Over 255	£2,000.00	£140.00	£55.00	£550.83	£110.17	<b>£2,716.00</b>

Cars above £40,000 pay £310 annual supplement for five years

VAT is calculated at 20%

VAT is not applicable to cars sold in the Channel Islands

### PEUGEOT 3 YEARS OF WARRANTY

All vehicles first registered in the UK and purchased from a UK Peugeot Dealer benefit from a Peugeot 2 year unlimited mileage manufacturer's warranty and a free optional additional 1 year of warranty provided by the Peugeot Dealer Network in the UK.

### PEUGEOT ASSISTANCE

All new Peugeots come with Peugeot Assistance, our breakdown assistance service.

Provided by the AA, Peugeot Assistance is available every minute of the day and night; 365 days of the year, for you and anyone else driving your Peugeot with your permission.

Full details are available at [www.peugeot.co.uk](http://www.peugeot.co.uk)

### TERMS AND CONDITIONS

Every endeavour has been made to ensure that the information, details and descriptions set out in this literature are correct, at the time of going to print.

It is our policy to continually improve our vehicles in every way. We reserve the right to modify our vehicles price, specification (including colour), equipment, accessories and characteristics or to discontinue any model, without notice, at any time.

To avoid any misunderstandings you are advised to check with your Peugeot Dealer the specification (including colour), equipment accessories and equipment relating to any Peugeot vehicle and the exact cost and availability prior to ordering.

Where a feature is described as an option in this publication it should be assumed that it is at extra cost unless specifically stated otherwise.

Issued by Sales and Marketing, Peugeot Motor Company PLC, Pinley House, Sunbeam Way, Coventry CV3 1ND.

**For further information call Peugeot on 0800 083 3000 or visit our website at [www.peugeot.co.uk](http://www.peugeot.co.uk)**





**PEUGEOT**