

RAV4



TOYOTA

ALWAYS A
BETTER WAY

5 year
TOYOTA
WARRANTY



Worldwide
Olympic Partner



Worldwide
Paralympic Partner

TOYOTA BETTER HYBRID HAPPY TRUST TOGETHER YOU

EVERY DAY WE LOOK AHEAD, MOVE FORWARD, EVOLVE. OUR PASSION IS ALWAYS TO DELIGHT – WITH A CAR THAT EXCEEDS EXPECTATIONS, THRILLS, EXCITES, REASSURES AND DELIVERS BETTER FOR TODAY'S WAY OF LIFE. TAKE US FOR GRANTED.

TOYOTA. ALWAYS A **BETTER** WAY





TOYOTA

ALWAYS A
BETTER WAY

RAV4

THE SUV REDEFINED



BRING YOUR BROCHURE TO LIFE.

With the Toyota Explore app, there is so much more exclusive content to discover.



SIMPLY DOWNLOAD THE FREE TOYOTA EXPLORE APP TO YOUR SMARTPHONE OR TABLET FROM THE APP STORE OR GOOGLE PLAY.



OPEN THE APP. POINT YOUR DEVICE AT THE PAGE WHEREVER YOU SEE THE ABOVE ICON.



EXPLORE THE RAV4 IN MORE DETAIL.



CONTENTS

6 DESIGN	22 ENGINES	42 ACCESSORIES
8 HYBRID	24 GRADES	48 SPECIFICATIONS
10 DRIVING DYNAMICS	30 COLOURS	52 EQUIPMENT
12 INTERIOR	32 WHEELS	58 GLOSSARY
16 TECHNOLOGY	34 TRIMS	62 OWNING YOUR RAV4
20 SAFETY	36 OPTIONS AND PACKS	



Model shown: RAV4 Design in full body colour Silver Blade with silver front and rear underruns

DESIGNED FOR THE LIMELIGHT

MAKE A STATEMENT IN ANY SETTING.

The RAV4 with its sleek design and powerful stance makes you want to take it for a spin – whether you're seeking the city lights or out-of-town adventures.

The new look starts at the front with dynamic styling incorporating distinctive Bi-LED headlights*, while a sophisticated rear features LED light guides for a signature look. Imposing alloy wheels complete the RAV4's strong, contemporary presence.

* Excluding Icon and Icon Tech.



**Model shown: RAV4 Design in full body colour
Silver Blade with silver front and rear under-runs**



SCAN THIS PAGE.
Discover colour, grade
& wheel options.
Refer to page 4 for
more information.

CHANGE PERSPECTIVE, REDEFINE INNOVATION

THE RAV4 HYBRID: MORE REASONS TO EXPLORE.

The option of hybrid technology provides the RAV4 with more power, lower running costs, reduced emissions, improved refinement and a driving experience unlike any other. The RAV4's hybrid system excels at taking the stress out of daily life; the commanding driving position and refined hybrid power ensure the cabin is a haven of calm. In contrast, the RAV4's hybrid system gives you a hit of instant power whenever required to find the space you need on the road.

For when the going gets tough or when you need that extra traction, the RAV4 Hybrid AWD delivers instantly, providing you with the confidence to handle those challenging situations. And with a high towing capacity of up to 1,650 kg* on the hybrid models, you get to take life's passions with you whichever RAV4 you choose.

* AWD only.

Model shown: RAV4 Excel





**SCAN THIS
QR CODE.**
Discover RAV4
Hybrid benefits.

SCAN THIS PAGE.
Explore driving
dynamics in more
detail. Refer to page 4
for more information.



Model shown: RAV4 Design

ALL THE RIGHT MOVES

EVERYTHING FOR A PERFECTLY BALANCED DRIVE.

The Integrated Dynamic Drive System (IDDS)* has got even sharper, for when the going gets tough or cornering speeds rise. Models equipped with AWD benefit from more agile handling, enjoying a dynamic turn into corners and sportier steering response for an enhanced feeling of fun. Extensive soundproofing also ensures that nothing in the way of road, wind and tyre noise can spoil your experience – even at high speeds, making the RAV4 one of the quietest cars in its class.

ALL WHEEL DRIVE

On loose or slippery surfaces the system automatically and continuously distributes the torque between front and rear wheels. This optimises traction and driving stability and also maximises fuel economy.



INTEGRATED DYNAMIC
DRIVE SYSTEM

* Petrol AWD (excluding Hybrid AWD) only.

ONE SOLUTION, ENDLESS OPTIONS

ADVANCED TECHNOLOGY DESIGNED FOR YOU.

The RAV4 is packed full of thoughtful technology like the new 4.2" colour TFT screen in the instrument panel, all coordinated with the central Toyota Touch® 2 display.

This intuitive, high resolution multimedia system features a 7" touchscreen – your gateway to full-map navigation*, Bluetooth®, MP3 and iPod® connectivity, plus a reversing camera.

* Standard on all grades.



TOYOTA TOUCH® 2

This intuitive user-friendly multimedia system delivers information and entertainment, and connects you to the outside world, all via high-resolution colour-rich graphics.



TFT SCREEN

The highly visible 4.2" new TFT screen displays useful information such as distance covered and average speed, as well as fuel consumption, all right in front of you. Designed to reflect Toyota Touch® 2, the new TFT screen shares the same colour-rich graphics.



Model shown: RAV4 Excel



A VERSATILE PERFORMER

AN INTERIOR FIT FOR ANY ADVENTURE.

Our latest generation SUV has your comfort and versatility in mind, with plenty of seating variations, effortless storage and easy loading.

From the premium feel of the new interior materials, to the quality of the exquisite seat trims – whichever RAV4 you choose, you will be made to feel a class apart in a high quality interior.

POWER BACK DOOR AND KICK-ACTIVATED BOOT OPENING*

The adjustable power-operated tailgate has a memory function that automatically saves your preferred opening height. The hands-free boot opening operates by simply waving your foot underneath the rear bumper for impressive convenience.



* Only available on Excel grade as part of Assist Pack, and is incompatible with towing solutions.

Model shown: RAV4 Excel

A WORLD OF INFORMATION AND ENTERTAINMENT AT YOUR FINGERTIPS



TOYOTA TOUCH® 2

The Toyota Touch® 2 multimedia system features an easy-to-use high resolution 7" colour touchscreen. It lets you access and monitor a range of information related to your car. From viewing trip data and climate control settings to customising a number of functions, such as door locks and lighting, you'll find everything you need to make your journeys more comfortable. The system also helps to take the stress out of parking with a reversing camera display.

The Toyota Touch® 2's advanced audio system lets you appreciate your favourite music in rich quality, and view album, artist and track information clearly, all via convenient Bluetooth® or USB connections. Additionally, your audio options can be accessed through the clear touchscreen, letting you select a wide choice of DAB+ stations or enjoy a favourite CD or MP3, so you can appreciate the full, crystal-clear multimedia experience with ease.



BLUETOOTH®



REVERSING
CAMERA



INFORMATION
DISPLAY



MP3 & iPOD®
CONNECTIVITY



MULTIMEDIA
MANAGEMENT



TOYOTA TOUCH® 2

WITH GO*

Now with three years' free map care and connected services.

Toyota Touch® 2 with Go adds enhanced full-map navigation as well as class-leading connected services, delivered through its wide range of apps. Intuitive navigation provides clear visual display of signposts, junctions and lane guidance as well as speed limit and speed camera warning.

The new auto navigation function lets you programme up to four destinations, for each day of the week. So when you set off within a departure window, your chosen

destination will be automatically activated and a route plotted. The system will also show you traffic information, making your daily commutes less of a grind.

In addition, the enhanced multimedia offering available on Excel grade includes features such as 3D maps, voice recognition and text-to-speech.

Compatibility and synchronisation: Device synchronisation and compatibility may depend on a number of factors, including the device being used, software versions installed, inbox size and your mobile network. All features are developed to industry-wide standards. Toyota cannot guarantee that all devices will operate or be compatible with our vehicles.



FULL-MAP
NAVIGATION



NEW INTUITIVE
DETOUR FUNCTION



SPEED LIMIT &
SPEED CAMERA
WARNING

* Standard on all grades
excluding Icon.

DISCOVER A WORLD OF INNOVATIVE SERVICES

Breakthrough connected services are pre-installed in your system (Toyota Touch® 2 with Go) and are free for the first 3 years. To activate and access these services, simply create a **My Toyota** account and register your device. You can commence the registration process



Toyota Real-Time Traffic powered by TomTom

Works on real-time traffic flow, alerting you to slow-moving or queuing traffic, with the option to re-route your journey to avoid congestion and save time.



TRAFFIC MONITOR

Provides a clear visual display of any traffic incidents or congestion along your route, estimating any delay to your journey.



DETOUR OPTION

Offers specific information about traffic incidents along your route and suggests a detour option to save your time.



DETOUR INFORMATION

Gives you on-screen graphic information of a detour, along with the delay and additional mileage incurred compared with your current route, for informed journey planning.



Online Applications

Activate apps on your Toyota Touch® 2 with Go navigation systems to keep you informed and entertained. Apps are available for everything from the weather, to fuel costs and available parking places, helping you to drive safely and more economically.



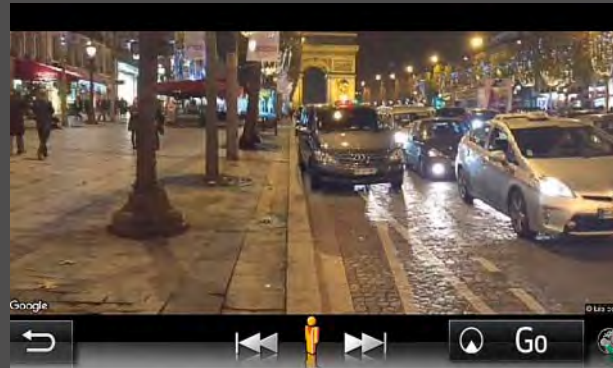
Toyota Online services available on Toyota Touch® 2 with Go. Availability of Toyota Online services depends on compatibility with a Bluetooth®-equipped mobile phone (with DUN or PAN Bluetooth® profile) with a data plan. It also requires a mobile network operator that permits tethering. Toyota Touch® 2 images are for illustration purposes only and may not be to UK specification.

directly from within your vehicle in a few simple steps. By pairing/connecting your phone, you can enjoy many benefits, including innovative Toyota Real-Time Traffic powered by TomTom and Google Street View™.



Google Street View™

Provides imagery of your current location, or a location of your choice, allowing you to start navigating directly from the image, so you'll never be lost.



GOOGLE STREET VIEW™

Simply enter an address for a visual preview of any unknown destination. Six different Google Street View™ images offer a panoramic view to familiarise you with the location and promote peace of mind.



Online Local Search

Point Of Interest database enhanced by an online search facility. Connects to the internet via your phone, allowing you to search easily for the nearest fuel station, restaurant, hospital or other place of interest.



1

2

3

SCAN THIS
QR CODE.
For more safety
information.



TOYOTA SAFETY SENSE: MAKING THE UNPREDICTABLE PREDICTABLE

TAKING SAFETY FOR GRANTED.

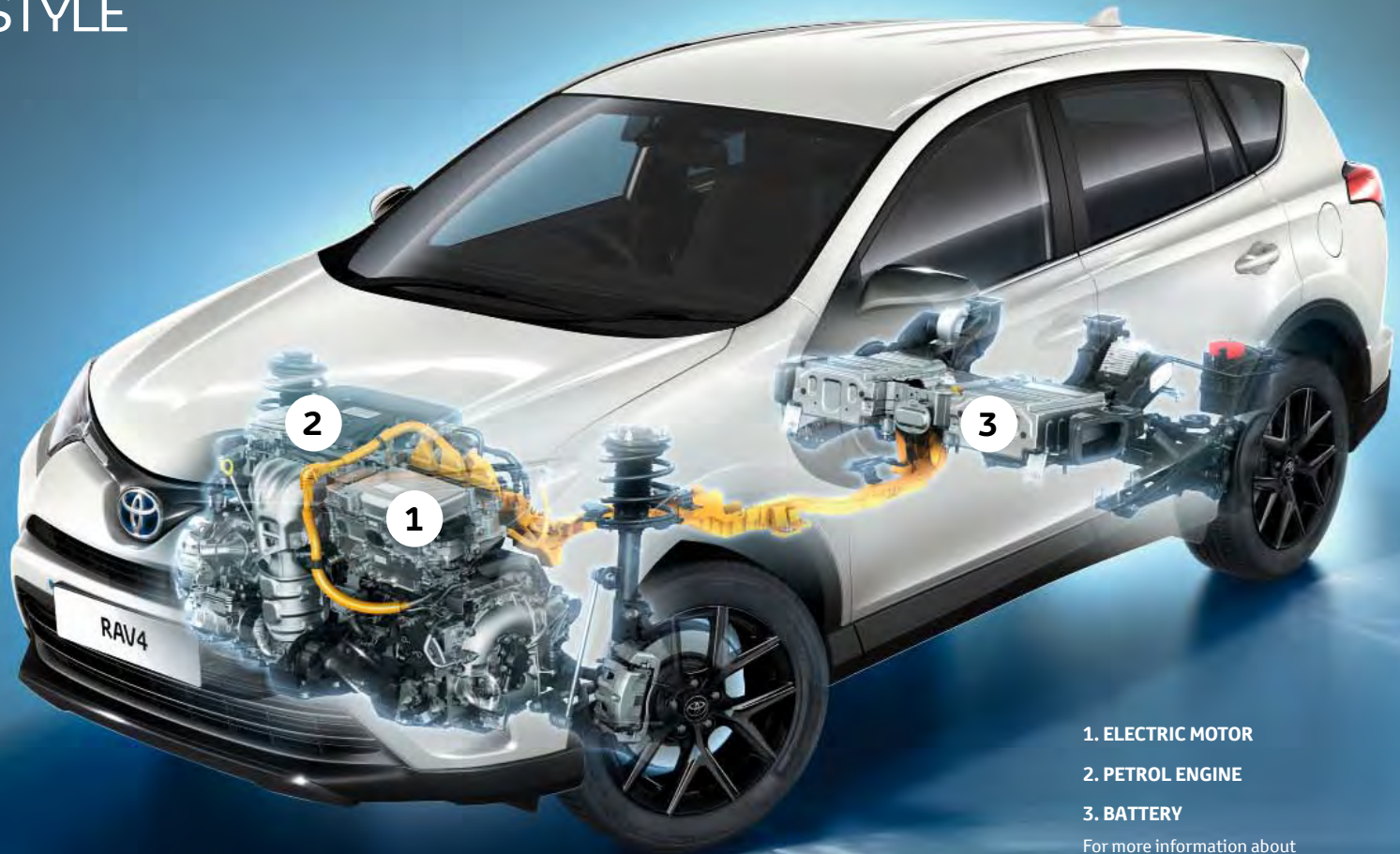
Toyota Safety Sense adds advanced active safety systems for an even safer and more relaxed drive. Five active safety technologies: Pre-Collision System with Pedestrian Detection, Lane Departure Alert with Steering Control, Automatic High Beam, Road Sign Assist and Adaptive Cruise Control are at the heart of Toyota Safety Sense. On top of that there is, of course, a wide range of additional innovative safety systems. For more information on the RAV4 safety technologies, please refer to pages 58 to 61 or scan the QR code on the opposite page.

1. PRE-COLLISION SYSTEM WITH PEDESTRIAN DETECTION
2. LANE DEPARTURE ALERT WITH STEERING CONTROL
3. ROAD SIGN ASSIST
4. ADAPTIVE CRUISE CONTROL
5. AUTOMATIC HIGH BEAM
6. FRONT & REAR PARKING SENSORS

All active safety technologies are intended to be back-up systems only and are not a substitute for safe and attentive driving. The functionality of these systems may be impacted by driving conditions. Further information is available from your local Toyota Centre.

Model shown: RAV4 Excel

ENGINES FOR EVERY LIFESTYLE



1. ELECTRIC MOTOR

2. PETROL ENGINE

3. BATTERY

For more information about
Toyota Hybrid please visit
toyota.co.uk/hybrid

Model shown: RAV4 Excel

CONVENTIONAL FWD, AWD OR HYBRID – RAV4 HAS THE ENGINE TO POWER YOUR ADVENTURE.

The RAV4 has the most advanced range of engines in its class – from a feel-good hybrid system to efficient diesel engines. So whether your time is mainly spent on short stop-start city journeys or high-speed cruising on the motorways, the RAV4 has the ideal match for you.

Making its introduction in RAV4 is our advanced new 2.0 litre diesel, which achieves impressive results: CO₂ emissions of 123 g/km, a powerful output of 143 DIN hp and a 0–62 mph time of 9.6 seconds, all delivered with linear response and hushed refinement.

Featuring our pioneering hybrid technology, the RAV4 Hybrid achieves the perfect balance of power and economy, benefiting from class-leading CO₂ emissions and fuel consumption, as well as RAV4 Hybrid’s unique combination of near-silent power and feel-good driving enjoyment. It really is a compact SUV unlike any other.

DIESEL
2.0 Diesel
6-Speed Manual FWD

Power
143 DIN hp
 Fuel consumption*
60.1 mpg
 CO₂ emissions*
123–124 g/km
 Acceleration
9.6 seconds
0–62 mph
 Available on
All grades

PETROL
2.0 Petrol
Automatic AWD

Power
152 DIN hp
 Fuel consumption*
43.5 mpg
 CO₂ emissions*
152 g/km
 Acceleration
10.7 seconds
0–62 mph
 Available on
Design, Excel

HYBRID
2.5 Hybrid Petrol
Automatic FWD/AWD

Power
197 DIN hp
 Fuel consumption*
55.4–57.6 mpg
 CO₂ emissions*
115–118 g/km
 Acceleration
8.4 seconds
0–62 mph
 Available on
All grades

FWD = Front Wheel Drive AWD = All Wheel Drive * Combined cycle.
 For full mpg and CO₂ emissions data please see page 48. Mpg and CO₂ data sourced from EU tests.
 For more information please see the back cover.

ICON & ICON TECH GRADES



Model shown: RAV4 Icon Tech

ICON AND ICON TECH GRADES ARE FITTED WITH AN ARRAY OF PREMIUM FEATURES, ADDING ADVANCED TECHNOLOGY LIKE TOYOTA TOUCH® 2 WITH GO NAVIGATION SYSTEM AND PUSH-BUTTON START, WHILE DUAL-ZONE AUTOMATIC AIR CONDITIONING ENHANCES YOUR COMFORT.

Icon

Main features

- 17" machined-face alloy wheels (5-double-spoke)
- Reversing camera
- Toyota Safety Sense (see page 21)
- 7" touchscreen with Toyota Touch® 2 media system with 6 speakers
- DAB radio & Bluetooth®
- ISOFIX seat fixing
- Smart entry and push-button start
- Dual-zone automatic air conditioning
- Automatic headlights & wipers
- VSC+, HAC, TPWS & TSC (see page 60)
- Power back door with height memory setting



Model shown: RAV4 Icon Tech

Icon Tech

Main features (additional to Icon)

- Toyota Touch® 2 with Go navigation system

Optional features (Icon and Icon Tech)*

- Style Pack
- Protection Pack
- Tow bar with 7- or 13-pin wiring
- Alternative 17" alloy wheels



**17" machined-face alloy wheels
(5-double-spoke, design A)**
Standard on Icon and Icon Tech
(Diesel)



**17" machined-face alloy wheels
(5-double-spoke, design B)**
Standard on Icon and
Icon Tech (Hybrid)

* See pages 36–41 for more information.

DESIGN GRADE



DESIGN GRADE IS DESIGNED FOR THOSE WITH A PARTICULAR EYE FOR STYLE, FEATURING BLACK PARTIAL LEATHER AND ALCANTARA SEATS AND DASHBOARD, UNIQUE 18" BLACK PAINTED MACHINED-FACE ALLOY WHEELS (5-DOUBLE-SPOKE) AS WELL AS HEATED DRIVER'S AND FRONT PASSENGER SEATS.

Design

Main features (additional to Icon Tech)

- 18" black painted machined-face alloy wheels (5-double-spoke)
- Front LED headlights
- Kaiteki black leather/Alcantara seats, door trims and armrests
- Heated driver's & front passenger seats
- Power-sliding, height-adjustable driver's seat with lumbar support
- Automatic headlight levelling

Optional features*

- Visibility Pack (Blind Spot Monitor, Rear Cross Traffic Alert & Panoramic View Monitor)
- Full body colour available in Silver Blade and Tokyo Red
- Style Pack
- Protection Pack
- Tow bar with 7- or 13-pin wiring
- Alternative 18" alloy wheel designs



Image shows the full body colour execution, available in Silver Blade and Tokyo Red

18" black painted machined-face alloy wheels (5-double-spoke) Standard on Design

* See pages 36–41 for more information.

EXCEL GRADE



WITH EXCEL GRADE, YOUR RAV4 IS AT THE TOP OF ITS GAME IN TERMS OF SOPHISTICATION. CHOOSE BETWEEN LEATHER IN BLACK, BEIGE OR GREY. THE EXTERIOR STANDS OUT WITH 18" BLACK PAINTED ALLOY WHEELS (5-DOUBLE-SPOKE).

Excel

Main features (additional to Design)

- 18" black painted alloy wheels (5-double-spoke)
- Black door mirrors
- Black underruns
- Blind-spot monitor
- Rear Cross Traffic Alert
- Choice of Berkeley black, beige or grey leather seats*
- Enhanced multi-media functionality, including voice recognition, text-to-speech and 3D maps



Optional features[§]

- Assist Pack
- Protection Pack
- Tow bar with with 7- or 13-pin wiring
- Alternative 18" alloy wheel designs



18" black painted alloy wheels (5-double-spoke)
Standard on Excel

* Seats and backs are 100% natural leather, other components are synthetic leather.

[§] See pages 36–41 for more information.

THE COLOUR
TO MATCH YOUR
ADVENTURE



040 Pure White (Solid)



1G3 Decuma Grey*



3T3 Tokyo Red⁵ (Pearlescent)



070 White Pearl (Pearlescent)



1D6 Silver Blade*§



209 Eclipse Black*



221 Phantom Blue*



4T3 Light Cappuccino*



4U5 Mahogany*

* Metallic paint.
 § Silver Blade and Tokyo Red available as full body colour options on Design grade.

EVEN BETTER
IN MOTION



18" black painted alloy wheels (5-double-spoke)
Standard on Excel



**17" machined-face alloy wheels
(5-double-spoke, design A)**
Standard on Icon and Icon Tech (Diesel)



**17" anthracite machined-face alloy
wheels (5-double-spoke)**
Optional on Icon and Icon Tech



**17" machined-face alloy wheels
(5-double-spoke, design B)**
Standard on Icon and Icon Tech (Hybrid)



**18" black painted machined-face
alloy wheels (5-double-spoke)**
Standard on Design



**18" black painted alloy wheels
(5-double-spoke)**
Standard on Excel



18" Pitlane II alloy wheels, anthracite
Optional on Design and Excel



**18" Pitlane II alloy wheels,
anthracite machined-face**
Optional on Design and Excel



18" Pitlane II alloy wheels, matte black
Optional on Design and Excel



18" Pitlane II alloy wheels, silver
Optional on Design and Excel

INDIVIDUAL COMFORT,
STYLE FOR ALL



Sekkei Black Fabric
Standard on Icon and Icon Tech



**Kaiteki Black Leather/
Alcantara**
Standard on Design







Berkeley Black Leather
Optional* on Excel



Berkeley Beige Leather
Optional* on Excel



Berkeley Grey Leather
Optional* on Excel



* Seats and backs are 100% natural leather, other components are synthetic leather. No cost option.

OPTIONS

Toyota RAV4 accessory packs offer individuality, convenience and value. Whether your preference is SUV personality, added style or pure functionality, each pack provides flexibility to tailor your car to the life you lead.





STYLE PACK*

Side Steps – The side steps enhance the rugged appeal of your car whilst also making it easier for you to access the vehicle roof and roof rack.

Rear Chrome Trim – The rear chrome trim adds a touch of style to the lower edge of your tailgate.

Chrome Side Trims – The chrome side trims add a subtle extra touch of style.

Roof Rails – With silver roof rails in place you can quickly install lockable crossbars and choose from a wide range of optional attachments.

* Available on all grades excluding Excel.

OPTIONS

PROTECTION PACK

Offering your car greater protection both inside and out, the Protection Pack will help you keep your car in showroom condition.

1. Scuff Plates*

The polished aluminium finish introduces a compelling detail to your car's interior.

2. Front and Rear Mud Flaps[§]

The design minimises water, mud and stones spraying onto your car's body.

3. Rear Bumper Protection Plate

With a tough, good-looking polished steel finish to protect bumper paintwork when loading or unloading

the boot.

4. Boot Liner

Made of plastic with raised edges to be water- and mud-resistant.

5. Hybrid Key Cover[°]

A proud reminder of what it feels like to drive a Toyota Hybrid.

* Conventional Petrol and Diesel – front and rear scuff plates; Hybrid – front scuff plates only.

[§] If the Protection Pack is ordered with the Style Pack, the front mud flaps are not fitted.

[°] Hybrid vehicles only.



TOWING**

Tow bars – detachable and fixed




Toyota tow bars are available with a fixed or detachable hook. Both provide a strong towing capability and will support the Toyota rear-mounted bicycle holder.

Features

- 800–2000 kg towing capacity depending on engine type (the tow bars are designed for your car's maximum towing capacity).
- Supplied with a protective tow-ball cap bearing the Toyota logo.
- All Toyota tow bars can be used to support the 2-bicycle version of the Toyota rear bicycle holder.
- With the detachable tow bar, a smart plastic cover is supplied to place over the base when the hook is removed.
- On the detachable tow bar, the hook attaches or removes by means of a turning knob that also incorporates a security lock.

Tow bar wiring harness



Safety for you and your car is at the heart of the Toyota tow bar wiring harness. Individually designed for each Toyota model, the harness seamlessly integrates your car's lights and signals with those on a towed trailer or rear bicycle holder.

Features

- The harness has independent circuitry and a fused module to eliminate the risk of overloading your car's existing electrical system.
- The fused module prevents a fault in the trailer's circuitry affecting your car's systems. For instance, your car's indicators will continue working even if those on the trailer fail.
- Toyota specialists designed the cable route to safely avoid contact with moving car parts, heat, irregular surfaces and metal edges.
- There are no loose or hanging cables that could catch on road obstacles or interfere when loading or unloading the boot.
- Strategic reinforced cable protection guards against accidental damage and the consequent risks of lighting failure or fire caused by electrical shorting.
- Available with a 7- or 13-pin socket.

Socket adapters



If you have an existing trailer or rear bicycle holder, or perhaps you want to hire a trailer when you travel in another country, you may find that the plug socket is different to that on your new car. Such a problem is easily resolved! A Toyota socket adapter enables you to safely and securely connect your car's tow bar wiring harness to that of a trailer or bicycle holder even if the plugs don't match.

Toyota adapters are designed to provide a durable connection between different types of plug sockets. They are available in three versions:

- 7-pin (car) to 13-pin (trailer).
- 13-pin (car) to 7-pin (trailer).
- 13-pin (car) to 12N-12S double socket (trailer).

** Towing solutions are incompatible with kick-activated boot opening included as part of Assist Pack.

OPTIONS

VISIBILITY PACK

1. Panoramic View Monitor (PVM)

To make parking and manoeuvring safer and easier with a near 360° 3D view displayed on the Toyota Touch® 2 multimedia screen.

2. Blind Spot Monitor (BSM)

Allowing the driver to manoeuvre more safely during lane change with warning indicators which will flash to alert you that a lane change should be avoided as the sensors detect vehicles in side and rear blind spots.

3. Rear Cross Traffic Alert (RCTA)

Allows you to reverse out of parking spaces safely by detecting other vehicles approaching your blind spot area.

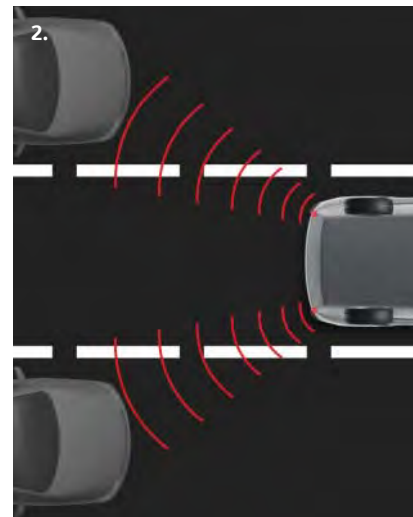
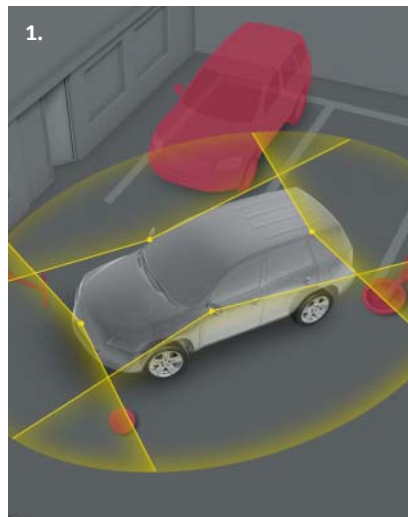
ASSIST PACK

1. Panoramic View Monitor (PVM)

To make parking and manoeuvring safer and easier with a near 360° 3D view displayed on the Toyota Touch® 2 multimedia screen.

4. Kick-activated boot opening

The boot opens by waving your foot underneath the rear bumper, giving increased convenience.



INDIVIDUAL ACCESSORIES

A range of individual accessories is also available for your RAV4, allowing you to personalise your vehicle even further to your own bespoke requirements. These can offer greater protection, add further stylish touches, or provide additional carrying capacity for your new car. All of these additional items are available from your local Toyota Centre.





1. Rubber Mats

Tailored-fit rubber floor mats provide ultra-strong protection for your car's carpets against mud, dirt and sand. Special fixing devices hold the driver's mat firmly in place.

2. Cargo Net

Available in either a horizontal or vertical configuration, these strong, woven, black nylon nets hold items securely in your boot and fix neatly to pre-fitted hooks.

3. Mud Flaps

Designed to minimise water, mud and stones spraying onto your car's body. Not compatible with side steps.

4. Black Plastic Rear Bumper Protection Plate

Made of strong plastic and designed to protect the rear bumper paintwork against scratching when sliding heavy or awkward loads into the boot.

5. Boot Liner

Durable waterproof plastic with a raised lip and non-slip surface pattern. Ideal for a busy outdoor lifestyle.

6. Illuminated Scuff Plates

In brushed aluminium finish with illuminated RAV4 logo to provide stylish protection to both front and rear door sill paintwork.



7. Carbon Wing Mirror Covers*

Carbon-look mirror covers enhance the look of your RAV4.

8. Side Mouldings

The good-looking way to guard door panels against minor damage.



9. Bumper Corner Protectors

Ideally located at the front and rear bumper corners to protect against accidental scrapes.

10. Wind Deflectors

Aerodynamically shaped to reduce in-cabin wind noise and buffeting when driving with open windows. For the front and rear windows.

* Available on all grades excluding Excel.

INDIVIDUAL ACCESSORIES

TOURING

Toyota touring accessories are custom-designed to make even more of the RAV4's sense of adventure. Choices including roof-top storage and bicycle holders add extra capacity. This means you can quickly and safely load up and go wherever your passion takes you.

Roof rails

You may consider it preferable to fit permanent roof rails if you intend to regularly use the roof of your RAV4 for transporting large or bulky items. With roof rails in place, you can then quickly install lockable crossbars and choose from a wide range of optional attachments for carrying specific items.



Crossbars

For use in combination with Toyota roof rails. The crossbars lock onto the rails and provide a base for the range of specialised Toyota carrying attachments such as ski and bicycle holders and luggage boxes.



Ski boxes

Thule Motion 800 – gloss black (also in gloss silver)



Thule Pacific 700 – silver grey

**For those big snow holidays**

Thule ski boxes have been custom-designed to exactly the right length, shape and capacity for securely carrying all your winter sports accessories.

Thule Motion 800

Dimensions: 205 cm L x 84 cm W x 45 cm H

Internal volume: 460 litres

Maximum content weight: 75 kg*

Holds: 5–7 pairs of skis, 4–5 snowboards

Weight: 21 kg

Thule Pacific 700

Dimensions: 232 cm L x 70 cm W x 40 cm H

Internal volume: 420 litres

Maximum content weight: 50 kg*

Holds: 6 pairs of skis, 4 snowboards

Weight: 15 kg

Features

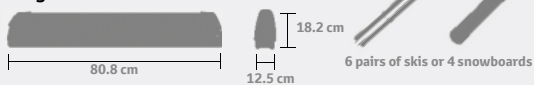
- Opens from both sides for easy loading and unloading.
- High security multi-point central locking system.
- Grip-friendly key cannot be removed until all the locking points are closed.
- Fits the Toyota roof rack and Toyota crossbars on roof rails.
- Internal straps for securing the box contents.
- Made of colour-fast UV-resistant ABS plastic.

Ski & snowboard holders

Large ski and snowboard holder

**Simply load and go**

The holders install easily and lock securely so you can quickly load skis and snowboards whenever the inspiration takes you. They fit onto the Toyota roof rack and Toyota crossbars on roof rails.

Medium size holder**Large size holder****Features**

- Weight: 3.2 kg medium, 4.2 kg large.
- Skis secured between soft rubber for grip and to prevent damage.
- Central locking system for maximum security.
- Push release for easy opening with gloved hands.
- Large holder slides to the car side for easy loading and unloading.

Luggage box

Thule Pacific 200 – silver grey

**Just right for holidays**

For jackets and dresses, shorts, shoes and playthings: a Thule luggage box is perfect to carry all you need for those big holidays and weekends away.

Thule Pacific 200

Dimensions: 175 cm L x 82 cm W x 45 cm H

Internal volume: 410 litres

Maximum content weight: 50 kg*

Weight: 14 kg

Features

- Opens from both sides for convenient loading and unloading.
- High security multi-point central locking system.
- Grip-friendly key cannot be removed until all the locking points are closed.
- Fits the Toyota roof rack and Toyota crossbars on roof rails.
- Internal straps for securing the box contents.
- Made of colour-fast UV-resistant ABS plastic.

* Maximum content weight is based on the RAV4's maximum roof load capacity.

Bicycle holders



Rear-mounted multi-capacity

For secure transportation and easy loading and unloading. The clamp-mounted holder is a universal solution that attaches to all genuine Toyota tow bars.

Key product highlights:

Clamp-mounted rear bike holder

Load capacity (bikes)	2
Total load capacity (kg)	36
Dimensions L x W (cm)	105 x 58
Weight of unit (kg)	14
Fits frame dimensions (mm)	22–70
Vehicle's holding system	Tow bar: fixed, detachable horizontal & vertical
Powerplug/Rear lights	7-pin or 13-pin
Safety	Locks bike to carrier
	Locks carrier to car
	One-key system compatible
Fulfils city crash norm	Yes
Miscellaneous	Maximum weight per bike: 20 kg. Fits bikes with disc brakes. Tiltable for easy access to boot.

Quick and easy roof mounting

The lockable lightweight aluminium design attaches to Toyota crossbars and has secure wheel and frame grips. Conveniently, the frame grip can be adjusted at roof height.

Load capacity (bikes)	1
Total load capacity (kg)	15
Dimensions L x W (cm)	159 x 29
Weight of unit (kg)	4.4
Fits frame dimensions (mm)	20–80
Vehicle's holding system	Fits square and extruded aluminium crossbars
Powerplug/Rear lights	–
Safety	Locks bike to carrier
	Locks carrier to car
Fulfils city crash norm	–
Miscellaneous	UV-resistant plastic. Fits wheel width up to 5.6 cm.

SAFETY

Caring for young passengers needs careful thought. Be assured, with Toyota child restraint seats you have individual options for each age group.

Nothing is left to chance with a Toyota child restraint seat. The fixings are secure, the fabrics are robust and the design offers both safety and comfort. Whether travelling near or far, you can be sure your most precious cargo will be well protected.



Name	Baby-Safe Plus	Baby-Safe Belted Base	Duo Plus	Kid
Suitable for	From birth up to 13 kg (up to 12/15 months)	Compatible with Baby-Safe Plus seat	From 9 to 18 kg (8 months to 4 years)	From 15 to 36 kg (4 to 12 years)
Installation	Baby-Safe belted base or seat belt	Seat belt	ISOFIX or seat belt	Seat belt
Weight (kg)	3.9	6.0	9.0	5.8
Dimensions H x L x D (cm)	57 x 44 x 65	62 x 37 x 86 (while extended)	60 x 46 x 49	67 x 51 x 46

SPECIFICATIONS

ENVIRONMENTAL PERFORMANCE	2.0 Diesel (143 DIN hp) 6-Speed Manual FWD	2.0 Petrol (152 DIN hp) Automatic AWD	2.5 Hybrid Petrol (197 DIN hp) Automatic FWD/AWD
Wheels	17" / 18"	18"	17" / 18"
Euro class emission	EURO 6	EURO 6	EURO 6
Fuel consumption – Combined (mpg)	60.1	43.5	56.4 / 55.4
Fuel consumption – Urban (mpg)	51.4 / 52.3	34.4	57.6 / 55.4
Fuel consumption – Extra Urban (mpg)	65.7	50.4	56.5 / 57.6
CO ₂ Combined (g/km)	123 / 124	152	116 / 118
CO ₂ Urban (g/km)	143 / 144	189	112 / 118
CO ₂ Extra Urban (g/km)	112	130	117 / 115
Sound level – stationary (dB(A))	79	78	76
Sound level – drive by (dB(A))	71.5	68.8	67.8 / 68.8
Carbon Monoxide, CO (mg/km)	274.8	308.7	262.9 / 267.6
Hydrocarbons, THC (mg/km)	–	41.7	41.5 / 49.8
Hydrocarbons, NMHC (mg/km)	–	37.8	36.7 / 44.5
Nitrogen Oxides, NO _x (mg/km)	25.5	23.5	7.1 / 9.2
Hydrocarbons, THC & Nitrogen Oxides, NO _x (mg/km)	48.7	–	–
Smoke particulates (mg/km)	0.78	–	–

Quoted mpg & CO₂ figures: All mpg and CO₂ emissions figures stated in this brochure are sourced from official EU-regulated tests. These are provided for comparability purposes and may not reflect your actual driving experience. For further information please see the back cover of this brochure.

ENGINE	2.0 Diesel (143 DIN hp) 6-Speed Manual FWD	2.0 Petrol (152 DIN hp) Automatic AWD	2.5 Hybrid Petrol (197 DIN hp) Automatic FWD/AWD
Engine code	2WW	3ZR-FAE	2AR-FXE
Number of cylinders	4, in line	4, in line	4, in line
Valve mechanism	16-valve DOHC, chain drive with Hydraulic Valve Clearance Compensation (HVCC)	16-valve DOHC with Valvematic	16-valve DOHC chain drive with Dual VVT-i
Displacement (cc)	1995	1987	2494
Fuel injection system	Common-rail system	Electronic fuel injection	Electronic fuel injection
Bore x stroke (mm x mm)	84.0 x 90.0	80.5 x 97.6	90.0 x 98.0
Maximum output (DIN hp)	143	152	197

ENGINE	2.0 Diesel (143 DIN hp) 6-Speed Manual FWD	2.0 Petrol (152 DIN hp) Automatic AWD	2.5 Hybrid Petrol (197 DIN hp) Automatic FWD/AWD
Compression ratio	16.5:1	10.0:1	12.5:1
Maximum torque (Nm@rpm)	320/1750–2250	196/4000	210/4400–4800
PERFORMANCE	2.0 Diesel (143 DIN hp) 6-Speed Manual FWD	2.0 Petrol (152 DIN hp) Automatic AWD	2.5 Hybrid Petrol (197 DIN hp) Automatic FWD/AWD
Maximum speed (mph)	121	114	112
Acceleration 0–62 mph (secs)	9.6	10.7	8.4
SUSPENSION	2.0 Diesel (143 DIN hp) 6-Speed Manual FWD	2.0 Petrol (152 DIN hp) Automatic AWD	2.5 Hybrid Petrol (197 DIN hp) Automatic FWD/AWD
Front	MacPherson strut	MacPherson strut	MacPherson strut
Rear	Double wishbone	Double wishbone	Double wishbone
BRAKES	2.0 Diesel (143 DIN hp) 6-Speed Manual FWD	2.0 Petrol (152 DIN hp) Automatic AWD	2.5 Hybrid Petrol (197 DIN hp) Automatic FWD/AWD
Front	Ventilated disc	Ventilated disc	Ventilated disc
Rear	Solid disc	Solid disc	Solid disc
DIMENSIONS & WEIGHTS	2.0 Diesel (143 DIN hp) 6-Speed Manual FWD	2.0 Petrol (152 DIN hp) Automatic AWD	2.5 Hybrid Petrol (197 DIN hp) Automatic FWD/AWD
Fuel tank capacity (litres)	60	60	56
Gross vehicle weight – total (kg)	2135	2110	2205/2270
Kerb weight (kg)	1605 / 1615 / 1625	1605 / 1615	1710 / 1775 / 1785
Towing capacity with brakes (kg)	2000	1500	800 / 1650
Towing capacity without brakes (kg)	750	750	750
Exterior length (mm)	4605	4605	4605
Exterior width (mm)	1845	1845	1845

AWD = All Wheel Drive

FWD = Front Wheel Drive

SPECIFICATIONS

DIMENSIONS	2.0 Diesel (143 DIN hp) 6-Speed Manual FWD	2.0 Petrol (152 DIN hp) Automatic AWD	2.5 Hybrid Petrol (197 DIN hp) Automatic FWD/AWD
Exterior height (mm)	1675	1675	1675
Interior length (mm)	1935	1935	1935
Interior width (mm)	1505	1505	1505
Interior height (mm)	1220	1220	1220
Wheelbase (mm)	2660	2660	2660
Front tread (mm)	1560* / 1570	1560* / 1570	1560* / 1570
Rear tread (mm)	1560* / 1570	1560* / 1570	1560* / 1570
Overhang front (mm)	930	930	930
Overhang rear (mm)	1015	1015	1015
Turning radius – tyre (m)	5.3 / 5.6	5.3	5.6
Boot length (mm)	1025	1025	1025
Boot max width (mm)	1335	1335	1335
VDA luggage capacity, rear seat up (litres)	547	547	501

OFF ROAD	2.0 Diesel (143 DIN hp) 6-Speed Manual FWD	2.0 Petrol (152 DIN hp) Automatic AWD	2.5 Hybrid Petrol (197 DIN hp) Automatic FWD/AWD
Minimum running ground clearance (mm)	178	163	177
Angle of approach (°)	19	19	19
Angle of departure (°)	23	23	22

AWD = All Wheel Drive

FWD = Front Wheel Drive

* 18" alloy wheels.

ALLOY WHEELS

	Icon	Icon Tech	Design	Excel
17" machined-face alloy wheels (5-double-spoke, design A, Diesel)	●	●	—	—
17" machined-face alloy wheels (5-double-spoke, design B, Hybrid)	●	●	—	—
18" black painted machined-face alloy wheels (5-double-spoke)	—	—	●	—
18" black painted alloy wheels (5-double-spoke)	—	—	—	●
Temporary spare wheel	●	●	●	●

● = Standard ○ = Optional — = Not available



Widths shown do not include door mirrors.

EQUIPMENT

EXTERIOR STYLING	Icon	Icon Tech	Design	Excel
LED daytime running lights	●	●	●	●
LED headlights with LED front light guide	—	—	●	●
Halogen headlights	●	●	—	—
LED rear lights with LED rear light guide	●	●	●	●
Rear spoiler	●	●	●	●
Full body colour option (body-coloured front and rear bumpers, wheel arch mouldings, contrasting front and rear under-runs)	—	—	○	—
Body-coloured door mirrors	●	●	●	—
Black door mirrors	—	—	—	●
Body-coloured door handles	●	●	●	●
Privacy glass on rear windows	●	●	●	●
Shark-fin antenna	●	●	●	●
Kick-activated boot opening	—	—	—	○*

EXTERIOR COMFORT	Icon	Icon Tech	Design	Excel
Follow-me-home headlights	●	●	●	●
Power-adjustable and heated door mirrors	●	●	●	●
Power-retractable door mirrors	●	●	●	●
Remote door locks	●	●	●	●
Smart entry and push-button start	●	●	●	●
Power back door with height memory setting	●	●	●	●
Remote boot door release in cabin and on key	●	●	●	●

INTERIOR STYLING	Icon	Icon Tech	Design	Excel
3-spoke leather steering wheel	●	●	●	●
Leather gear shift	●	●	●	●
Leather handbrake	●	●	●	●
Chrome button on handbrake	●	●	●	●
Leather-like padded armrest on front console box	●	●	●	●
Leather-like texture on lower dashboard	●	●	—	●
Alcantara texture on lower dashboard	—	—	●	—
Ambient lighting on open tray	●	●	●	●
Leather-like door trim	●	●	—	●
Alcantara door trim	—	—	●	—
Leather-like front door armrests	●	●	—	●
Alcantara front door armrests	—	—	●	—

INTERIOR COMFORT	Icon	Icon Tech	Design	Excel
Analogue tachometer	● [§]	● [§]	● [§]	● [§]
Manual tilt/telescopic steering wheel	●	●	●	●
Electric Power Steering (EPS)	●	●	●	●
Auto-dimming rear-view mirror	●	●	●	●
Reversing camera	●	●	●	●
Dynamic guide lines on rear-view camera display	●	●	●	●

● = Standard

○ = Optional

— = Not available

* Optional with Assist Pack.

§ Not available on 2.5 Hybrid Petrol Auto (FWD/AWD).

EQUIPMENT

INTERIOR COMFORT	Icon	Icon Tech	Design	Excel
Dual-zone automatic air conditioning	●	●	●	●
Pollen and clean air filter	●	●	●	●
Fixed armrest on front console box (Diesel)	●	●	●	●
Sliding armrest on front console box (Petrol and Hybrid)	●	●	●	●
Power-sliding driver's seat	—	—	●	●
Manually height-adjustable driver's seat	●	●	—	—
Power height-adjustable driver's seat with lumbar support	—	—	●	●
Driver's seat memory function	—	—	—	●
Heated driver's & front passenger seats	—	—	●	●
Reclining rear seats	●	●	●	●
60:40 split-folding rear seats	●	●	●	●
Front and rear power windows	●	●	●	●
Anti-jam protection on power windows	●	●	●	●
Power passenger window lock	●	●	●	●
Driver's & front passenger personal lights	●	●	●	●
Illuminated entry system	●	●	●	●
Front and rear overhead assist grips	●	●	●	●
Mirror and light on driver's and passenger sun visor	●	●	●	●
Front 12V power outlet (2)	●	●	●	●
Rear passenger 12V power outlet	●	●	●	●
Power door locks	●	●	●	●
Speed-detecting automatic door locks	●	●	●	●
Child safety door locks	●	●	●	●
Key reminder warning	●	●	●	●
4.2" colour TFT multi-information display	●	●	●	●
Audio, telephone and multimedia switches on steering wheel	●	●	●	●

STORAGE	Icon	Icon Tech	Design	Excel
Lockable glovebox	●	●	●	●
Front and rear cup holders	●	●	●	●
Rear passenger coat hooks (2)	●	●	●	●
Sunglasses holder	●	●	●	●
Driver's & passenger seatback pockets	●	●	●	●
Retractable tonneau cover	●	●	●	●
Luggage holding net	●	●	●	●

MULTIMEDIA	Icon	Icon Tech	Design	Excel
Toyota Touch® 2 multimedia system with 7" display	●	●	●	●
Toyota Touch® 2 with Go navigation system	—	●	●	●
Enhanced multimedia functionality, including voice recognition, text to speech and 3D maps	—	—	—	●
6 speakers	●	●	●	●
Aux-in and USB connector	●	●	●	●
Bluetooth® connectivity	●	●	●	●
Digital Audio Broadcasting (DAB)+	●	●	●	●

● = Standard ○ = Optional — = Not available

EQUIPMENT

SAFETY	Icon	Icon Tech	Design	Excel
Anti-lock Braking System (ABS) with Electronic Brake force Distribution (EBD)	●	●	●	●
Emergency Brake-light Signal (EBS)	●	●	●	●
Manual headlight levelling	●	●	—	—
Automatic headlight levelling	—	—	●	●
Turning signal integrated in door mirrors	●	●	●	●
Immobiliser	●	●	●	●
Vehicle Stability Control Plus (VSC+)	●	●	●	●
Trailer Sway Control (TSC)	●	●	●	●
Traction Control (TRC)	●	●	●	●
Hill-start Assist Control (HAC)	●	●	●	●
Tyre Pressure Warning System (TPWS)	●	●	●	●
Rear Cross Traffic Alert (RCTA)	—	—	○*	●
Blind Spot Monitor (BSM)	—	—	○*	●
Panoramic View Monitor (PVM)	—	—	○*	○ [§]
Front and rear seat belt reminder	●	●	●	●
Pre-tensioners and force limiters	●	●	●	●
Adjustable front driver's seat belt extender	●	●	●	●
Supplemental Restraint System (SRS) airbags – 7 airbags	●	●	●	●
Front passenger airbag on/off switch	●	●	●	●
ISOFIX seat fixing	●	●	●	●
Driver's & front passenger Whiplash Injury Lessening (WIL) seats	●	●	●	●

SAFETY	Icon	Icon Tech	Design	Excel
Toyota Safety Sense (Pre-Collision System with Pedestrian Detection, Automatic High Beam, Adaptive Cruise Control with switches on steering wheel, Lane Departure Alert with Steering Control, Road Sign Assist, front and rear parking sensors, automatic headlights with automatic cut-off, automatic wipers and front fog lights with chrome surround)	●	●	●	●
PERFORMANCE, TRANSPORT & PROTECTION	Icon	Icon Tech	Design	Excel
Stop & Start System	● ^o	● ^o	● ^o	● ^o
Silver front and rear under-runs	●	●	●	—
Black front and rear under-runs	—	—	—	●
PACKS	Icon	Icon Tech	Design	Excel
Assist Pack (see page 40)	—	—	—	○
Visibility Pack (see page 40)	—	—	○	—
Full body colour	—	—	○	—
Style Pack	○	○	○	—
Protection Pack	○	○	○	○
Fixed towbar with 7-pin wiring	○	○	○	○
Fixed towbar with 13-pin wiring	○	○	○	○
Detachable towbar with 7-pin wiring	○	○	○	○
Detachable towbar with 13-pin wiring	○	○	○	○

● = Standard

○ = Optional

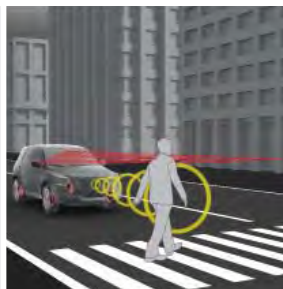
— = Not available

* Optional with Visibility Pack.

[§] Optional with Assist Pack.^o Not available on 2.5 Hybrid Petrol Auto (FWD/AWD).

GLOSSARY

DISCOVER MORE ABOUT THE RAV4 TECHNOLOGY.



Pre-Collision System with Pedestrian Detection

Toyota Safety Sense's Pre-Collision System with Pedestrian Detection combines a millimetre-wave radar with a camera to detect other vehicles in the road ahead. When the possibility of a collision is detected the driver is alerted with audio and visual warnings and brake assistance is activated. If the driver fails to brake in time the brakes automatically engage to prevent or mitigate a collision. In addition to vehicle detection, early detection of pedestrians is also made possible.



Road Sign Assist

Toyota Safety Sense's Road Sign Assist monitors the road signs ahead, displaying useful information such as the current speed limit or overtaking restrictions in clear view on the new colour TFT cockpit display. The system also provides a visual and acoustic warning if you are not following the road sign indication.



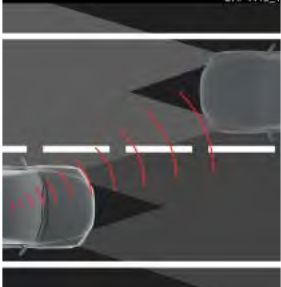
Lane Departure Alert with Steering Control

Using a camera to detect the lane markings in the road ahead, Toyota Safety Sense's Lane Departure Alert will alert the driver with audio and visual warnings if the vehicle starts to deviate from its lane without the turn indicator being applied. Steering Control applies corrective force in the case of unintentional lane departure.

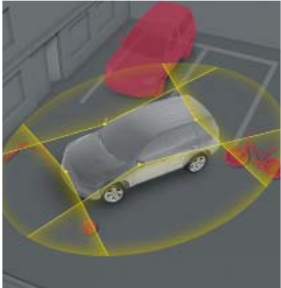


Adaptive Cruise Control

Toyota Safety Sense's Adaptive Cruise Control keeps a minimum preset distance from the vehicle in front. If this distance falls, the system reduces the speed and eventually the brakes will be applied and brake lights activated. If the distance increases again, it will gradually accelerate until you return to your chosen cruising speed.

**Automatic High Beam**

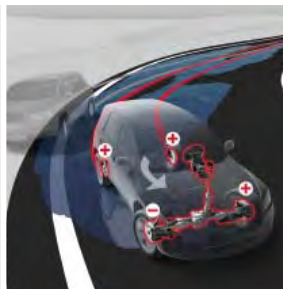
Toyota Safety Sense's Automatic High Beam is designed to optimise visibility during night driving for all road users. A camera detects the lights of oncoming vehicles and leading traffic whilst also monitoring the brightness of streetlights. It switches automatically between high and low beam for safer night-time driving.

**Panoramic View Monitor (PVM)**

Panoramic View Monitor helps to make parking and manoeuvring safer and easier. It combines images from four cameras to create a near 360° 3D view of the surroundings. Displayed clearly on the Toyota Touch® 2 multimedia system screen, the driver can choose from two viewing modes: Moving view and See-through view to check for any hidden obstacles or dangers.

GLOSSARY

DISCOVER MORE ABOUT THE RAV4 TECHNOLOGY.



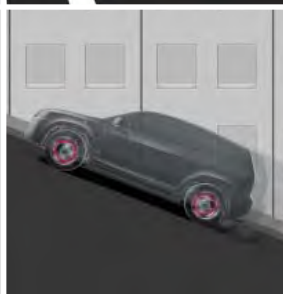
Vehicle Stability Control Plus (VSC+)

VSC+ helps to maintain stability and prevent skidding when turning sharply or cornering on slippery surfaces. Whenever the start of a skid is detected, it automatically activates individual brakes and controls engine output. In addition, it applies steering assistance to make it easier to get back on course.



Tyre Pressure Warning System (TPWS)

The system features a sensor valve within each wheel to constantly monitor tyre air pressure. These sensors link with a dashboard indicator that illuminates to warn you if the pressure falls below the recommended level. By doing so, the system contributes to safer driving, better tyre wear and greater fuel efficiency.



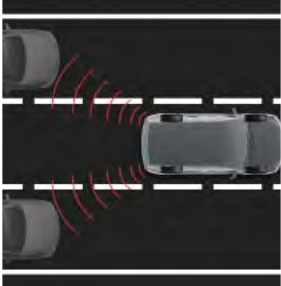
Hill-start Assist Control (HAC)

HAC helps to ensure a smooth start on steep inclines by applying the brakes for up to 2 seconds after the brake pedal is released. This prevents the vehicle from rolling back. It is activated by pushing the brake pedal harder after stopping as long as the transmission shift lever is in any forward gear position.



Trailer Sway Control (TSC)

TSC suppresses any trailer sway caused by wind, bumpy roads or steering etc. whenever you are towing. With sensors detecting yaw, acceleration and steering, TSC uses deceleration control and yaw moment to limit sway. The slip indicator bleeps when TSC is activated, and to warn drivers behind, the stop lamps are illuminated.

**Blind Spot Monitor (BSM)**

The Blind Spot Monitor system allows the driver to manoeuvre more safely during lane changes. If the rear-mounted radar sensors detect a vehicle in your side or rear blind spot, a warning indicator will illuminate on the appropriate side mirror. Should you indicate to change lanes and a vehicle is in your blind spot, the warning indicators will flash to alert you that a lane change should be avoided.

**2.5l Petrol Hybrid**

The 2.5 litre petrol hybrid engine offers the best balance of fuel economy and power performance. The petrol engine is paired with two electric motors. Together, they provide unprecedented acceleration while keeping fuel consumption and CO₂ levels exceptionally low.

OWNING YOUR RAV4

Servicing your Toyota

Toyota Fixed Price Servicing means you will be sure to know the cost of your service up front. Expertly trained technicians using only genuine Toyota parts will carry out your service at one of over 200 Authorised Toyota Service Centres. The technicians will advise you on the correct service for your car based on the car's age, mileage and service history.

For more information visit toyota.co.uk/service

Service Plans

Inflation-proof pricing with a monthly or one-off payment plan means one less thing to worry about. With Toyota Service Plans the price you're quoted is guaranteed for the duration of your plan. The service, parts and labour are all paid for either in monthly instalments or as a one-off payment at the beginning of your plan.

For more information visit toyota.co.uk/service

Toyota Fixed Price Repairs using Genuine Parts

We offer fixed prices on a number of repair items for your Toyota giving you peace of mind when it comes to managing costs. Also don't forget we only use genuine Toyota parts, all of which come with at least 12 months' warranty (some even offer unlimited mileage warranties); and your car will always be dealt with by a trained Toyota technician.

For more information visit toyota.co.uk/repairs

My Toyota

Whether you're a long-term owner or have recently taken delivery of a new Toyota, there are lots of reasons to join **My Toyota**. Packed with time-saving and convenient features, **My Toyota** ensures everything you need to manage your vehicle ownership is in one place. You'll also gain access to **My Rewards** where you can enjoy great offers and discounts from big brands on everything from family days out to pampering as well as everyday deals.

For more information visit toyota.co.uk/mytoyota or download the My Toyota Europe app* now available on iTunes and Android.



Toyota Accessories

Toyota accessories are designed and manufactured with the same care, quality and attention to detail as Toyota vehicles. Tailor-made for your Toyota, they fit perfectly and add a personal touch of style, comfort and practicality. Also, because they've been tested under the most severe conditions, you can have complete confidence in their reliability and durability. To add to the reassurance, every genuine Toyota accessory has a 5-year warranty when purchased together with the vehicle.

For more information visit toyota.co.uk/accessories

Toyota Roadside Assistance

When you buy a Toyota you will automatically receive 12 months' AA Roadside Assistance in the UK and Europe, free of charge; after the first year the cost of Toyota Roadside Assistance is £7 per month when paid by monthly Direct Debit, £72 per annum if paid by annual Direct Debit or £76 per annum when paid by all other payment methods.[§]

For full terms and conditions please visit toyota.co.uk/roadsideterms

5-Year Toyota Warranty

Every new Toyota comes with a 5-year/100,000-mile (whichever comes first) manufacturer's warranty, covering you against the unlikely event of a manufacturing defect causing a mechanical fault.

For full details, please ask your official Toyota Centre or visit toyota.co.uk/5yearwarranty

Corrosion Cover

The 12-year unlimited mileage cover protects against rust perforation affecting sheet metal body panels as a result of a manufacturing fault. This warranty can also be transferred to any future owner throughout the 12-year period.

Rust and Paint Cover

The 3-year unlimited mileage cover protects against defects and surface rust as a result of a manufacturing fault.

* Features on desktop and app vary.

§ Prices shown are correct at time of going to print.

Toyota Business Plus

Designed to support business operators and company vehicle drivers, Toyota Business Plus is our promise to help you procure, manage and upgrade your fleet quickly, efficiently and cost-effectively. Business Plus unites our passenger car and commercial vehicle ranges, with tailored services, ensuring fleet managers can keep their company car drivers happy and business costs down.

Our specialist Business Centres promise you same-day access to a business manager or dedicated sales executive. With business offers and interactive whole-life cost modelling tools which consider emissions, fuel economy, servicing, insurance and residual value data, our advisers can accurately compare tax costs against any competitor. Whenever servicing is due, we can offer fixed-price servicing, free local vehicle collection and delivery (with wash and vac), plus a guaranteed booking within 3 days.

Special offers, fixed-price fleet servicing, specialist fleet insurance, business daily hire, Toyota Fleet Financial Services, extended test drives and a dedicated Business Centre Network are just some of the services business customers can expect from Toyota Business Plus.

For more information visit toyota.co.uk/business-customers

Toyota Business Plus

Toyota Extended Warranty

You have the choice of either the low-user option that restricts you to 15,000 miles per year or 12 months whichever comes first or the 12-month unlimited mileage cover. You also have a choice between 12 and 24 months' cover (subject to vehicle eligibility). The 24-month option will show a saving over two 12-month Toyota Extended Warranty policies and is available with the low-user option at 30,000 miles or 24 months whichever comes first.

The Toyota Extended Warranty can be renewed until the vehicle is 12 years old with less than 100,000 miles at point of sale; and if a part covered by the Toyota Extended Warranty suffers electrical or mechanical failure at any time during the term, Toyota is committed to fixing it. You don't pay for replacement parts or labour.

For more information visit toyota.co.uk/extended-warranty.

Toyota Motor Insurance

Toyota Motor Insurance is available for Toyota owners at competitive premiums. To obtain details of the benefits included and to arrange a quotation, please contact your local Toyota Centre or call 0800 350 500.

Flexible Finance from Toyota Financial Services

All our plans offer easy budgeting and peace of mind, and **AccessToyota** brings these benefits together in one flexible package.

Toyota Financial Services, Great Burgh, Burgh Heath, Epsom, Surrey, KT18 5UZ.

Finance subject to status to over 18s only. Indemnities may be required. Terms and conditions apply.

TFS is authorised and regulated by the Financial Conduct Authority.





ALWAYS A
BETTER WAY

RAV4. THE SUV. REDEFINED.

www.toyota.co.uk/rav4



To continue your
experience scan
this QR code.

While every effort is made to reproduce accurate information, we reserve the right to change specifications, equipment and availability without prior notice. This brochure cannot be regarded as infallible (some of the vehicles shown may not be to exact UK specification), and as such does not constitute an offer for sale of any particular vehicle or specification. For the latest specification and availability, we ask that you contact your local Toyota Centre. Vehicle body colours may differ slightly from the printed images in this brochure. The readability of QR codes present in this brochure may differ according to the scanner used. Toyota cannot be held responsible should your device not be able to read any QR codes or interactive content markers.

Quoted mpg & CO₂ figures: All mpg and CO₂ emissions figures quoted in this brochure are sourced from official EU-regulated test results. These are provided for comparability purposes only and may not reflect your actual driving experience. Fuel consumption varies significantly depending on a number of factors, including driving style, conditions, speed and vehicle weight. In order to allow consumers to compare and make an informed choice between one vehicle and another, there is a European Commission standard (93/116/EC and 692/2008) to measure fuel consumption. This common standard must be adhered to by all manufacturers selling motor vehicles in the EU and is the basis for fuel consumption figures published by each manufacturer. For further information please visit www.dft.gov.uk/vca/fcb/faqs-fuel-consumptio.asp or speak to your local Toyota Centre.

The use of the term 'Toyota Accessories' should not be taken to imply that the products on the accessory pages are actually manufactured by the Toyota Motor Corporation or Toyota (GB) PLC. Toyota (GB) PLC is continually updating and changing specifications of accessories and reserves the right to do so at any time without prior notice.

© 2018 by Toyota Motor Europe NV/SA ('TME'). No part of this publication may in any way be reproduced without the prior written approval of Toyota (GB) PLC.



Toyota UK



@ToyotaGB

GBNGV-0318B-RV March 2018