

# VERSO



**TOYOTA**

ALWAYS A  
**BETTER** WAY



**5** year  
TOYOTA  
WARRANTY

# TOYOTA BETTER HAPPY TRUST TOGETHER YOU

EVERY DAY WE LOOK AHEAD, MOVE FORWARD, EVOLVE. OUR PASSION IS ALWAYS TO DELIGHT – WITH A CAR THAT EXCEEDS EXPECTATIONS, THRILLS, EXCITES, REASSURES AND DELIVERS BETTER FOR TODAY'S WAY OF LIFE. TAKE US FOR GRANTED.

TOYOTA. ALWAYS A **BETTER** WAY





# Verso. Part of the family.

Whether it is family adventures or out shopping, Verso is ideal company. It offers fun and flexibility, smart technology and stylish looks, guaranteed to add a smile to everyday life.

## CONTENTS

6 DESIGN  
8 COMFORT  
10 INTERIOR SPACE  
12 VERSATILITY  
14 TECHNOLOGY

18 ENGINES  
20 SAFETY  
22 GRADES  
28 WHEELS  
29 TRIMS  
30 COLOURS

32 OPTIONS  
42 SPECIFICATIONS  
46 EQUIPMENT  
52 GLOSSARY  
54 OWNING YOUR  
VERSO






Model shown: Verso Design

## The bold, stylish family car.

The Verso stands out with its sharp lines and smooth curves. Fine details such as the piano black finish on the number plate surround, elegant chrome strips on the upper and lower grille and stylish 17" alloy wheels\* accentuate its dynamic character.

With the choice of 5 or 7 seats, who says practical can't look great?



\* Only available on Design grade.



Model shown: Verso Design

# High tech to make you feel at home.

With so many quality touches and intelligent technology, like the new multimedia system at your fingertips, you could be forgiven for regarding the Verso as your second home. The new steering wheel, centre console and fresh trim are just some of the features adding style and comfort to the interior.



Model shown: Verso Design





Seriously spacious, cleverly compact.



Model shown: Verso Design



**Quality time for all the family**

A welcoming interior lies at the heart of the Toyota Verso. While sufficiently compact to provide a saloon feeling, it offers ample space and comfort for up to seven people. The refined trim, fresh upholstery choices and a host of clever storage ideas combine quality and practicality for a rewarding journey, every time.

**1. Chilled thinking**

Keep your drinks cool in the chilled upper glove compartment\*.

**2. Keeping secrets**

A hidden drawer below the front passenger seat keeps your valuables safe.


**3. Under-floor storage**

Conveniently located beneath the middle seats, under-floor storage keeps your treasured items safely stowed away.

**4. More up front**

Keep all your necessities close at hand in the spacious centre console and convenient cup holders.

\* Not available on Active grade.



# Maximum Verso-tility.

## Toyota Easy-Flat seat system

Verso offers true user-friendly flexibility with the Toyota Easy-Flat seat system available on both the 5- and 7-seat Verso. This best-in-class, easy-to-use seating system provides multiple configurations for maximum versatility. Whether you need medium, large or extra large boot capacity, you've got it in moments, because the rear seats fold down in one easy motion. The result is a completely flat surface area and a big load of space.



**1. Create a completely flat load floor in seconds** providing up to 1696 litres (up to roof), perfect for bulkier items\*.

**2. With the third row seats down** Verso provides a luggage capacity of 699 litres (up to roof)\*.

**3. With all seats up** Verso can accommodate up to seven people in total comfort.

\* Please see page 44.

# Skyview® – your family’s window to the world.

It’s called Skyview® for a good reason. Standard on Design grade, the Skyview® panoramic roof floods the interior with natural light and creates a peaceful and relaxing ambience, arguably one of the greatest luxuries in a car’s interior.



# A world of information and entertainment at your fingertips.



**TOYOTA TOUCH® 2\***

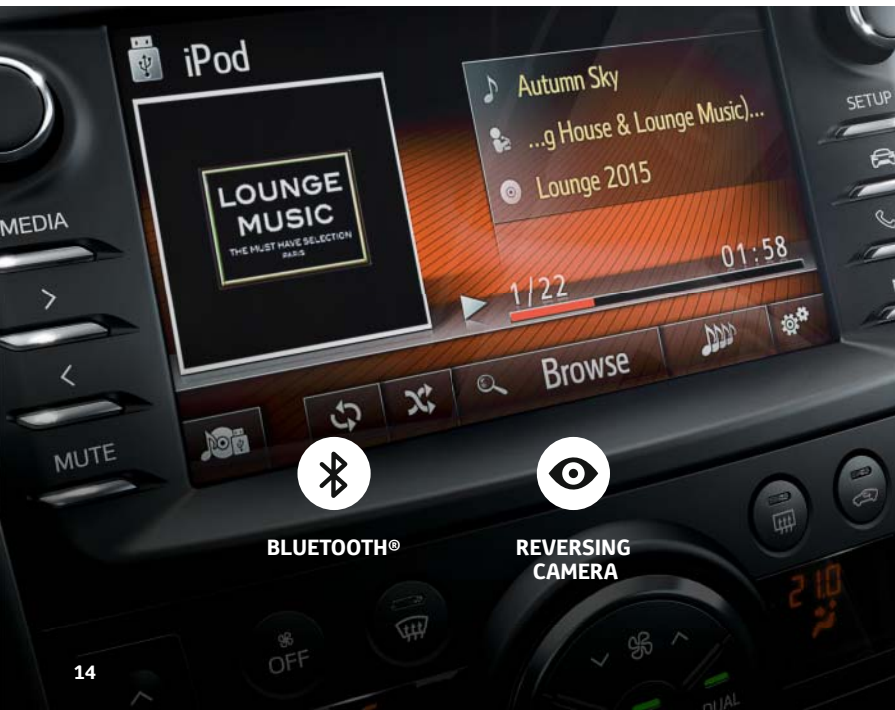
The Toyota Touch® 2 multimedia system features an easy-to-use high resolution 7" colour touchscreen. It lets you access and monitor a range of information related to your car. From viewing trip data and climate control settings to customising a number of functions, such as door locks and lighting, you'll find everything you need to make your journeys more comfortable. The system also helps to take the stress out of parking with a reversing camera display.

The Toyota Touch® 2's advanced audio system lets you appreciate your favourite music in rich quality, and view album, artist and track information clearly, all via convenient Bluetooth® or USB connections. Additionally, your audio options can be accessed through the clear touchscreen, letting you select a wide choice of DAB+ stations or enjoy a favourite CD or MP3, so you can appreciate the full, crystal-clear multimedia experience with ease.

Toyota Touch® 2 images are for illustration purposes only and may not be to UK specification.

\* Standard on Active and Icon.

§ Standard on Design.





## TOYOTA TOUCH® 2 WITH GO<sup>s</sup>

### Now with three years' free map care and connected services.

Toyota Touch® 2 with Go adds enhanced full-map navigation as well as class-leading connected services, delivered through its wide range of apps. Intuitive navigation provides clear visual display of signposts, junctions and lane guidance as well as speed limit and speed camera warning.

The new auto navigation function lets you programme up to four destinations, for each day of the week. So when you set off within a departure window, your chosen

destination will be automatically activated and a route plotted. The system will also show you traffic information, making your daily commutes less of a grind.

In addition, the enhanced multimedia offering available on Design grade includes features such as 3D maps, voice recognition and text-to-speech.

#### Compatibility and synchronisation:

Device synchronisation and compatibility may depend on a number of factors, including the device being used, software versions installed, inbox size and your mobile network. All features are developed to industry-wide standards. Toyota cannot guarantee that all devices will operate or be compatible with our vehicles.



# Discover a world of innovative services.

Breakthrough connected services are pre-installed in your system (Toyota Touch® 2 with Go) and are free for the first 3 years. To activate and access these services, simply create a **My Toyota** account and register your device. You can commence the registration process



## Toyota Real-Time Traffic powered by TomTom

Works on real-time traffic flow, alerting you to slow-moving or queuing traffic, with the option to re-route your journey to avoid congestion and save time.



### TRAFFIC MONITOR

Provides a clear visual display of any traffic incidents or congestion along your route, estimating any delay to your journey.



### DETOUR OPTION

Offers specific information about traffic incidents along your route and suggests a detour option to save you time.



### DETOUR INFORMATION

Gives you on-screen graphic information of a detour, along with the delay and additional mileage incurred compared with your current route, for informed journey planning.



## Online applications

Activate apps on your Toyota Touch® 2 with Go navigation system to keep you informed and entertained. Apps are available for everything from the weather, to fuel costs and available parking places, helping you to drive safely and more economically.





# TOYOTA ONLINE

directly from within your vehicle in a few simple steps. By pairing/connecting your phone, you can enjoy many benefits, including innovative Toyota Real-Time traffic powered by TomTom and Google Street View™.



## Google Street View™ and Panoramio™

Provides imagery of your current location, or a location of your choice, allowing you to start navigating directly from the image, so you'll never be lost.



### GOOGLE STREET VIEW™

Simply enter an address for a visual preview of any unknown destination. Six different Google Street View™ images offer a panoramic view to familiarise you with the location and promote peace of mind.



### PANORAMIO™ MAP

Maps city landmarks and places of interest to help you discover a new city easily and effortlessly. Simply choose your location of interest from the images shared by the Panoramio™ community.



### PANORAMIO™ IMAGES

View full image of your chosen location and let the navigation system guide you there, taking all the stress out of visiting unfamiliar places of interest.



## Online Local Search

Point Of Interest database enhanced by an online search facility. Connects to the internet via your phone, allowing you to search easily for the nearest fuel, restaurant, hospital or any type of place of interest.

Toyota Online services available on Toyota Touch® 2 with Go. Availability of Toyota Online services depends on compatibility with a Bluetooth®-equipped mobile phone (with DUN or PAN Bluetooth® profile) with a data plan. It also requires a mobile network operator that permits tethering.

Toyota Touch® 2 images are for illustration purposes only and may not be to UK specification.

# Feeling adventurous?

The Verso is engineered to deliver a rewarding drive. It combines excellent insulation from noise, vibration and harshness, responsive steering and a rigid body structure that absorbs and dissipates impact energy. Verso also gives you supreme ride comfort with precise, agile handling you wouldn't expect from an MPV.

With optimised aerodynamics, minimised CO<sub>2</sub> emissions and fuel consumption, Verso delivers outstanding environmental performance without compromising the dynamic driving experience.



Model shown: Verso Design

**Engine****1.6 Petrol**  
6-Speed Manual**Power****132** DIN hp**Fuel consumption\*****42.8** mpg<sup>§</sup>**CO<sub>2</sub> emissions\*****154** g/km<sup>§</sup>**Acceleration****11.7** seconds  
0–62 mph**Available on**

Active, Icon and Design

**1.8 Petrol**  
Automatic**144** DIN hp**43.5** mpg<sup>§</sup>**150** g/km<sup>§</sup>**11.1** seconds  
0–62 mph

Icon and Design

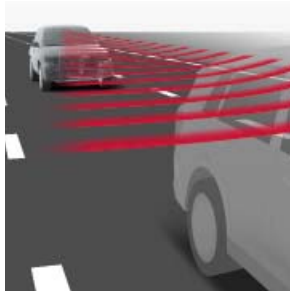
**1.6 Diesel**  
6-Speed Manual**110** DIN hp**62.8** mpg**119** g/km**12.7** seconds  
0–62 mph

Icon and Design

\* Combined cycle.    <sup>§</sup> Design grade with 17" alloy wheels.    For full mpg and CO<sub>2</sub> emissions data please see page 42.  
Mpg and CO<sub>2</sub> data sourced from EU tests. For more information please see the back cover.


# Look after what's precious.

Toyota Safety Sense adds advanced active safety systems for an even safer and more relaxed drive. Three active technologies – Pre-Collision System, Lane Departure Alert and Automatic High Beam are at the heart of Toyota Safety Sense. Additionally, a wide range of innovative safety systems come as standard, including 7 airbags, ISOFIX seat fittings, Anti-lock Braking System (ABS) with Electronic Brake-force Distribution (EBD), Traction Control (TRC), Vehicle Stability Control+ (VSC+), Hill-start Assist Control (HAC) and Whiplash Injury Lessening (WIL) seats.



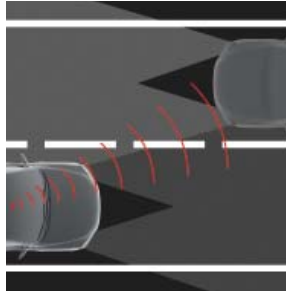
## Pre-Collision System

Toyota Safety Sense's Pre-Collision System uses a camera and laser to detect other vehicles in the road ahead. When the possibility of a collision is detected the driver is alerted with audio and visual warnings, and brake assistance is activated. If the driver fails to brake in time the brakes automatically engage to prevent or mitigate a collision.



## Lane Departure Alert

Using a camera to detect the lane markings in the road ahead, Toyota Safety Sense's Lane Departure Alert will alert the driver with audible and visual warnings if the vehicle starts to deviate from its lane without the turn indicator being applied – the driver can then take corrective action.



## Automatic High Beam

Toyota Safety Sense's Automatic High Beam is designed to optimise visibility during night driving for all road users. A camera detects the lights of oncoming vehicles and leading traffic whilst also monitoring the brightness of street lights. It switches automatically between high and low beam for safer night-time driving.

**All active safety technologies** are intended to be back-up systems only and are not a substitute for safe and attentive driving. The functionality of these systems may be impacted by driving conditions. Further information is available from your local Toyota Centre.



Model shown: Verso Design



# Active grade



Verso Active is the perfect edition for those everyday exploits and extraordinary family adventures. Its combination of intelligent technologies, durable high quality comfort and comprehensive safety features is just right for life and all it has to offer.

#### **Exterior features**

- 16" steel wheels with wheel caps
- Halogen daytime running lights
- Multi-reflector halogen headlights
- Dusk-sensing headlights
- Follow-me-home headlights
- Rear combination lights (LED type)
- Front fog lights
- Rear spoiler
- Body-coloured door handles
- Body-coloured, heated and electric door mirrors



#### Interior features

- Tagara blue seat trim
- Manual air conditioning
- Radio/CD with WMA, MP3 and 4 speakers
- Front power windows
- Height-adjustable driver's seat
- Nappa leather steering wheel and gear shift
- Audio switches on steering wheel
- Driver's and front passenger seatback pockets
- Toyota Safety Sense (Pre-Collision System, Lane Departure Alert, Automatic High Beam)

#### Optional features

- Protection Pack
- Parking Pack
- Towing Pack

## Icon grade



A distinctive black grille, chrome highlights and 16" alloys mark the Verso Icon's spirit of individuality. Extra features include cruise control and a reversing camera, automatic dual-zone climate control and the remarkably versatile Toyota Touch® 2 multimedia system.

### **Exterior features (additional to Active grade)**

- 16" alloy wheels
- Retractable door mirrors
- Rain-sensing wipers
- Piano-black lower front grille with chrome detailing
- Chrome surround on front fog lamps

### **Optional features**

- Protection Pack
- Parking Pack
- Towing Pack





#### Interior features (additional to Active grade)

- Tonaki black seat trim with red detailing
- Smart Entry & Push-Button Start
- Toyota Touch® 2 multimedia system with 6 speakers
- Bluetooth® connectivity
- DAB radio
- Reversing camera
- Dual-zone automatic air conditioning
- Chrome-plated air vents
- Aviation tables (middle row)
- Cruise control
- Fabric armrest on console box
- Cooled upper glovebox

#### Optional features

- Hidaka black leather trim
- Rear entertainment system
- Family Pack (see page 33)
- Toyota Touch® 2 with Go navigation system

## Design grade



The look and feel is urban sophistication. 17" alloys, privacy glass and the panoramic Skyview® roof give the Verso Design an extra dimension of sensual pleasure. Toyota Touch® 2 with Go navigation system adds even more to the experience.

### **Exterior features (additional to Icon grade)**

- 17" alloy wheels
- Skyview® panoramic roof
- Rear privacy glass

### **Optional features**

- Protection Pack
- Parking Pack
- Towing Pack

**Interior features (additional to Icon grade)**

- Nakama black seat trim with leather bolsters
- Toyota Touch® 2 with Go navigation system

**Optional features**

- Hidaka black leather trim
- Rear entertainment system
- Family Pack (see page 33)

# Wheels and trims



**16" steel wheels with wheel caps**  
Standard on Active



**16" alloy wheels**  
Standard on Icon



**17" alloy wheels**  
Standard on Design



**17" Mohava alloy wheels**  
Accessory option on Design



**16" Levana alloy wheels**  
Accessory option on Active and Icon\*



**16" Podium II – Sterling silver alloy wheels**  
Accessory option on Active and Icon\*



**16" Senica alloy wheels**  
Accessory option on Active and Icon\*



**17" Iroquois alloy wheels**  
Accessory option on Design

\* Extra cost option.

§ The seats in rows one and two are full leather-facing; row three is synthetic leather.



**Tagara blue seat trim**  
Standard on Active



**Tonaki black seat trim  
with red detailing**  
Standard on Icon



**Nakama black seat trim  
with leather bolsters**  
Standard on Design



**Hidaka black leather trim<sup>§</sup>**  
Optional on Icon and Design; also  
available as part of the Family Pack

# Colours



**040 Pure White**



**070 Pearl White\***

1F7 Tyrol Silver<sup>§</sup>209 Eclipse Black<sup>§</sup>1G2 Platinum Bronze<sup>§</sup>

3T3 Tokyo Red\*

1G3 Decuma Grey<sup>§</sup>8Q4 Lunar Shadow<sup>°</sup>

\* Pearlescent paint.

§ Metallic paint.

° Not available on Icon grade.

# Options

## Entertainment Pack

### **In-car entertainment system**

So much fun and so easy to use. The Toyota in-car entertainment system offers rear-seat passengers a world of multimedia entertainment choices. There's compatibility with DVD, CD, MP3, MP4, WMA and DivX formats, connectivity for games consoles, and both USB and SD card slots.

The system master unit with its 7" screen clips safely into a unique seat-back docking device and comes with a remote control and a set of wireless headphones for each DVD unit (where applicable).





# Options

## Family Pack

The Family Pack brings together the luxurious Hidaka black leather\* trim and the twin master DVD Entertainment Pack to create the perfect solution for those long journeys.

\* The seats in rows one and two are full leather-facing; row three is synthetic leather.



# Options

## Protection Pack



### **Side mouldings**

The stylish way to protect your car against minor side panel damage.

### **Boot liner**

Made of hard-wearing plastic with a non-slip surface for tough carpet protection.

### **Black rear bumper protection plate**

Made of a tough composite material to shield the bumper paintwork.

### **Mud flaps – front and rear**

Custom-shaped to fit the Verso's wheel arches and reduce mud and water spray.

# Options

## Parking Pack

When space is tight, you'll find the guidance given by the Toyota parking aid system a big help. With front and rear parking sensors linked to in-car alarms, you get a progressively louder warning the closer you get to an obstacle.



# Towing Packs

## Towing hitches – detachable and fixed




Toyota towing hitches are available with a fixed or detachable hook. Both provide a strong towing capability and will support the Toyota rear-mounted bicycle holder.

### Features

- 1000–1500 kg towing capacity depending on engine type (the towing hitch is designed for your car's maximum towing capacity).
- Supplied with a protective tow-ball cap bearing the Toyota logo.
- All Toyota towing hitches can be used to support the 2-bicycle version of the Toyota rear bicycle holder.
- The horizontal detachable towing hitch can be used to support the Easy Click rear bicycle holder when the towing hook is removed.
- With the horizontal detachable towing hitch, a smart plastic cover is supplied to place over the base when the hook is removed.
- On the horizontal detachable towing hitch, the hook attaches or removes by means of a turning knob that also incorporates a security lock.

## Towing hitch wiring harness



Safety for you and your car is at the heart of the Toyota towing hitch wiring harness. Individually designed for the Verso, the harness seamlessly integrates your car's lights and signals with those on a towed trailer or rear bicycle holder.

### Features

- The harness has independent circuitry and a fused module to eliminate the risk of overloading your car's existing electrical system.
- The fused module prevents a fault in the trailer's circuitry affecting your car's systems. For instance, your car's indicators will continue working even if those on the trailer fail.
- Toyota specialists designed the cable route to safely avoid contact with moving car parts, heat, irregular surfaces and metal edges.
- There are no loose or hanging cables that could catch on road obstacles or interfere when loading or unloading the boot.
- Strategic reinforced cable protection guards against accidental damage and the consequent risks of lighting failure or fire caused by electrical shorting.
- Available with a 7-pin or 13-pin socket.

## Socket adapters



If you have an existing trailer or rear bicycle holder, or perhaps you want to hire a trailer when you travel in another country, you may find that the plug socket is different to that on your Verso. Such a problem is easily resolved! A Toyota socket adapter enables you to safely and securely connect your car's towing hitch wiring harness to that of a trailer or bicycle holder even if the plugs don't match.

Toyota adapters are designed to provide a durable connection between different types of plug sockets. They are available in three versions:

- 7-pin (car) to 13-pin (trailer).
- 13-pin (car) to 7-pin (trailer).
- 13-pin (car) to 12N–12S double socket (trailer).

# Touring Accessories

## Ski boxes

Thule Motion 800 – gloss black (also in gloss silver)



Thule Pacific 700 – silver grey



### For those big snow holidays

Thule ski boxes have been custom-designed to exactly the right length, shape and capacity for securely carrying all your winter sports accessories.

#### Thule Motion 800

Dimensions: 205 cm L x 84 cm W x 45 cm H  
 Internal volume: 460 litres  
 Maximum content weight: 75 kg\*  
 Holds: 5–7 pairs of skis, 4–5 snowboards  
 Weight: 21 kg

#### Thule Pacific 700

Dimensions: 232 cm L x 70 cm W x 40 cm H  
 Internal volume: 420 litres  
 Maximum content weight: 50 kg\*  
 Holds: 6 pairs of skis, 4 snowboards  
 Weight: 15 kg

#### Features

- Opens from both sides for easy loading and unloading.
- High security multi-point central locking system.
- Grip-friendly key cannot be removed until all the locking points are closed.
- Fits the Toyota roof rack and Toyota crossbars on roof rails.
- Internal straps for securing the box contents.
- Made of colour-fast UV-resistant ABS plastic.

## Ski & snowboard holders

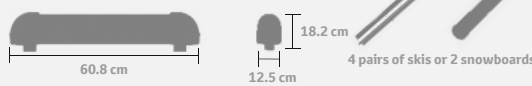
Large ski and snowboard holder



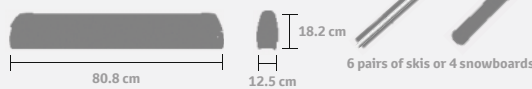
### Simply load and go

The holders install easily and lock securely so you can quickly load skis and snowboards whenever the inspiration takes you. They fit onto the Toyota roof rack and Toyota crossbars on roof rails.

#### Medium size holder



#### Large size holder



#### Features

- Weight: 3.2 kg medium, 4.2 kg large.
- Skis secured between soft rubber for grip and to prevent damage.
- Central locking system for maximum security.
- Push release for easy opening with gloved hands.
- Large holder slides to the car side for easy loading and unloading.

## Luggage box

Thule Pacific 200 – silver grey



### Just right for holidays

For jackets and dresses, shorts, shoes and playthings: a Thule luggage box is perfect to carry all you need for those big holidays and weekends away.

#### Thule Pacific 200

Dimensions: 175 cm L x 82 cm W x 45 cm H  
 Internal volume: 410 litres  
 Maximum content weight: 50 kg\*  
 Weight: 14 kg

#### Features

- Opens from both sides for convenient loading and unloading.
- High security multi-point central locking system.
- Grip-friendly key cannot be removed until all the locking points are closed.
- Fits the Toyota roof rack and Toyota crossbars on roof rails.
- Internal straps for securing the box contents.
- Made of colour-fast UV-resistant ABS plastic.

\* Maximum content weight is based on the Verso's maximum roof load capacity.

# Touring Accessories

## Bicycle holders



### Rear-mounted multi-capacity

For secure transportation and easy loading and unloading. The clamp-mounted holder is a universal solution that attaches to all genuine Toyota towing hitches. The Easy Click holder fits to the base of a Toyota horizontal detachable towing hitch when the hook has been removed.

#### Key product highlights:

#### Easy Click rear bike holder

#### Clamp-mounted rear bike holder


Load capacity (bikes)	2	
Total load capacity (kg)	36	
Dimensions L x W (cm)	105 x 58	
Weight of unit (kg)	14	
Fits frame dimensions (mm)	22–70	
Vehicle's holding system	Horizontal detachable towing hitch	Towing hitch: fixed, detachable horizontal & vertical
Powerplug/Rear lights	7-pin or 13-pin	
Safety	Locks bike to carrier	
	Locks carrier to car	
	One key system compatible	
Fulfil city crash norm	Yes	
Miscellaneous	Maximum weight per bike: 20 kg. Fits bikes with disc brakes. Tilttable for easy access to boot.	

### Quick and easy roof mounting

The lockable lightweight aluminium design attaches to a Toyota roof rack or Toyota crossbars and has secure wheel and frame grips. Conveniently, the frame grip can be adjusted at roof height.

Load capacity (bikes)	1
Total load capacity (kg)	15
Dimensions L x W (cm)	159 x 29
Weight of unit (kg)	4.4
Fits frame dimensions (mm)	20–80
Vehicle's holding system	Fits square and extruded aluminium roof rack/crossbars
Powerplug/Rear lights	–
Safety	Locks bike to carrier
	Locks carrier to car
	–
Fulfil city crash norm	Yes
Miscellaneous	UV-resistant plastic. Fits wheel width up to 5.6 cm.

# Style accessories

**Side sills**

A dash of chrome along the sills to emphasise your car's contours.

**Rear chrome trim**

Creates a new aspect of visual interest along the boot edge.

**Exhaust pipe finisher**

Made with a durable chrome finish for long-lasting good looks.

**Steel rear bumper protection plate**

Great looks with the added benefit of tough paintwork protection.

Real style is in the detail. With a steel rear bumper plate and chromed side sills, exhaust pipe finisher and rear trim, there are plenty of ways to enhance your Verso's sleek flowing lines.

# Safety

Caring for young passengers needs careful thought. Be assured, with Toyota child restraint seats you have individual options for each age group.

Nothing is left to chance with a Toyota child restraint seat. The fixings are secure, the fabrics are robust and the design offers both safety and comfort. Whether travelling near or far, you can be sure your most precious cargo will be well protected.



<b>Name</b>	<b>Baby-Safe Plus</b>
<b>Suitable for</b>	From birth up to 13 kg (up to 12/15 months)
<b>Installation</b>	Baby-Safe belted base or seat belt
<b>Weight (kg)</b>	3.9
<b>Dimensions H x L x D (cm)</b>	57 x 44 x 65





Baby-Safe Belted Base	Duo Plus	Kid
Compatible with Baby-Safe Plus seat	From 9 to 18 kg (8 months to 4 years)	From 15 to 36 kg (4 to 12 years)
Seat belt	ISOFIX or seat belt	Seat belt
6.0	9.0	5.8
62 x 37 x 86 (while extended)	60 x 46 x 49	67 x 51 x 46

# Specifications

ENVIRONMENTAL PERFORMANCE	1.6 Petrol 6-Speed Manual		1.8 Petrol Automatic		1.6 Diesel 6-Speed Manual
<b>Wheels</b>	16"	17"	16"	17"	
<b>Fuel consumption</b>					
Combined driving (mpg)	42.8	42.8	42.8	43.5	62.8
Urban driving (mpg)	33.6	34.0	32.8	33.6	53.3
Extra urban driving (mpg)	50.4	50.4	52.3	53.3	68.9
Recommended fuel grade	95 unleaded petrol or higher		95 unleaded petrol or higher		48 cetane diesel or higher
Fuel tank capacity (litres)	60		60		55
<b>Carbon dioxide, CO<sub>2</sub></b>					
Combined driving (g/km)	154	154	153	150	119
Urban driving (g/km)	194	193	197	194	143
Extra urban driving (g/km)	130	131	127	125	110
<b>Exhaust emissions</b>					
Euro class	Euro 6		Euro 6		Euro 6
Carbon Monoxide, CO (mg/km)	443.6		278.0		184.4
Hydrocarbons, THC (mg/km)	41.9		47.6		–
Hydrocarbons, NMHC (mg/km)	37.5		43.2		–
Nitrogen Oxides, NOx (mg/km)	13.8		14.1		24.6
Hydrocarbons, THC & Nitrogen Oxides, NOx (mg/km)	–		–		47.1
Particulates, PM (mg/km)	–		–		0.28
<b>Noise, drive-by</b>					
(dB(A))	74		74		74

**Quoted mpg & CO<sub>2</sub> figures:** All mpg and CO<sub>2</sub> emissions figures stated in this brochure are sourced from official EU-regulated tests. These are provided for comparability purposes and may not reflect your actual driving experience. For further information please see the back cover of this brochure.

<b>ENGINE</b>	<b>1.6 Petrol 6-Speed Manual</b>	<b>1.8 Petrol Automatic</b>	<b>1.6 Diesel 6-Speed Manual</b>
Number of cylinders	4, in line	4, in line	4, in line
Valve mechanism	16-valve DOHC with Valvematic	16-valve DOHC with Valvematic	16-valve DOHC
Fuel system	Electronic fuel injection	Electronic fuel injection	Common rail piezo injection
Displacement (cc)	1598	1798	1598
Bore x stroke (mm x mm)	80.5 x 78.5	80.5 x 88.3	78.0 x 83.6
Compression ratio	10.7:1	10.5:1	16.15:1
Maximum power output (DIN hp)	132	144	112
Maximum power output (kW/rpm)	97/6400	108/6400	82/4000
Maximum torque (Nm/rpm)	150/4400	168/4000	270/2000
<b>PERFORMANCE</b>	<b>1.6 Petrol 6-Speed Manual</b>	<b>1.8 Petrol Automatic</b>	<b>1.6 Diesel 6-Speed Manual</b>
Maximum speed (mph)	114	114	111
0–62 mph (secs)	11.7	11.1	12.7
Drag coefficient (Cd)	0.29	0.29	0.29
<b>BRAKES</b>			
Front	Ventilated disc		
Rear	Disc		
<b>SUSPENSION</b>			
Front	MacPherson strut		
Rear	Torsion beam		

# Specifications

<b>DIMENSIONS &amp; WEIGHTS</b>	<b>1.6 Petrol 6-Speed Manual</b>	<b>1.8 Petrol Automatic</b>	<b>1.6 Diesel 6-Speed Manual</b>
Exterior length (mm)	4460	4460	4460
Exterior width (mm)	1790	1790	1790
Exterior height (mm)	1620	1620	1630
Front tread (mm)	1540	1540	1540
Rear tread (mm)	1540	1540	1540
Front overhang (mm)	930/928*	928	928
Rear overhang (mm)	750/752*	752	752
Wheelbase (mm)	2780	2780	2780
Gross vehicle weight (kg)	2125	2125	2260
Kerb weight (kg)	1430–1525	1450–1540	1540–1640
Towing capacity with brakes (kg)	1300	1300	1300
Towing capacity without brakes (kg)	450	450	450
Turning circle – tyre (m)	5.4/5.6 <sup>s</sup>	5.4/5.6 <sup>s</sup>	5.6
Interior length (mm)	1785/2385*	2385	2385
Interior width (mm)	1475/1520*	1520	1520
Interior height (mm)	1260	1260 (1220 with panoramic roof)	1260 (1220 with panoramic roof)
<b>Luggage compartment</b>	<b>Length</b>	<b>Width</b>	<b>Height</b>
7 seats up (mm)	330	1370	765
5 seats up (mm)	880	1355	855
2 seats up (mm)	1575	1430	1130
<b>VDA luggage capacity<sup>o</sup></b>	<b>Standard (temporary spare wheel fitted)</b>	<b>Skyview<sup>®</sup> option (with tyre repair kit)</b>	
7 seats up (litres)	Up to roof	157	198
	Up to tonneau cover	114	155
5 seats up (litres)	Up to roof	658	699
	Up to tonneau cover	399	440
2 seats up (litres)	Up to roof	1655	1696
	Up to tonneau cover	968	1009



Widths shown do not include door mirrors.

**TYRES & WHEELS**

	Active	Icon	Design
16" steel wheels with wheel caps	●	—	—
16" alloy wheels	—	●	—
17" alloy wheels	—	—	●
Temporary spare wheel	●	●	—
Tyre repair kit	—	—	●

● = Standard

— = Not available

\* 7-seater.

§ With 17" wheels.

° Total capacity for a 7-seater.

# Equipment

EXTERIOR	Active	Icon	Design
Piano-black licence plate garnish	—	●	●
Chrome-plated front grille	—	●	●
Rear chrome trim	●	●	●
Rear spoiler	●	●	●
Toyota Skyview® panoramic roof	—	—	●
Rain-sensing wipers	—	●	●
Dusk-sensing headlights	●	●	●
Multi-reflector halogen headlights	●	●	●
Halogen daytime running lights	●	●	●
Front fog lights	●	●	●
Chrome surround on front fog lights	—	●	●
Follow-me-home headlights	●	●	●
Rear combination lights (LED type)	●	●	●
High-mounted stop light (LED type)	●	●	●
Body-coloured door handles	●	●	●
Body-coloured, heated and electric door mirrors	●	●	●
Retractable door mirrors	—	●	●
Power and remote door locking	●	●	●
Back door release with push-button	●	●	●

EXTERIOR	Active	Icon	Design
Intermittent front and rear wipers	●	●	●
Roof antenna	●	●	●
Privacy glass	—	—	●
Green tempered glass	●	●	—

COMFORT	Active	Icon	Design
Manual air conditioning	●	—	—
Automatic air conditioning	—	●	●
Smart Entry & Push-Button Start	—	●	●
Front power windows	●	●	●
Rear power windows	—	●	●
Auto up & down function on power windows	●	●	●
Manual headlight levelling	●	●	●
Door courtesy light	—	●	●
Front and rear personal lights	●	●	●
Luggage room light	●	●	●
Leather gear shift	●	●	●
3-spoke leather steering wheel	●	●	●

● = Standard    ○ = Optional    — = Not available

# Equipment

COMFORT	Active	Icon	Design
Front and rear assist grips	●	●	●
Driver's and passenger sun visors	●	●	●
Rear window sunshade	—	●	●
Door scuff plates	●	●	●
Rear armrest	●	●	●
Chrome-plated air vents	—	●	●
Aviation tables	—	●	●
Manual tilt and telescopic steering wheel	●	●	●
Cruise control	—	●	●
Manual rear-view mirror	●	—	—
Auto-dimming rear-view mirror	—	●	●
Conversation mirror	●	●	●
Thatcham approved Cat 1 alarm and immobiliser	●	●	●
Front 12V power outlet	●	●	●
Rear 12V power outlet	—	●	●



SEATS	Active	Icon	Design
Separate rear seats	●	●	●
Rear headrests	●	●	●
Height-adjustable driver's seat	●	●	●
Reclining and sliding front seats	●	●	●
Tagara blue seat trim	●	—	—
Tanaki black seat trim with red detailing	—	●	—
Nakama black seat trim with leather bolsters	—	—	●
Hidaka black leather trim*	—	○ <sup>§</sup>	○ <sup>§</sup>

STORAGE	Active	Icon	Design
Console box	●	●	●
Console box light	—	●	●
Upper glovebox with light	●	●	●
Upper glovebox with cooler	—	●	●
Fabric armrest on console box	—	●	—
Leather armrest on console box	—	—	●
Overhead console	●	●	●
Coat hooks	●	●	●
Hooks for luggage-holding belt	●	●	●
Retractable tonneau cover	●	●	●
Driver's and front passenger seatback pockets	●	●	●
Front and rear door pockets	●	●	●

● = Standard    ○ = Optional    — = Not available    \* The seats in rows one and two are full leather-facing; row three is synthetic leather.

<sup>§</sup> Optional as an individual pack or as part of the optional Family Pack.

# Equipment

INFO & AUDIO	Active	Icon	Design
Toyota Touch® 2	—	●	●
Toyota Touch® 2 with Go	—	○	●
Audio switches on steering wheel	●	●	●
Telephone switch on steering wheel	—	●	●
Bluetooth® connectivity	—	●	●
Analogue speedometer	●	●	●
Reversing camera	—	●	●
4 speakers	●	—	—
6 speakers	—	●	●
Aux-in and USB connectors	●	●	●
Radio and CD player with WMA and MP3 capabilities	●	—	—
DAB	—	●	●

SAFETY	Active	Icon	Design
<b>Active Safety</b>			
Toyota Safety Sense (Pre-Collision System, Lane Departure Alert, Automatic High Beam)	●	●	●
Anti-lock Braking System (ABS) with Electronic Brake-force Distribution (EBD)	●	●	●
Traction Control (TRC), Hill-start Assist Control (HAC) and Vehicle Stability Control Plus (VSC+)	●	●	●
<b>Passive Safety</b>			
Supplemental Restraint System (SRS) airbags – 7 airbags	●	●	●
Front passenger airbag on/off switch	●	●	●
ISOFIX seat fixing	●	●	●
Pre-tensioners and force limiters	●	●	●
Whiplash Injury Lessening (WIL) seats	●	●	●
<b>OPTION PACKS</b>			
Family Pack	–	○	○
Rear entertainment system	–	○	○
Protection Pack	○	○	○
Parking Pack	○	○	○
Towing Pack	○	○	○

● = Standard    ○ = Optional    – = Not available

# Glossary

Discover more about the Verso's technology.



## Toyota Safety Sense

Toyota Safety Sense adds advanced active safety systems for an even safer and more relaxed drive. Three active technologies – Pre-Collision System, Lane Departure Alert and Automatic High Beam, are at the heart of Toyota Safety Sense.



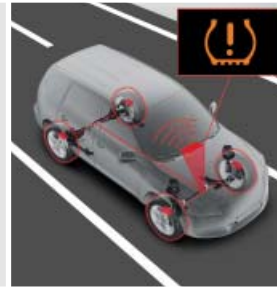
## Smart Entry & Start System

Instead of a conventional key, the Smart Entry & Start System features a transmitter that allows you to unlock the doors by pulling the handle and lock them again by pressing a button. To start or stop the engine, simply press the Start/Stop button. All you need to do is carry the Smart Entry key in your pocket or handbag.




## Rain sensor

The automatic rain sensor instantly sets the appropriate wiper speed and intervals.



## Tyre pressure warning system

The system features a sensor valve within each wheel to constantly monitor tyre air pressure. These sensors link with a dashboard indicator that illuminates to warn you if the pressure falls below the recommended level. By doing so, the system contributes to safer driving, better tyre wear and greater fuel efficiency.




## Dusk sensor

The dusk sensor monitors light levels and automatically switches on the headlights when the light is low.



## Traction Control (TRC)

If you accelerate too hard and cause the drive wheels to lose grip and begin spinning, TRC will automatically reduce engine power and control brake force to help restore traction.



#### **Hill-start Assist Control (HAC)**

HAC helps to ensure a smooth start on steep inclines by applying the brakes for up to 2 seconds after the brake pedal is released. This prevents the vehicle from rolling back. It is activated by pushing the brake pedal harder after stopping as long as the transmission shift lever is in any forward gear position.



#### **Supplemental Restraint System (SRS) airbags – 7 airbags**

This model is fitted with seven airbags. They include driver's knee airbag, SRS airbags for both driver and passenger, side airbags for the front seats, and SRS curtain shield airbags covering both the front and rear seat passengers.



#### **ISOFIX seat fixing**

Seats incorporate special anchor points, including a top tether that helps prevent the seat tipping forward. These provide a safe and convenient way of correctly securing ISOFIX child seats (available from your Toyota dealer).

# Owning your Verso.

## Servicing your Toyota

Toyota Fixed Price Servicing means you will be sure to know the cost of your service up front. Expertly trained technicians using only genuine Toyota parts will carry out your service at one of over 200 Authorised Toyota Service Centres. The technicians will advise you on the correct service for your car based on the car's age, mileage and service history.

For more information visit [toyota.co.uk/service](http://toyota.co.uk/service)

## Service Plans

Inflation-proof pricing with a monthly or one-off payment plan means one less thing to worry about. With Toyota Service Plans the price you're quoted is guaranteed for the duration of your plan. The service, parts and labour are all paid for either in monthly instalments or as a one-off payment at the beginning of your plan.

For more information visit [toyota.co.uk/service](http://toyota.co.uk/service)

## Toyota Fixed Price Repairs using Genuine Parts

We offer fixed prices on a number of repair items for your Toyota giving you peace of mind when it comes to managing costs. Also don't forget we only use genuine Toyota parts, all of which come with at least 12 months' warranty (some even offer unlimited mileage warranties); and your car will always be dealt with by a trained Toyota Technician.

For more information visit [toyota.co.uk/repairs](http://toyota.co.uk/repairs)

## My Toyota

Whether you're a long-term owner or have recently taken delivery of a new Toyota, there are lots of reasons to join **My Toyota**. Packed with time-saving and convenient features, **My Toyota** ensures everything you need to manage your vehicle ownership is in one place. You'll also gain access to **My Rewards** where you can enjoy great offers and discounts from big brands on everything from family days out to pampering as well as everyday deals.

For more information visit [toyota.co.uk/mytoyota](http://toyota.co.uk/mytoyota) or download the **My Toyota** Europe app\* now available on iTunes® and Android.



## Toyota Accessories

Toyota accessories are designed and manufactured with the same care, quality and attention to detail as Toyota vehicles. Tailor-made for your Toyota, they fit perfectly and add a personal touch of style, comfort and practicality. Also, because they've been tested under the most severe conditions, you can have complete confidence in their reliability and durability. To add to the reassurance, every genuine Toyota accessory has a 5-year warranty when purchased together with the vehicle.

For more information visit [toyota.co.uk/accessories](http://toyota.co.uk/accessories)

## Toyota Roadside Assistance

When you buy a Toyota you will automatically receive 12 months' AA Roadside Assistance in the UK and Europe, free of charge; after the first year the cost of Toyota Roadside Assistance is £7 per month when paid by monthly Direct Debit, £72 per annum if paid by annual Direct Debit or £76 per annum when paid by all other payment methods<sup>§</sup>

For full terms and conditions please visit [toyota.co.uk/roadsideterms](http://toyota.co.uk/roadsideterms)

## 5-Year Toyota Warranty

Every new Toyota comes with a 5-year/100,000-mile (whichever comes first) manufacturer's warranty, covering you against the unlikely event of a manufacturing defect causing a mechanical fault.

For full details, please ask your official Toyota Centre or visit [toyota.co.uk/5yearwarranty](http://toyota.co.uk/5yearwarranty)

## Corrosion Cover

The 12-year unlimited mileage cover protects against rust perforation affecting sheet metal body panels as a result of a manufacturing fault. This warranty can also be transferred to any future owner throughout the 12-year period.

## Rust and Paint Cover

The 3-year unlimited mileage cover protects against defects and surface rust as a result of a manufacturing fault.

\* Features on desktop and app vary.

§ Prices correct at time of going to print.

### Toyota Business Plus

Designed to support business operators and company vehicle drivers Toyota Business Plus is our promise to help you procure, manage and upgrade your fleet quickly, efficiently and cost-effectively. Business Plus unites our passenger car and commercial vehicle ranges with tailored services, ensuring fleet managers can keep their company car drivers happy and business costs down.

Our specialist Business Centres promise you same-day access to a fleet business manager or dedicated sales executive. With business offers and tools to accurately compare tax costs against any competitor you can be sure of the best value for money. Whenever servicing is due, we can offer fixed-price servicing, free local vehicle collection and delivery (with wash and vac), plus a guaranteed booking within 3 days.

Special offers, fixed-price fleet servicing, specialist fleet insurance, business daily hire, Toyota Fleet Financial Services, extended test drives and a dedicated Business Centre Network are just some of the services business customers can expect from Toyota Business Plus.

For more information visit [toyota.co.uk/business-customers](http://toyota.co.uk/business-customers)

# Toyota Business Plus

### Toyota Extended Warranty

You have the choice of either the low-user option that restricts you to 15,000 miles per year or 12 months whichever comes first or the 12-month unlimited mileage cover. You also have a choice between 12 and 24 months' cover (subject to vehicle eligibility). The 24-month option will show a saving over two 12-month Toyota Extended Warranty policies and is available with the low-user option at 30,000 miles or 24 months whichever comes first.

The Toyota Extended Warranty can be renewed until the vehicle is 12 years old with less than 100,000 miles at point of sale, and if a part covered by the Toyota Extended Warranty suffers electrical or mechanical failure at any time during the term, Toyota is committed to fixing it. You don't pay for replacement parts or labour.

For more information visit [toyota.co.uk/extendedwarranty](http://toyota.co.uk/extendedwarranty)

### Toyota Motor Insurance

Toyota Motor Insurance is available for Toyota owners at competitive premiums. To obtain details of the benefits included and to arrange a quotation, please contact your local Toyota Centre or call 0800 350 500.

### Flexible Finance from Toyota Financial Services

All our plans offer easy budgeting and peace of mind and **AccessToyota** brings these benefits together in one flexible package.

Toyota Financial Services, Great Burgh, Burgh Heath, Epsom, Surrey, KT18 5UZ.

Finance subject to status to over 18s only. Indemnities may be required. Terms and conditions apply.

TFS is authorised and regulated by the Financial Conduct Authority.



**TOYOTA**  
FINANCIAL  
SERVICES



ALWAYS A  
**BETTER** WAY

## VERSO. PART OF THE FAMILY.

[www.toyota.co.uk/verso](http://www.toyota.co.uk/verso)



To continue your  
experience scan  
this QR code.

While every effort is made to reproduce accurate information, we reserve the right to change specifications, equipment and availability without prior notice. This brochure cannot be regarded as infallible (some of the vehicles shown may not be to exact UK specification), and as such does not constitute an offer for sale of any particular vehicle or specification. For the latest specification and availability, we ask that you contact your local Toyota Centre.

**Quoted mpg & CO<sub>2</sub> figures:** All mpg and CO<sub>2</sub> emissions figures quoted in this brochure are sourced from official EU-regulated test results. These are provided for comparability purposes only and may not reflect your actual driving experience. Fuel consumption varies significantly depending on a number of factors, including driving style, conditions, speed and vehicle weight. In order to allow consumers to compare and make an informed choice between one vehicle and another, there is a European Commission standard (93/116/EC and 692/2008) to measure fuel consumption. This common standard must be adhered to by all manufacturers selling motor vehicles in the EU and is the basis for fuel consumption figures published by each manufacturer. For further information please visit [www.dft.gov.uk/vca/fcb/faqs-fuel-consumptio.asp](http://www.dft.gov.uk/vca/fcb/faqs-fuel-consumptio.asp) or speak to your local Toyota Centre.

The use of the term 'Toyota Accessories' should not be taken to imply that the products on the accessory pages are actually manufactured by the Toyota Motor Corporation or Toyota (GB) PLC. Toyota (GB) PLC is continually updating and changing specifications of accessories and reserves the right to do so at any time without prior notice.

© 2017 by Toyota Motor Europe NV/SA ('TME'). No part of this publication may in any way be reproduced without the prior written approval of Toyota (GB) PLC.



Toyota UK



@ToyotaGB

GBNGV-0117B-CV May 2017