



# ALL-NEW PEUGEOT 208

EQUIPMENT AND TECHNICAL SPECIFICATIONS

August 2019

Version 1

INTERNATIONAL  
**engine**  
of the year  
2015-2016-2017-2018  
Presented by engine technology international magazine  
1-litre to 1.4-litre  
PSA Groupe  
1.2-litre three-cylinder turbo







**All-new PEUGEOT 208 models come with the following equipment as standard:**

**Safety and Security**

- ABS (Anti-lock Braking System) with EBD (Electronic Braking Distribution) and EBA (Emergency Braking Assistance)
- Airbags: Adaptive driver and front passenger airbags (includes passenger airbag deactivation function)
- Airbags: Driver and front passenger side airbag
- Airbags: Front and rear curtain airbags
- Alarm (Thatcham category 1 approved)
- Automatic door locking when moving off
- Automatic hazard light activation upon heavy brake application
- Child locking functionality on rear doors
- Deadlocking
- Electronic code immobiliser
- ESP (Electronic Stability Programme) with Hill Start Assist
- Front optimised safety headrests and rear retractable headrests (x3), height-adjustable.
- Front three-point retractable seatbelts, with force limiters
- Front and rear disc brakes
- Gear Shift Indicator (manual version only)
- Headlights left on audible warning
- Isofix child seat fittings (x2) in the second row
- PEUGEOT Connect SOS and Assistance
- Programmable cruise control and speed limiter
- Lane Keeping Assist
- Speed limit recognition and recommendation
- Driver attention warning
- Seatbelt unfastened on the move with audible and visual alert for front and rear seats
- Space saver spare wheel (Petrol/ Diesel versions)
- Puncture kit (EV versions)
- Tyre pressure sensors
- Exterior temperature indicator with ice warning

**Comfort and Convenience**

- Electric power steering with reach and rake adjustable steering column
- Front windscreen wiper with "Magic Wash" cleaning system
- Map pockets on front seat backs
- Multifunction trip computer
- 'One-touch' electric front windows with pinch protection
- PEUGEOT i-Cockpit®: compact steering wheel
- PEUGEOT i-Cockpit®: 7.0" capacitive colour touchscreen
- Push button start
- Tailgate with heated rear windscreen & wiper blade

**Interior Features**

- Dashboard, front and rear door panel finish: Carbon effect
- Rear windscreen wiper triggered automatically in reverse gear
- Gear lever- automatic in full grain leather and satin chrome
- Gear lever - manual in satin chrome (6 speed gearbox)
- 'Piano' keys: Gloss black plated toggle switches to access main functions of the vehicle
- Seating: -1/3 - 2/3 folding rear seat

**In Car Entertainment**

- Bluetooth® telephone facility
- DAB Radio (Digital Audio Broadcasting)
- Mirror Screen®: (Apple CarPlay™ , Android Auto and MirrorLink®)
- Smartphone docking station
- Voice recognition (radio, navigation and telephony features)
- 6-Speaker radio, MP3 compatible
- 12 V socket

**Exterior Features**

- Body-colour exterior door handles
- Gloss black rear cluster connecting strip
- Model designation badges front and rear
- Seating: driver and front passenger seat manual adjustment (longitudinal and back rest angle)

**Lighting and Visibility**

- Rear reversing lights
- Visibility pack: automatic lights
- Visibility pack: 'follow me home' headlights





**Active** (available as Petrol, Diesel and EV)

#### Exterior Features

- 16" 'Taksim' alloy wheels (Petrol/ Diesel versions)
- 16" 'Plaka' steel wheels (EV versions)
- Door mirror shells: Colour coded
- Radiator grille: Chrome chequered
- Radiator grille: body-colour chequered and gloss black edge trim (EV versions)
- Dichroic badging including front lion, 'e' monogram on C pillar and tailgate (EV versions)
- Diamond black rear spoiler
- Gloss black wheel arch extensions (EV versions)

#### Interior Features

- Leather steering wheel
- Seating: driver and front passenger comfort seats
- Seating: Tri-material 'Pneuma' and 'Rimini' cloth seat trim with orange double stitch detail

#### Safety and Security

- Active Safety Brake (pedestrians)

#### Comfort and Convenience

- Manual air conditioning
- Automatic air conditioning (EV versions)
- Pre-heating functionality (EV versions)
- Low centre console
- High centre console with 2 cup holders (EV versions)
- Central front armrest with storage compartment (EV versions)
- Electric and heated door mirrors
- Manual rear view mirror
- Manual parking brake
- Electric parking brake (EV versions)
- Manual rear windows
- Parking sensors - rear
- PEUGEOT i-Cockpit® with 3.5" instrument

#### Lighting and Visibility

- Halogen headlights
- LED daytime running lights with distinctive 'Tooth' design
- Visibility pack: automatic windscreen wipers (EV versions)

#### In Car Entertainment

- USB Socket (x1) front
- USB Socket (x2) front including 1 USB-C (EV versions)
- USB Socket (x2) rear (EV versions)





**Allure** (available as Petrol, Diesel and EV)

#### Key Specification

##### Active specification +

##### Exterior Features

- 17" 'Jordaan' diamond cut alloy wheels (Petrol/ Diesel versions)
- 16" 'Elborn' alloy wheels (EV versions)
- Gloss black B pillar
- Rear bumper with gloss black finish

##### Interior Features

- Seating: Tri-material 'Cozy' leather effect and 'Isabella' cloth seat trim with light blue double

##### Comfort and Convenience

- Automatic air conditioning
- High centre console with 2 cup holders
- Central front armrest with storage compartment
- Electric, heated and power folding door mirrors

- Electrochrome rear view mirror
- Electric parking brake
- One-touch electric rear windows with pinch protection
- PEUGEOT 3D i-Cockpit®: Configurable 3D head-up instrument panel
- Dark tinted rear side and tailgate windows

##### Lighting and Visibility

- Visibility pack: automatic windscreen wipers
- Rear full LED 3D PEUGEOT signature 'Claw Effect'

##### In Car Entertainment

- Smartphone charging plate
- USB Socket (x2) front including 1 USB-C
- USB Socket (x2) rear







**208 GT Line** (available as Petrol, Diesel and EV)

**Allure specification +**

**Comfort and Convenience**

- Frameless Electrochrome rear view mirror
- Parking sensors - front and rear
- Visio Park 1: 180° Colour Reversing Camera

**Exterior Features**

- 17" 'Camden' diamond cut two tone alloy wheels (Petrol/ Diesel versions)
- 17" 'Shaw' diamond cut two tone alloy wheels (EV versions)
- Door mirror shells: Nera Black
- Gloss black wheel arch extensions
- GT Line model designation badging (Petrol/ Diesel versions)
- Radiator grille: Dark chrome chequered and gloss black edge trim
- Rear lower bumper gloss black 'diffuser effect' trim
- Exhaust pipe: twin chrome right hand side (Petrol/ Diesel versions)
- Diamond Black roof

**Safety and Security**

- Active Safety Brake (Night function, cyclists, pedestrians)

**Interior Features**

- Seating: Tri-material 'Capy' leather effect and 'Isabella' cloth seat trim with lime green double stitch detail
- Mistral full-grain perforated leather steering wheel with Aikinite stitch detail and satin chrome 'GT' emblem
- Lime green contrast stitching to armrest, front centre console, door panels and dashboard fascia
- 8-colour interior ambient lighting

**Lighting and Visibility**

- Visibility pack: automatic windscreen wipers
- Full LED headlights with Smartbeam Assist
- LED daytime running lights: 3-Claw Headlight with distinctive 'Tooth' design



Image showing the optional 10" touchscreen





**e-208 GT** (available as EV)

**Key Specification**

**GT Line specification +**

**Comfort and Convenience**

- Fully automated parking assistance
- PEUGEOT 3D i-Cockpit®: 10.0" capacitive colour touchscreen
- Connected 3D Navigation: includes TomTom® Live updates (3 year subscription)\*^

**Interior Features**

- Seating: Tri-material grey Alcantara® and 'Isabella' cloth seat trim with lime green and blue stitch detail
- Seating: Front heated seats (x2)
- 'Piano' keys: Gloss black plated toggle switches to access touchscreen functions

**Safety and Security**

- Adaptive cruise control with Stop & Go function
- Lane positioning assist (automatic gearbox)
- Active blind spot monitoring



\* Additional terms and conditions apply to connected services, including customer acceptance of location sharing prior to activation.

^ Subject to subscription – after you have taken delivery of your vehicle, please subscribe on: <https://services-store.peugeot.co.uk/>



# All-new PEUGEOT 208 range: Pricelist

	ENGINE	HP	TITRE CODE (DIALOG DESCRIPTION)	CO <sub>2</sub> g/km*	BASIC MRRP	VAT (£)	TOTAL MRRP	P11D VALUE (£)	2019/20 BIK %	ON THE ROAD MRRP
<b>Active</b>	1.2L PureTech 75 S&S 5-speed manual	75	1PP2A5HMZJT0A0B0 (208 ACT PT75)	94	12,804.17	2,560.83	15,365.00	16,065.00	22	<b>16,250.00</b>
	1.2L PureTech 100 S&S 6-speed manual	99	1PP2A5HMTKT0A0B0 (208 ACT PT100)	97	13,720.83	2,744.17	16,465.00	17,165.00	23	<b>17,350.00</b>
	1.2L PureTech 100 EAT8 S&S 8-speed Efficient Automatic Transmission	99	1PP2A5HMT1T0A0B0 (208 ACT PT100A)	99	14,887.50	2,977.50	17,865.00	18,565.00	23	<b>18,750.00</b>
	1.5L BlueHDi 100 S&S 6-speed manual	101	1PP2A5HMDKT0A0B0 (208 ACT B100)	85	14,970.83	2,994.17	17,965.00	18,665.00	26	<b>18,850.00</b>
	Electric 50 kWh 136^	136	1PP2A5JESFT0A0B0 (208 ACT EV136)	0	23,162.50	4,632.50	27,795.00	28,495.00	16	<b>25050,00**</b>
<b>Allure</b>	1.2L PureTech 100 S&S 6-speed manual	99	1PP2A5PMTKT0A0B0 (208 ACT PT100)	97	14,970.83	2,994.17	17,965.00	18,665.00	23	<b>18,850.00</b>
	1.2L PureTech 100 EAT8 S&S 8-speed Efficient Automatic Transmission	99	1PP2A5PMT1T0A0B0 (208 ALL PT100A)	99	16,137.50	3,227.50	19,365.00	20,065.00	23	<b>20,250.00</b>
	1.2L PureTech 130 EAT8 S&S 8-speed Efficient Automatic Transmission	129	1PP2A5PNP1T0A0B0 (208 ALL PT130A)	103	17,162.50	3,432.50	20,595.00	21,295.00	24	<b>21,500.00</b>
	1.5L BlueHDi 100 S&S 6-speed manual	101	1PP2A5PMDKT0A0B0 (208 ALL B100)	85	16,220.83	3,244.17	19,465.00	20,165.00	26	<b>20,350.00</b>
	Electric 50 kWh 136^	136	1PP2A5QESFT0A0B0 (208 ALL EV136)	0	24,162.50	4,832.50	28,995.00	29,695.00	16	<b>26250,00**</b>
<b>GT Line</b>	1.2L PureTech 100 S&S 6-speed manual	97	1PP2A5TMTKT0A0B0 (208 GTL PT100)	97	16,512.50	3,302.50	19,815.00	20,515.00	23	<b>20,700.00</b>
	1.2L PureTech 100 EAT8 S&S 8-speed Efficient Automatic Transmission	99	1PP2A5TMT1T0A0B0 (208 GTL PT100A)	99	17,679.17	3,535.83	21,215.00	21,915.00	23	<b>22,100.00</b>
	1.2L PureTech 130 EAT8 S&S 8-speed Efficient Automatic Transmission	129	1PP2A5TNP1T0A0B0 (208 GTL PT130A)	103	18,704.17	3,740.83	22,445.00	23,145.00	24	<b>23,350.00</b>
	1.5L BlueHDi 100 S&S 6-speed manual	101	1PP2A5TMDKT0A0B0 (208 GTL B100)	85	17,762.50	3,552.50	21,315.00	22,015.00	26	<b>22,200.00</b>
	Electric 50 kWh 136^	136	1PP2A5SESFT0A0B0 (208 GTL EV136)	0	25,704.17	5,140.83	30,845.00	31,545.00	16	<b>28100,00**</b>
<b>GT</b>	Electric 50 kWh 136^	136	1PP2A5UESFT0A0B0 (208 GT EV136)	0	26,995.84	5,399.17	32,395.00	33,095.00	16	<b>29650,00**</b>

^Electric range 211 miles under WLTP

Estimated data, provided for information only and subject to approval.

All-new PEUGEOT 208 is currently undergoing homologation testing. Once completed, official Fuel Consumption in MPG (l/100km) and electric range will be provided. CO2 figures and OTR pricing shown above are for a standard vehicle without any additional optional equipment.

The fuel consumption you achieve, and CO2 produced, in real world conditions will depend upon a number of factors: including the accessories fitted (post registration), variations in weather, driving styles and vehicle load. There is a new test (WLTP\*) used to measure fuel consumption or electric range and CO2 figures. The CO2 figures shown are NEDC equivalent, calculated using EC correlation tool which converts WLTP figures to NEDC figures, however, these NEDCeq figures are based on the outgoing test cycle (NEDC\*\*) and will be used to calculate tax for first registration.

Figures shown are for comparability purposes; you should only compare fuel consumption and CO2 figures with other vehicles tested using the same technical standard.

\*WLTP - Worldwide harmonised Light vehicles Test Procedure. \*\*NEDCeq - New European Driving Cycle.

\*\* Prices include Plug-In Car Grant (PICG) from government of £3,500 - subject to approval

All information and prices correct at time of publication, but are subject to change at any time without prior notice (which may occur as a result of matters including, but not limited to, any changes in legislation and/or any changes by the government).

For further information call PEUGEOT on 0800 083 3000 or visit our website at [www.peugeot.co.uk](http://www.peugeot.co.uk)



PEUGEOT i-Cockpit®

**PEUGEOT i-Cockpit®:**

The PEUGEOT i-Cockpit® philosophy centres around a driving environment that puts you in control, allowing a greater connection to the road. For all-new PEUGEOT 208, the PEUGEOT i-Cockpit® brings driving resolutely into a new age.

The PEUGEOT i-Cockpit®, comprises of the following key features:

**Configurable 3D head-up digital instrument panel:**

Available from Allure trim level, the all-new PEUGEOT 208 3D i-Cockpit® cluster is a unique system that projects all the information on different layers giving you outstanding 3D effect. It can be fully customised to suit the driver's needs. As the panel is positioned higher, it is closer to the road and is more within the driver's field of vision. This can increase safety when compared to a conventional setup where the dials sit within the wheel, further from the road.

The crisp and colourful graphics within the instrument panel can be adapted to give a variety of display modes including:

- **'Dials'** mode: a classic view to replicate the analogue set-up of most modern cars.
- **'Navigation'** mode: turns the dials on their sides to a 'roller' format, 3D navigation with instructions fill the centre of the display.
- **'Driving'** mode: with 'roller' format dials and driver assistance information including Lane Keeping Assistance (LKA) and ACC Stop.

In addition to the above two 'Personal' modes can also be configured to allow the driver to see the exact information they require, for optimum comfort.

**Compact multi-function steering wheel:**

Compact dimensions coupled with a re-designed shape enhance every journey in all-new PEUGEOT 208. Out on the road the compact dimensions increase the visibility of the car's instruments whilst in the corners it provides heightened responses and improved agility. When it comes to round town or navigating car parks its compact dimensions make light work of wheel winding to manoeuvre into a space. In terms of finish all models are trimmed with Mistral full-grain leather with stitch detail. Sports models benefit further from Lime Green stitching, perforation detail and a satin chrome 'GT' designation badge.

**7.0" high definition (HD) capacitive colour touchscreen (Standard from Active):**


With crystal clear graphics, the 7.0" capacitive colour touchscreen houses several key technological features of the all-new PEUGEOT 208. Capacitive technology helps to give Smartphone levels of responsiveness whilst multi-touch technology brings greater levels of functionality. In keeping with the PEUGEOT 3D i-Cockpit® theme, the touchscreen is angled towards the driver.

The touchscreen features easy access buttons on each side as well as stylish 'piano' key toggle switches on the centre console to use the wealth of functionality available:

- Climate control
- DAB Radio (Digital Audio Broadcasting)
- Mirror Screen®: (Apple CarPlay™ Android Auto and MirrorLink®)
- Connected 3D Navigation\*: includes TomTom® Live updates (Optional)

**10.0" high definition (HD) capacitive colour touchscreen (Standard from GT):**

The 10" touchscreen gives you a wider panoramic view and integrates directly the climate controls on each side. A second row of 'piano' key toggle switches also features in the centre console to make sure you can access as quickly as possible all the functionality of the all-new PEUGEOT 208.



PEUGEOT i-Cockpit®

8-colour personalisable ambient lighting

**8-colour personalisable ambient lighting (Standard from GT Line)**

Live the power of choice in the all-new PEUGEOT 208 thanks to the personalisable ambient lighting.

8 colours are available to make sure that whatever your mood is, the 208 matches it perfectly. For example, you can select the red ambient lighting for a more dynamic experience or Blue for a more serene experience



Electric Impulse Automatic Gearbox Control

**Electric Impulse Automatic Gearbox Control: (Standard on auto versions)**

Linked to the Efficient 8- Speed Automatic Transmission (EAT8) with Quickshift Technology. This stylish gearbox control with its ergonomic design complements the PEUGEOT i-Cockpit®. Trimmed with full-grain leather, satin chrome and piano black materials, this compact gearbox control even helps to free up space within the cabin.

Operation is intuitive and smooth, and for the more exuberant driver a manual driving mode is also available with changes performed seamlessly via the steering column mounted paddles.



Electric Impulse Automatic Gearbox Control



Piano key toggle switches



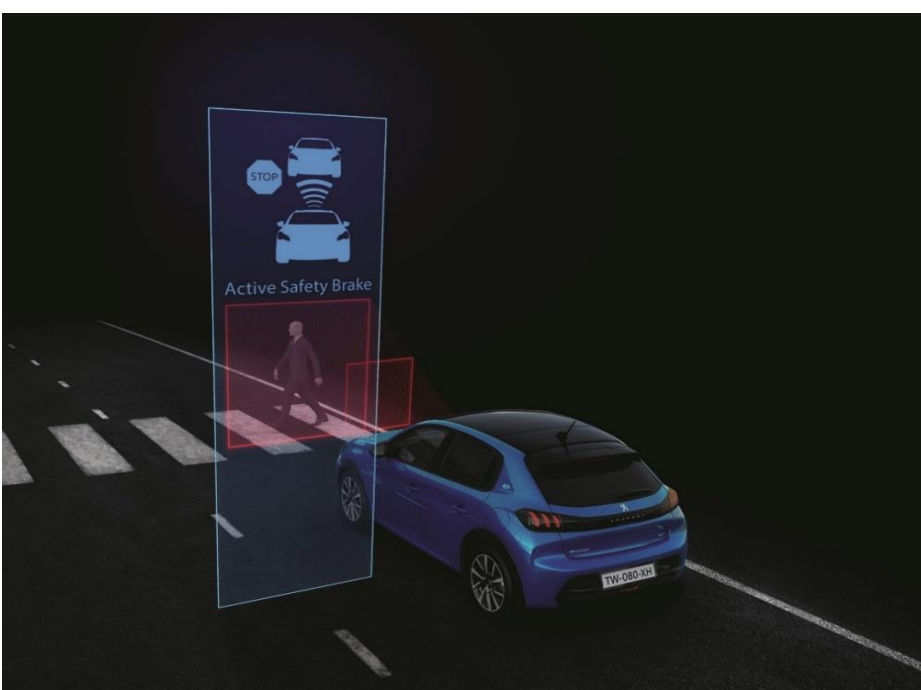
Compact Multi-Function Steering Wheel



10.0" High Definition (HD) Capacitive Colour Touchscreen

\*Additional terms and conditions apply to connected services, including customer acceptance of location sharing prior to activation.





### Active Safety Brake & Distance Alert

**Active Safety Brake System:** (Standard on all versions)

An intelligent autonomous braking system designed to avoid a collision or limit its severity by reducing the vehicle's speed. The system is triggered if the driver does not react quickly enough, by activating the vehicle's brakes. Using a bumper mounted radar and multifunction camera located at the top of the windscreen able to detect obstructions on the road. The system works in the following ways, both day and night:

- Between 0 and 18 mph, collision avoidance for fixed and moving obstacles and pedestrians.
- Beyond 18 mph limiting the severity of an impact by reducing the vehicles speed by atleast 12 mph before impact.

**Distance Alert System:** (Standard on all versions)

Working in conjunction with the Automatic Emergency Braking System , the distance alert function warns the driver if the vehicle risks a collision with the vehicle in front or a pedestrian in the road. Two levels of warning are available, the first 'Amber' warning provides a visual alert to the potential risk. In a more a severe instance a 'Red' visual and audible alert indicate a collision is imminent and driver action is required, failure to act triggers the Automatic Emergency Braking System.

### Active Blind Spot Detection (ABSD)

**Active Blind Spot Detection (ABSD):** (Standard on GT)

Using lateral ultrasound sensors to cover areas out of your field of vision along with the windscreen mounted camera, an LED illuminates in either side door mirror to alert to the presence of a car, lorry, motorbike or bicycle in your blind spot. The system works when overtaking a slower vehicle or when overtaken by a faster vehicle.

In addition ABSD also features a trajectory correction system in partnership with Active Lane Keeping Assistance. The trajectory correction is applied to the steering if a line is crossed even when the turn indicator is enabled, to try and avoid a collision with an obstacle not detected by the driver.



### Adaptive Cruise Control with Stop and Go Function (ACC Stop and Go)

**Adaptive Cruise Control with Stop and Go (ACC Stop and Go):** (Standard on GT models, optional on GT Line with automatic gearbox)

Cruise control as you know it, will never be the same again with all-new PEUGEOT 208. Controlled via a radar mounted at the front of the vehicle, the ACC Stop and Go system provides two key functions:

- Automatic maintenance of the vehicles speed, at the value set by the driver.
- Automatic maintenance of a set distance between all-new PEUGEOT 208 and the vehicle in front, slowing the vehicle to a stop if required and then moving off automatically when conditions allow.

The system detects a vehicle driving in front in the same direction and can automatically adapt the vehicle's speed to that of the vehicle in front. This occurs using engine braking and the braking system (in which case the brake lights are lit) to maintain a constant distance.

When activated, ACC Stop and Go also incorporates Lane Positioning Assist , to position the car centrally within its lane, particularly useful for motorway driving.

ACC 30 can be added as an option on GT Line variants with manual gearboxes, this incorporates the distance and braking capabilities of ACC Stop and Go but does not slow the vehicle to a stop. ACC 30 can reduce speeds to a minimum of 18 mph (30 km/h), to prevent the vehicle from stalling.



### PEUGEOT Connect SOS and Assistance

**PEUGEOT Connect SOS & Assistance:** (Standard on all versions)

A vehicle locating communication unit, this feature can be used manually (dedicated SOS button on the console) or automatically (if pyrotechnic devices are deployed). It locates the vehicle precisely and triggers the sending of the appropriate emergency services for a rapid response.

PEUGEOT are the pioneers of this technology and since launching in 2003 PEUGEOT Connect SOS & Assistance has assisted over 7,000 individuals. The system is subscription free with no additional charges and uses a GPS module and SIM card (built in to the system).

### Lane Keeping Technologies

**Lane Keeping Technologies:**

Via a windscreen mounted camera all-new PEUGEOT 208 offers the following lane keeping technologies :

**Active Lane Keeping Assistance (LKA) + Road Edge Detection:** (standard on all versions) a system that monitors longitudinal lane markings on the ground. If a deviation is detected across a lane marking, you are alerted by a flashing indicator on the digital instrument panel in the cabin.

In addition as soon as the system identifies a risk of accidentally crossing one of the marking lines detected on the ground, the steering is gradually corrected to keep the vehicle in lane, at speeds of over 40mph. For further peace of mind, road edge detection is also included to reduce the likelihood of the vehicle leaving the road in an accident.

**Lane Positioning Assist:** (standard on GT) linked to Adaptive Cruise Control with Stop and Go function. This intelligent system positions the car centrally with the middle of a lane, applying left and right trajectory corrections accordingly.



### Driver Attention Alert

**Driver Attention Alert:**

To help keep you alert behind the wheel, all-new PEUGEOT 208 features a two stage driver alert system for added safety on the road, comprising:

**Driver Attention Alert 3 (DAA3):** (standard from Allure onwards) controlled by a camera at the top of the windscreen designed to analyse the vehicles trajectory, this active system evaluates the vigilance of the driver at speeds of over 40mph.

By identifying deviations relative to the road markings, all-new PEUGEOT 208 is able to determine whether the vehicle's behaviour reflects a certain degree of driver drowsiness or inattention. If it is felt that the driver needs to take better care on the road a visual and audible alert will occur. If more than three instances occur, the driver will be advised to



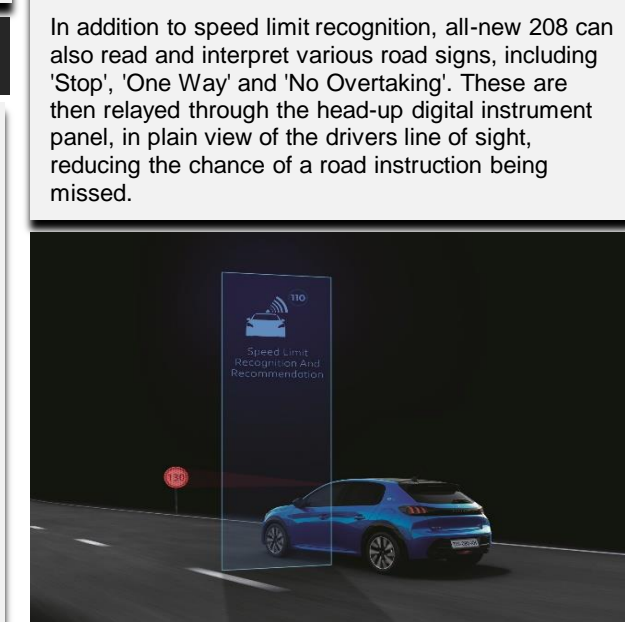
### Speed and Road Sign Recognition

**Speed Limit Recognition and Recommendation:** (Standard on all versions)

Using the windscreen mounted camera, all-new PEUGEOT 208 features speed limit sign recognition, leaving you in no doubt over the speed limit. Upon detecting a speed limit sign this information is read by the camera and displayed in colour on the head-up digital instrument panel.

In addition the driver also has the option to adapt their speed to the speed limit on the particular road via the vehicles cruise control stalk. The vehicle will then adjust its speed accordingly.

**Road Sign Recognition and Recommendation:** (Standard on all versions)



### PEUGEOT Smartbeam Assistance

**PEUGEOT Smartbeam Assistance:** (Standard from GT Line onwards)

PEUGEOT Smartbeam Assistance gives you one less thing to think about when driving at night. Controlled via a windscreen mounted camera, the system continuously analyses driving conditions, for instance the proximity of other vehicles.

PEUGEOT Smartbeam Assistance automatically switches headlights to full beam when conditions allow, allowing you to tap into the full potential of the full LED headlights.







### Connected 3D Navigation\*

**Connected 3D Navigation\*:** (Standard on GT)

Linked to the 10.0" high definition (HD) capacitive colour touchscreen, the system includes European mapping, 3D city mapping and voice recognition (for radio, navigation and telephone functions).

The system also includes a 3 year subscription^ to PEUGEOT Connect allowing an automatic, permanent connection to online navigation services (in partnership with TomTom®). Key features of PEUGEOT Connect include:

- **TomTom® Traffic:** Real-time updates on traffic conditions (traffic jams, road works) and suggested alternative routes.
- **Local Weather:** Displays forecasted weather conditions along the route.
- **Fuel Stations:** Displays nearby fuel stations and pricing.
- **Local search:** Access address and contact detail information for a point of interest.

### Mirror Screen®

**Mirror Screen®:** (Standard on all versions)

Allows the mirroring of a compatible smartphone screen to access the key functionality on the handset. Once paired functions are displayed on the 7.0" and 10.0" capacitive colour touchscreen systems. System features vary by provider/phone and can include navigation, text display, text reading, media functionality voice control. Mirror Screen® uses the following systems:

- **Apple CarPlay™**
- **Android Auto**
- **Mirror Link®**

\*For further information on Apple CarPlay™ and smartphone compatibility please visit : <https://www.apple.com/ios/carplay/>

For information on Android Auto and smartphone compatibility please visit : <https://www.android.com/auto/>



### Visio Park 1 and Full park assist

In addition to the rear parking sensors (Standard across the range), the all-new PEUGEOT 208 features the following driving assistance:


**Visio Park 1:** (Standard from GT Line),  
In addition to front and rear sensors the rear camera offers a variety of views including rear 'Grid' view, '180°' view, useful for reversing out of spaces and an 'Overhead' view making it easier when reversing near obstacles.

**Full Park Assist:** (Standard on GT),  
In addition to Visio Park 1, this pack includes fully automated parking assistance, taking care of steering, acceleration and gearbox functions for parallel and bay parking scenarios.

### Smartphone Charging Plate

**Smartphone Charging Plate:** (Standard from Allure)

Through the use of inductive charging technology a compatible device can be charged wirelessly whilst on the move. Operation is simple: just place your compatible smartphone on the charging area, once detected, battery charging begins. The device must be Qi-compatible, the very latest smartphones from iPhone, Google, HTC, LG, Microsoft, Motorola, Samsung and Sony feature this technology built in with no additional add-on required. For more information on this technology please visit the Qi website .





### Cielo Panoramic Glass Roof

**Cielo Panoramic Glass Roof:** (Optional from GT Line)

Enjoy the outside world with all-new PEUGEOT 208's optional Cielo panoramic glass roof. Bathing the cabin in natural light, the panoramic glass roof enhances the appearance of the all-new PEUGEOT 208.

A manual roller blind is also included.



\*Additional terms and conditions apply to connected services, including customer acceptance of location sharing prior to activation.  
^Subject to subscription – after you have taken delivery of your vehicle, please subscribe on: <https://services-store.peugeot.co.uk/>





**Front**

With a striking exterior design, all-new PEUGEOT 208 does not fail to make its presence known.

At the front bold details are everywhere to be seen. The sharp headlights, fitted with halogen (from Active level) or full LED technology (from GT Line level) echo the striking bodywork design. The commanding vertical LED daytime running lights that frame the front of the car with beautiful symmetry, taking inspiration from the PEUGEOT Instinct concept car. Adding further to the design, full LED headlights come with the distinctive 3-claw design.

Three prominent front grille designs are available according to version, chrome facets (from Active level), dark chrome chequered with gloss black edge trim (from GT Line level) and colour-coded chequered with gloss black edge trim (EV versions).

**Badging**

**Badging:**

The sculpted bonnet is headed by the '208' inscription, taking inspiration directly from the iconic PEUGEOT 504 & 504 Coupé.

The Lion is available with a different finish : chrome and brushed aluminium for the Petrol / Diesel versions or a special dichroic treatment on the EV which changes colour from different angles.

On the side the prominent shape of the C-pillar reminds us the golry days of 205. This link to our heritage is enhanced by the GT Line badging (Petrol/ Diesel versions) or the Monogram badging (EV versions) surrounded by a notch that reminds us the GTi badging of the 205.



GT Line badging

**Profile**

In profile the silhouette of all-new 208 comes to life, striking details include:

- Gloss black diamond roof (from GT Line) and door mirror shells that gives you this nice and sporty bi-tone effect.
- Dark tinted rear side and tailgate windows (from Allure) complete with gloss black window surround (from GT Line)
- Alloy wheels (depending on versions) range from 16" to 17", with a choice of finishes available (according to version) including intricate diamond cut and tinted varnish detailing. The sporty style is reinforced by the gloss black wheel arch extensions (fstandard on GT Line petrol & diesel versions; standard across all EV versions)



**LED Technology**

**Full LED Headlights:** (Standard from GT Line)

Full LED Headlights: Light Emitting Diode (LED) technology remains a rare feature in the car industry, with all-new PEUGEOT 208 however this is not the case. Full LED headlights feature from GT Line, allowing you to enjoy the following benefits:

- LED technology consumes considerably less energy to produce light, 50% less than halogen and 35% less than xenon technologies.
- LED technology offers a whiter light for improved visibility at night, the light is also more similar to daylight, leading to reduced driver eye fatigue, improving safety.
- LED technology requires no warm up time with instantaneous lighting response when compared to conventional halogen technologies.
- LED technology will last for the life of the car, compared to halogen technology with much shorter life expectancy.
- LED technology offers a very striking visual signature that perfectly complements the sharp exterior design.

In addition, LED lighting technology is also used for both braking and indicating functions.



Full LED Headlights and Striking LED Daytime Running Lights



**Rear**

At the rear, the flowing silhouette of all-new PEUGEOT 208 comes together beautifully with signature PEUGEOT design touches including:

Rear LED 'Claw Effect' lighting, available in a choice of two styles (according to version), a 'classic' style is available from Active level whilst a more 'dynamic' 3D design features from Allure trim level.

Gloss black rear cluster connecting strip incorporating the PEUGEOT lettering, framed by the rear light clusters, further enhances the distinctive rear design.

On Petrol/ Diesel, prominent exhaust pipes dependent on the trim level. As standard on GT Line a twin chrome exhaust system (on the right side) on every derivative as well as Allure trim level in conjunction with the 1.2L PureTech 130 EAT8 S&S model.

Rear bumper diffuser trim finished in gloss black (from Allure trim) adds further to the sports design.



Rear Full LED 3D Rear PEUGEOT Signature 'Claw Effect' Lights (with Scrolling 'Welcome Sequence' upon Unlocking the Vehicle)





Live the power of choice

**100% Electric vehicle:**

The all-new PEUGEOT 208 is available with a choice of petrol or diesel engines but is also available as an 100% electric vehicle.

The all-new PEUGEOT e-208 features the following key elements:

**TECHNICAL**

**Electric 50 kWh 136hp engine**

The all-new PEUGEOT e-208 offers a lively and stimulating drive thanks to its 100% electric engine. You benefit from immediate reactivity with 260Nm of torque from 0mph. The silent engine offers a serene drive without vibration.

**e-CMP platform**

The new e-CMP platform has been developed to incorporate a high voltage battery whilst preserving space on board and boot volume. Particular attention was given to weight reduction and balance to make sure the driving experience in the all-new PEUGEOT 208 is as rewarding as possible.

**Range:** 211miles WLTP

**Charging flexibility with 3 modes available:**

- **Domestic (AC):** 10A /3kWh from a regular socket, full charge in 24h (accessory cable needed)
- **Fast (AC):** 32A / 7kWh from a Wall Box, full charge in 7h30
- **Rapid (DC):** 100kWh from a dedicated public terminal, 80% charged in .30min

**USAGE**

**3 driving modes**

In the all-new PEUGEOT e-208 you will be able to chose between 3 driving modes:

- **Sport:** priority given to performance (0-60 in 8.1s)
- **Normal:** daily usage
- **Eco:** priority given to range

**2 braking modes**

The all-new PEUGEOT e-208 also benefits from 2 braking modes that helps you make the best of your range:

- **Moderate:** sensation similar to an ICE engine
- **Emphasised:** deceleration controlled with accelerator pedal

**Specific animations**

The all-new PEUGEOT e-208 features specific technological animations and menus on the touchscreen so that you can access easily all the information needed.

EV Services

**SERVICES**

**MyPeugeot App:**

- **Charge management:** Control, plan, launch and check the vehicle's charge remotely
- **Climate preset:** Remotely plan and control the heating or air conditioning in the interior of your car.
- **e-Coaching:** Consumption logs and statistics

**Home charging:**

The all-new PEUGEOT e-208 comes with a Mode 3 Type 2 cable as standard, which will charge the vehicle in 7.5 hours on a 7kW charging point. We recommend installing a wallbox at home and PEUGEOT will refer you to their specialist charging partner, who are fully approved for the £500 (or 75%) homecharge grant from government.

**Charging Pass:**

PEUGEOT will provide access to certain UK public charging points through a free subscription for an introductory period.



EV exterior styling

**The all-new PEUGEOT e-208 comes with distinctive and exclusive touches:**

A body coloured checkered front grille with gloss black edge trim.

The Lion logo featuring a specific dichroic treatment which changes colour from different angles depending on the exterior lighting.

The C-pillar comes with a specific 'e' monogram badging as well as the name of the car at the rear.



Electric 50 kWh 136hp engine



e-Common Modular Platform



Specific EV animations and menus on the colour touchscreen

Exterior styling

\*Additional terms and conditions apply to connected services, including customer acceptance of location sharing prior to activation, additional costs may apply



**All-new PEUGEOT 208 range: Options**

Standard	●
Optional	○
Unavailable	-

ACTIVE	ALLURE	GT LINE	GT	Basic RRP £ Excluding VAT	VAT @ 20%	Total RRP £ Including VAT
--------	--------	---------	----	------------------------------	-----------	------------------------------

**PAINT**

Faro Yellow	M02T	●	●	●	●	0.00	0.00	<b>0.00</b>
Bianca White (available on Petrol / Diesel versions only)	P0WP	○	○	-	-	229.17	45.83	<b>275.00</b>
Metallic paint	M0..	○	○	○	○	454.17	90.83	<b>545.00</b>
Special / pearlescent paint	M6../M5..	-	○	○	○	579.17	115.83	<b>695.00</b>

**SAFETY AND SECURITY**

Drive Assist Pack: Adaptive Cruise Control 30 (manual versions)	ZVCB	-	-	○	-	250.00	50.00	<b>300.00</b>
Drive Assist Pack Plus: Adaptive Cruise Control with Stop and Go (EAT8 versions) + Lane Positioning Assist	ZVCC	-	-	○**	●**	250.00	50.00	<b>300.00</b>

**COMFORT AND CONVENIENCE**

Semi Auto Park Assist (automatic gearbox)	WY45	-	-	○	-	208.33	41.67	<b>250.00</b>
Full Park Assist (automatic gearbox)	WY42	-	-	○	●	208.33	41.67	<b>250.00</b>
11 kW triphase On board charger (EV versions)**	LZ04	○	○	○	○	250.00	50.00	<b>300.00</b>

**INTERIOR FEATURES**

Seating: Nappa Mistral full grain leather seat trim with heating function (passenger and driver), electric adjustments and massage function (driver)	OP4H	-	○	○	-	1,166.67	233.33	<b>1,400.00</b>
--	------	---	---	---	---	----------	--------	-----------------

**CONNECTED 3D NAVIGATION SUBSCRIPTIONS**

10" capacitive colour touchscreen with Connected 3D Navigation: includes TomTom® Live updates (3 year subscription)**^	ZJ17	-	○	○	●	541.67	108.33	<b>650.00</b>
TomTom® Live services subscription – 3 years**^	N/A	-	○	○	○	0.00	0.00	<b>0.00</b>
TomTom® Live services subscription – 1 year extension (4 years total)**^	N/A	-	○	○	○	45.83	9.17	<b>55.00</b>
TomTom® Live services subscription – 3 year extension (6 years total)**^	N/A	-	○	○	○	104.17	20.83	<b>125.00</b>
SpeedCam / Danger Zones subscription – 1 year**^	N/A	-	○	○	○	57.50	11.50	<b>69.00</b>
SpeedCam / Danger Zones subscription – 3 years**^	N/A	-	○	○	○	115.83	23.17	<b>139.00</b>

**EXTERIOR FEATURES**

Cielo panoramic glass roof	OK01	-	-	○	○	416.67	83.33	<b>500.00</b>
----------------------------	------	---	---	---	---	--------	-------	---------------

\* Additional terms and conditions apply to connected services, including customer acceptance of location sharing prior to activation.

^ Subject to subscription – after you have taken delivery of your vehicle, please subscribe on: <https://services-store.peugeot.co.uk/>

\*\* Available in 2020

All-new PEUGEOT 208 range: Equipment

Standard	●
Optional	○
Not available	-

ACTIVE	ALLURE	GT LINE	GT
--------	--------	---------	----

**SAFETY AND SECURITY**

ABS (Anti-lock Braking System) with EBD (Electronic Braking Distribution) and EBA (Emergency Braking Assistance)	●	●	●	●
Airbags: Adaptive driver and front passenger airbags (includes passenger airbag deactivation function)	●	●	●	●
Airbags: Driver and front passenger side airbag	●	●	●	●
Airbags: Front and rear curtain airbags	●	●	●	●
Alarm (Thatcham category 1 approved)	●	●	●	●
Automatic door locking when moving off	●	●	●	●
Automatic hazard light activation upon heavy brake application	●	●	●	●
Child locking functionality on rear doors	●	●	●	●
Deadlocking	●	●	●	●
Electronic code immobiliser	●	●	●	●
ESP (Electronic Stability Programme) with Hill Start Assist	●	●	●	●
Front optimised safety headrests and rear retractable headrests (x3), height-adjustable.	●	●	●	●
Front three-point retractable seatbelts, with force limiters	●	●	●	●
Front and rear disc brakes	●	●	●	●
Gear Shift Indicator (manual version only)	●	●	●	-
Headlights left on audible warning	●	●	●	●
Isofix child seat fittings (x2) in the second row	●	●	●	●
Isofix child seat fittings - passenger seat	-	-	●	●
PEUGEOT Connect SOS and Assistance	●	●	●	●
Programmable cruise control and speed limiter	●	●	●	●
Drive Assist Pack: Adaptive cruise control (manual gearbox)	-	-	○	-
Drive Assist Pack Plus: Adaptive cruise control with Stop & Go function, Lane positioning assist (automatic gearbox)	-	-	○***	●***
Lane Keeping Assist	●	●	●	●
Speed limit recognition and recommendation	●	●	●	●
Active Safety Brake (pedestrians)	●	●	-	-
Active Safety Brake (Night function, cyclists, pedestrians)	-	-	●	●
Active blind spot monitoring	-	-	-	●
Driver attention warning	●	●	●	●
Seatbelt unfastened on the move audible and visual alert for front and rear seats	●	●	●	●
Space saver spare wheel (Petrol/ Diesel versions)	●	●	●	●
Puncture kit (EV versions)	●	●	●	●
Tyre pressure sensors	●	●	●	●
Exterior temperature indicator with ice warning	●	●	●	●

**COMFORT AND CONVENIENCE**

Manual air conditioning	●	-	-	-
Automatic dual zone climate control	●*	●	●	●
Pre-heating functionality (EV versions)	●	●	●	●
Low centre console	●	-	-	-
High centre console with 2 cup holders	●*	●	●	●
Central front armrest with storage compartment	●*	●	●	●
Electric and heated door mirrors	●	-	-	-
Electric, heated and power folding door mirrors	-	●	●	●
Manual rear view mirror	●	-	-	-
Electrochrome rear view mirror	-	●	-	-
Frameless Electrochrome rear view mirror	-	-	●	●
Manual parking brake	●	-	-	-
Electric parking brake	●*	●	●	●
7 kW monophase On board charger (EV versions)	●	●	●	●
Mode 3 type 2 cable for Wallbox charging (EV versions)	●	●	●	●
Electric power steering with reach and rake adjustable steering column	●	●	●	●
Front windscreen wiper with "Magic Wash" cleaning system	●	●	●	●

\* Available on EV versions only  
 \*\* Linked to 10" capacitive colour touchscreen  
 \*\*\* Available in 2020

ACTIVE	ALLURE	GT LINE	GT
--------	--------	---------	----

Map pockets on front seat backs	●	●	●	●
Multifunction trip computer	●	●	●	●
One-touch electric front windows with pinch protection	●	●	●	●
Manual rear windows	●	-	-	-
One-touch electric rear windows with pinch protection	-	●	●	●
Parking sensors - rear	●	●	-	-
Parking sensors - front and rear	-	-	●	●
Visio Park 1: 180° Colour Reversing Camera	-	-	●	●
Semi Auto Park Assist (manual gearbox)	-	-	○	-
Full Park Assist (automatic gearbox)	-	-	○	●
PEUGEOT i-Cockpit®: compact steering wheel	●	●	●	●
PEUGEOT i-Cockpit®: 7.0" capacitive colour touchscreen	●	●	●	-
PEUGEOT i-Cockpit®: 10.0" capacitive colour touchscreen	-	○	○	●
PEUGEOT i-Cockpit® with 3.5" instrument panel display	●	-	-	-
PEUGEOT 3D i-Cockpit®: Configurable 3D head-up instrument panel	-	●	●	●
Push button start	●	●	●	●
Tailgate with heated rear windscreen & wiper blade	●	●	●	●
Rear windscreen wiper triggered automatically in reverse gear	●	●	●	●
Dark tinted rear side and tailgate windows	-	●	●	●

**INTERIOR FEATURES**

Lime green contrast stitching to armrest, front centre console, door panels and dashboard fascia	-	-	●	●
8-colour personalisable ambient lighting	-	-	●	●
Dashboard, front and rear door panel finish: Carbon effect	●	●	●	●
Front and rear carpet mats in black with lime green stitch detail (Petrol / Diesel versions)	-	-	●	-
Front and rear carpet mats in black with specific detailing (EV versions)	-	-	●	●
Gear lever- automatic in full grain leather and satin chrome	●	●	●	●
Gear lever - manual in satin chrome (6 speed gearbox)	●	●	●	-
Front interior light with reading spotlights (x2)	●	●	-	-
Front LED interior light with reading spotlights (x2) and rear LED interior light with timer	-	-	●	●
Leather steering wheel	●	●	-	-
Mistral full-grain perforated leather steering wheel with Aikinite stitch detail and satin chrome 'GT' emblem	-	-	●	●
Pedals and foot rest: aluminium	-	-	●	●
Stainless steel door sill scuff plates	-	-	●	●
'Piano' keys: Gloss black plated toggle switches to access main functions of the vehicle	●	●	●	●
'Piano' keys: Gloss black plated toggle switches to access touchscreen functions **	-	○	○	●
Roof lining - Light Grey	●	●	-	-
Roof lining - Mistral black	-	-	●	●
Seating: driver and front passenger seat manual adjustment (longitudinal and back rest angle)	●	●	●	●
Seating: driver seat mechanical height adjustment	●	●	-	-
Seating: driver and front passenger seat mechanical height adjustment	-	-	●	●
Seating: - 1/3 - 2/3 folding rear seat	●	●	●	●
Seating: driver and front passenger comfort seats	●	●	-	-
Seating: driver and front passenger sport seats	-	-	●	●
Seating: Tri-material 'Pneuma' and 'Rimini' cloth seat trim with orange double stitch detail	●	-	-	-
Seating: Tri-material 'Cozy' leather effect and 'Isabella' cloth seat trim with light blue double stitch detail	-	●	-	-
Seating: Tri-material 'Capy' leather effect and 'Isabella' cloth seat trim with lime green double stitch detail	-	-	●	-
Seating: Tri-material grey Alcantara® and 'Isabella' cloth seat trim with lime green and blue stitch detail	-	-	-	●
Seating: Front heated seats (x2)	-	-	-	●
Seating: Nappa full grain leather seat trim with 'Asphalt' double stitch detail, Front heated seats, Driver seat multi-way electric adjustment (includes electric lumbar adjustment), Driver seat multi-point massage function	-	○	○	○



**All-new PEUGEOT 208 range: Equipment**

Standard	●
Optional	○
Not available	-

ACTIVE	ALLURE	GT LINE	GT
--------	--------	---------	----

**IN CAR ENTERTAINMENT**


Bluetooth® telephone facility	●	●	●	●
DAB Radio (Digital Audio Broadcasting)	●	●	●	●
Mirror Screen*: (Apple CarPlay™, Android Auto and MirrorLink®)	●	●	●	●
Smartphone docking station	●	●	●	●
Smartphone charging plate	-	●	●	●
USB Socket (x1) front	●	-	-	-
USB Socket (x2) front including 1 USB-C	●*	●	●	●
USB Socket (x2) rear	●*	●	●	●
Voice recognition (radio, navigation and telephony features)	●	●	●	●
6-Speaker radio, MP3 compatible	●	●	●	●
12 V socket	●	●	●	●

**EXTERIOR FEATURES**

Body-colour exterior door handles	●	●	●	●
Door mirror shells: Colour coded	●	●	-	-
Door mirror shells: Nera Black	-	-	●	●
Gloss black B pillar	-	●	●	●
Gloss black window surround	-	-	●	●
Gloss black wheel arch extensions	●*	●*	●	●
Gloss black rear cluster connecting strip	●	●	●	●
GT Line model designation badging on tailgate	-	-	●	●
GT Line model designation badging on C pillar	-	-	●	-
Dichroic badging including front lion, 'e' monogram on C pillar and tailgate (EV versions)	●	●	●	●
Model designation badges front and rear	●	●	●	●
Radiator grille: Chrome chequered	●	●	-	-
Radiator grille: Dark chrome chequered and gloss black edge trim	-	-	●	●
Radiator grille: body-colour chequered and gloss black edge trim (EV versions)	●	●	●	●
Rear bumper with gloss black finish	-	●	●	●
Rear lower bumper gloss black 'diffuser effect' trim	-	●**	●	●
Exhaust pipe: twin chrome right hand side (Petrol / Diesel versions)	-	●**	●	-
Diamond Black roof	-	-	●	●
Diamond black rear spoiler (available with manual gearbox and Electric versions)	●	●	●	●
Extended diamond black rear spoiler (available on Automatic versions)	●	●	●	-
16" 'Taksim' alloy wheels (Petrol / Diesel versions)	●	-	-	-
16" 'Plaka' steel wheels (EV versions)	●	-	-	-
17" 'Jordaan' diamond cut alloy wheels (Petrol / Diesel versions)	-	●	-	-
16" 'Elborn' alloy wheels (EV versions)	-	●	-	-
17" 'Camden' diamond cut two tone alloy wheels (Petrol / Diesel versions)	-	-	●	-
17" 'Shaw' diamond cut two tone alloy wheels (EV versions)	-	-	●	●

**LIGHTING AND VISIBILITY**

Halogen headlights	●	●	-	-
Full LED headlights with Smartbeam Assist	-	-	●	●
LED daytime running lights with distinctive 'Tooth' design	●	●	-	-
LED daytime running lights: 3-Claw Headlight with distinctive 'Tooth' design	-	-	●	●
LED side indicator lights integrated into door mirrors	-	-	●	●
Rear numberplate lights (x2)	●	●	●	●
Rear full LED 3D PEUGEOT signature 'Claw Effect' lights (with daylight function)	-	●	●	●
Rear reversing lights	●	●	●	●
Visibility pack: automatic lights	●	●	●	●
Visibility pack: automatic windscreen wipers	●*	●	●	●
Visibility pack: 'follow me home' headlights	●	●	●	●



\* Available on EV versions only  
 \*\* Available with PureTech 130 S&S EAT8 only



		Active		Allure		GT Line		GT
		208	e-208	208	e-208	208	e-208	e-208
<b>SOLID PAINT</b>								
<b>Bianca White</b>	POWP	○	-	○	-	-	-	-
<b>METALLIC PAINT</b>								
<b>Faro Yellow</b>	M02T	●	●	●	●	●	●	●
<b>Cumulus Grey</b>	M0F4	○	○	○	○	○	○	○
<b>Nimbus Grey</b>	M0VL	○	-	○	-	○	-	-
<b>Nera Black</b>	M09V	○	○	○	○	○	○	○
<b>SPECIAL / PEARLESCENT PAINT</b>								
<b>Elixir Red</b>	M5VH	-	-	○	○	○	○	○
<b>Vertigo Blue</b>	M6SM	-	-	○	○	○	○	○
<b>Pearlescent White</b>	M6N9	-	-	○	○	○	○	○



Faro Yellow



Bianca White



Cumulus Grey



Nimbus Grey



Nera Black



Elixir Red



Vertigo Blue




Pearlescent White

	ACTIVE	ALLURE		GT LINE		GT
	208 / e-208	208 / e-208	208	208 / e-208	208	e-208
<b>Upholstery</b>	Tri-material 'Pneuma' and 'Rimini' cloth seat trim	Tri-material 'Cozy' leather effect and 'Isabella' cloth seat trim	Nappa Mistral full grain leather seat trim	Tri-material 'Capy' leather effect and 'Isabella' cloth seat trim	Nappa Mistral full grain leather seat trim	Tri-material grey Alcantara® and 'Isabella' cloth seat trim
<b>Trim code</b>	OPA5	OPA6	OP4H	OPA7	OP4H	OP2A
<b>Top-stitching</b>	Orange	Light Blue	Charcoal Grey	Lime Green	Charcoal Grey	Lime Green and Light Blue
<b>Seat Trim Availability</b>	●	●	○	●	○	●




Tri-material 'Pneuma' and 'Rimini' cloth seat trim



Tri-material 'Cozy' leather effect and 'Isabella' cloth seat trim



Nappa Mistral full grain leather seat trim



Tri-material 'Capy' leather effect and 'Isabella' cloth seat trim



Tri-material grey Alcantara® and 'Isabella' cloth seat trim



Nappa Mistral full grain leather  
(Optional on ICE Allure and GT Line)

### Seating

Front Seating: The front seats on all-new PEUGEOT 208 have been developed to provide heightened sensations of comfort and support, enlivened with a touch of sportiness.

This brief has resulted in seating that will make every journey, no matter the distance, an absolute pleasure. Front seats benefit from the following features (according to trim level):

- Electric multi-way adjustment: (height, longitudinal, seat back angle and seat cushion angle). Due to the additional parts required an electric seat naturally sits higher than a manual seat. As such head room may be reduced. **Optional on ICE Allure and GT Line**
- Heating function: with 3 pre set temperatures, (includes heating elements in the seat base and back rest), **Optional on ICE Allure and GT Line**
- Multi-point massage function: with eight-pocket pneumatic technology to provide a luxurious massage, with five different massagetypes. **Optional on ICE Allure and GT Line**
- Driver seat memory: memorises driver seat and door mirrors positions for up to two people. **Optional on ICE Allure and GT Line**
- Electric lumbar adjustment: offers optimum back support for driver and front passenger (driver only on Active). **Optional on ICE Allure and GT Line**
- Nappa Mistral full grain leather trim: high grade, soft leather trim with intricate charcoal grey stitching. For added comfort, the leather trim has increased cushioning, as such head room may be slightly reduced. **Optional on ICE Allure and GT Line**



Eight Pocket Multi-point Massage Function

(Optional on ICE Allure and GT Line)



	ACTIVE		ALLURE		GT LINE		GT
	208	e-208	208	e-208	208	e-208	e-208
16" 'Taksim' alloy wheels	●	-	-	-	-	-	-
16" 'Plaka' steel wheels	-	●	-	-	-	-	-
17" 'Jordaan' diamond cut alloy wheels	-	-	●	-	-	-	-
16" 'Elborn' alloy wheels	-	-	-	●	-	-	-
17" 'Camden' diamond cut two tone alloy wheels	-	-	-	-	●	-	-
17" 'Shaw' diamond cut two tone alloy wheels	-	-	-	-	-	●	●



16" 'Taksim' alloy wheels

16" 'Plaka' steel wheels

17" 'Jordaan' diamond cut alloy wheels

16" 'Elborn' alloy wheels

17" 'Camden' diamond cut two tone alloy wheels

17" 'Shaw' diamond cut two tone alloy wheels

		Petrol				Diesel	
		1.2L PureTech 75 S&S 5-speed manual	1.2L PureTech 100 S&S 6-speed manual	1.2L PureTech 100 EAT8 S&S 8-speed automatic	1.2L PureTech 130 EAT8 S&S 8-speed automatic	1.5L BlueHiDi 100 6-speed manual	
DRIVETRAIN	Fuel type	Petrol	Petrol	Petrol	Petrol	Diesel	
	Stop and Start functionality	●	●	●	●	●	
	Cubic capacity (cc)	1199	1199	1199	1199	1499	
	Maximum power bhp (Kw)	74 (55) @ 5750	100 (75) @ 5500	100 (75) @ 5500	TBC	100 (75) @ 3500	
	Maximum torque lb/ft (Nm)	87 (118) @ 2750	151 (205) @ 1750	151 (205) @ 1750	TBC	184 (250) @ 1750	
	5-speed manual	●					
	6-speed manual		●			●	
	1-speed automatic						
BRAKES	8-speed automatic			●	●		
	Front and rear discs	●	●	●	●	●	
SUSPENSIONS AND TYRES	Front suspension	Pseudo MacPherson					
	Rear suspension	De-formable Crossmember					
	Size - 16" tyres	195/55 R16					
	Size - 17" tyres	205/45 R17					
REGULATED EMISSIONS	Carbon monoxide (mg/km)	TBC	380.5	395	208.7	85.9	
	Total hydrocarbons (mg/km)	TBC	19.1	25.6	19.9	/	
	Nitrogen Oxides (mg/km)	TBC	16.7	22.2	26	39.8	
	Total Hydrocarbons + Nitrogen Oxides (mg/km)	TBC	/	/	/	62.6	
	Particulate Matter (mg/km)	TBC	0.37	0.56	0.42	0.52	
PERFORMANCE	Maximum speed (mph)	102	117	117	129	117	
	Acceleration 0-62 mph driver only (sec)	13.2	9.9	10.8	8.7	10.2	
FUEL CONSUMPTION INFORMATION	WLTP V. Low / V. High Fuel Consumption	Fuel Consumption: Low MPG (litres/100km).^	TBC	41.1 - 37.4 (6.9 - 7.6)	40.2 - 36.3 (7.0 - 7.8)	40.8 - 37.8 (6.9 - 7.5)	62.4 - 55.2 (4.5 - 5.1)
		Fuel Consumption: Medium MPG (litres/100km).^.	TBC	49.7 - 44.3 (5.7 - 6.4)	49.6 - 44.5 (5.7 - 6.3)	51.4 - 46.7 (5.5 - 6.1)	75.0 - 64.3 (3.8 - 4.4)
		Fuel Consumption: High MPG (litres/100km).^.	TBC	61.4 - 53.7 (4.6 - 5.3)	57.6 - 50.9 (4.9 - 5.5)	61.5 - 53.7 (4.6 - 5.3)	83.3 - 70.1 (3.4 - 4.0)
		Fuel Consumption: Extra-High MPG (litres/100km).^*	TBC	54.6 - 46.8 (5.2 - 6.0)	49.9 - 42.8 (5.7 - 6.6)	50.6 - 43.9 (5.6 - 6.4)	65.1 - 54.9 (4.3 - 5.1)
		Fuel Consumption: Combined MPG (litres/100km).^.*	TBC	53.0 - 46.6 (5.3 - 6.1)	50.3 - 44.3 (5.6 - 6.4)	51.9 - 46.0 (5.4 - 6.1)	71.4 - 60.8 (4.0 - 4.6)
Carbon Dioxide (CO2) emissions Combined (g/km)**		93 - 98	96 - 102	97 - 104	101 - 108	84 - 92	
VEHICLE WEIGHT INFORMATION (KG)	Gross vehicle weight	1510	1595	1625	1630	1645	
	Mass in service	TBC	1216	1224	1272	1228	
	Kerb weight	980	1090	1090	1158	1090	
	Gross train weight	2010	2795	2825	2830	2845	
	Maximum braked trailer weight	500	1200	1200	1200	1200	
	Maximum tow ball weight	TBC	55	55	55	55	
INSURANCE CODES	Active	TBC	TBC	TBC	-	TBC	
	Allure	-	TBC	TBC	TBC	TBC	
	GT Line	-	TBC	TBC	TBC	TBC	
	GT	-	-	-	-	-	

**Estimated data, provided for information only and subject to approval.**

All-new PEUGEOT 208 is currently undergoing homologation testing. Once completed, official Fuel Consumption in MPG (l/100km) and electric range will be provided. CO2 figures and OTR pricing shown above are for a standard vehicle without any additional optional equipment.

The fuel consumption you achieve, and CO2 produced, in real world conditions will depend upon a number of factors: including the accessories fitted (post registration), variations in weather, driving styles and vehicle load. There is a new test (WLTP\*) used to measure fuel consumption or electric range and CO2 figures. The CO2 figures shown are NEDC equivalent, calculated using EC correlation tool which converts WLTP figures to NEDC figures, however, these NEDCeq figures are based on the outgoing test cycle (NEDC\*\*) and will be used to calculate tax for first registration.

Figures shown are for comparability purposes; you should only compare fuel consumption and CO2 figures with other vehicles tested using the same technical standard.

\*WLTP - Worldwide harmonised Light vehicles Test Procedure. \*\*NEDC New European Driving Cycle - Estimated data, provided for information only and subject to approval

^ 'LOW': Low speed city driving, representative of city centre driving, maximum 35mph.

^^ 'MEDIUM': Medium speed town driving, representative of town or suburban driving, maximum 50mph.

^^^ 'HIGH': High speed rural driving, representative of A-road or dual carriageway driving, maximum 60mph.

^^^\* 'EXTRA HIGH': Extra High speed motorway driving, representative of a typical European motorway, maximum 81mph.

^^^\* 'COMBINED': A mixed journey average of all elements

Figures quoted reflect a range of configurations (including non-UK market vehicles) and are subject to changes resulting from ongoing product development, range evolutions, testing and evaluations.



		Electric	
		Electric 50 kWh 136	
DRIVETRAIN	Fuel type	Electric	
	Stop and Start functionality	-	
	Cubic capacity (cc)	-	
	Maximum power bhp (Kw)	136 (100)	
	Maximum torque lb/ft (Nm)	192 - 221 (260-300)	
	5-speed manual		
	6-speed manual		
	1-speed automatic	•	
8-speed automatic			
BRAKES	Front and rear discs	•	
SUSPENSIONS AND TYRES	Front suspension	Pseudo MacPherson	
	Rear suspension	Panhard bar rear train	
	Size - 16" tyres	195/55 R16	
	Size - 17" tyres	205/45 R17	
REGULATED EMISSIONS	Carbon monoxide (mg/km)	TBC	
	Total hydrocarbons (mg/km)	TBC	
	Nitrogen Oxides (mg/km)	TBC	
	Total Hydrocarbons + Nitrogen Oxides (mg/km)	TBC	
	Particulate Matter (mg/km)	TBC	
PERFORMANCE	Maximum speed (mph)	93	
	Acceleration 0-62 mph driver only (sec)	8.1	
FUEL CONSUMPTION INFORMATION	WLTP V. Low / V. High Fuel Consumption	Fuel Consumption: Low MPG (litres/100km).^	/
		Fuel Consumption: Medium MPG (litres/100km).^.	/
		Fuel Consumption: High MPG (litres/100km).^.	/
		Fuel Consumption: Extra-High MPG (litres/100km).^*	/
		Fuel Consumption: Combined MPG (litres/100km).^.	/
Carbon Dioxide (CO2) emissions Combined (g/km)**		0	
VEHICLE WEIGHT INFORMATION (KG)	Gross vehicle weight	1918	
	Mass in service	TBC	
	Kerb weight	1455 - 1483	
	Gross train weight	1918	
	Maximum braked trailer weight	/	
	Maximum tow ball weight	/	
INSURANCE CODES	Active	TBC	
	Allure	TBC	
	GT Line	TBC	
	GT	TBC	

**Estimated data, provided for information only and subject to approval.**

All-new PEUGEOT 208 is currently undergoing homologation testing. Once completed, official Fuel Consumption in MPG (l/100km) and electric range will be provided. CO2 figures and OTR pricing shown above are for a standard vehicle without any additional optional equipment.

The fuel consumption you achieve, and CO2 produced, in real world conditions will depend upon a number of factors: including the accessories fitted (post registration), variations in weather, driving styles and vehicle load. There is a new test (WLTP\*) used to measure fuel consumption or electric range and CO2 figures. The CO2 figures shown are NEDC equivalent, calculated using EC correlation tool which converts WLTP figures to NEDC figures, however, these NEDCeq figures are based on the outgoing test cycle (NEDC\*\*) and will be used to calculate tax for first registration.

Figures shown are for comparability purposes; you should only compare fuel consumption and CO2 figures with other vehicles tested using the same technical standard.

\*WLTP - Worldwide harmonised Light vehicles Test Procedure. \*\*NEDC New European Driving Cycle - Estimated data, provided for information only and subject to approval

^ 'LOW': Low speed city driving, representative of city centre driving, maximum 35mph.

^^ 'MEDIUM': Medium speed town driving, representative of town or suburban driving, maximum 50mph.

^^^ 'HIGH': High speed rural driving, representative of A-road or dual carriageway driving, maximum 60mph.

^^ 'EXTRA HIGH': Extra High speed motorway driving, representative of a typical European motorway, maximum 81mph.

^^^ 'COMBINED': A mixed journey average of all elements

Figures quoted reflect a range of configurations (including non-UK market vehicles) and are subject to changes resulting from ongoing product development, range evolutions, testing and evaluations.



**EXTERNAL DIMENSIONS**

Length (mm)	4055
Width (mm)	1745
Height (mm)	1430
Wheelbase (mm)	2540
Front / rear overhang (mm)	825 / 690
Front / rear track width (mm)	15000

**EXTERNAL DIMENSIONS FOR PARKING**

Width with front / rear doors open (mm)	3611 / 2989
Width with door mirrors open / folded (mm)	1960 / 1755

**INTERNAL DIMENSIONS**

Number of seats	5
Front / rear elbow room (mm)	1382 / 1350
Front / rear shoulder room (mm)	1360 / 1319
Front / rear head room (mm) *	886 / 857


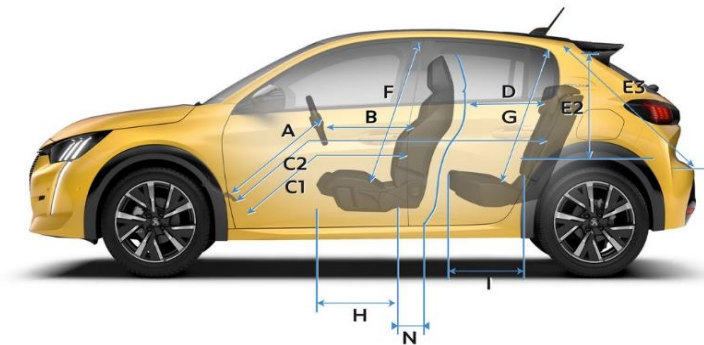


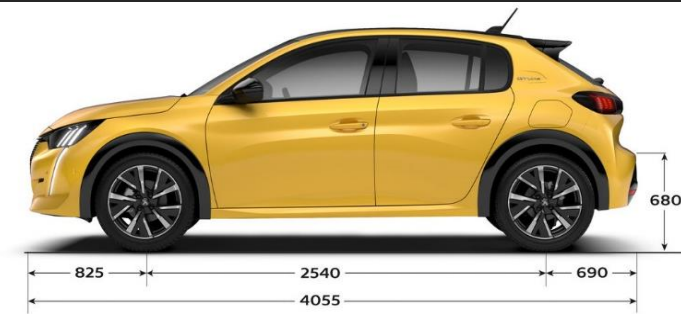
**BOOT, STORAGE & FUEL TANK**

Length with rear seat back up (mm)	674
Width between wheel housings (mm)	1018
Min. boot volume (litres)	311
Max. boot volume (litres)	1106
Fuel tank capacity (litres)	44 in Puretech / 41 in BlueHDi

\* Value with optional panoramic glass roof



265 dm3 VDA 210 / 311 Litres



A	720	
B	640	
C1	885	
C2	1697	
D	812	
E	674	
E1	1018	
E2	536	
E3	749	
F	886	Panoramic sunroof
G	857	
H	563	
I	541	
J	1360	
K	1382	
L	1319	
M	1350	
N	239	

A



**PEUGEOT offer two levels of Service Contract:****PEUGEOT Service Plans****What's included:**

- PEUGEOT Service Plans offer complete assurance that all your servicing costs will be completely covered for the duration of the plan
- We offer PEUGEOT Service Plans for up to five years with many mileage options
- One-off up front or monthly direct debit payment options available
- All packages are affordable and inflation proof, which means they will remain at a fixed cost for the duration of the plan.

**Monthly price examples\*:**

## All-new 208

<b>36 Months / 30,000 Miles</b>	<b>48 Months / 40,000 Miles</b>	<b>60 Months / 50,000 Miles</b>
£12.53 per month	£16.13 per month	£16.74 per month

## All-new e-208

<b>36 Months / 30,000 Miles</b>	<b>48 Months / 40,000 Miles</b>	<b>60 Months / 50,000 Miles</b>
£8.05 per month	£11.88 per month	£12.34 per month

\* Price examples based on an annual mileage of 10,000 per annum

A PEUGEOT Service Plan can be purchased up to 12 months after registration date. The prices quoted above are indicative, for a bespoke quote please contact your local PEUGEOT Dealer. If the plan is taken out after the date of registration an additional payment will be required to cover this starting period. Any normal wear and tear maintenance work such as replacement of tyres, brake pads, brake discs, clutches, shock absorbers, wipers, batteries, bulbs, silencer, exhausts and windscreens are excluded. Servicing must be carried out by a PEUGEOT Authorised Repairer in the UK. PEUGEOT Motor Company reserve the right to change, amend or withdraw this product at any time.

**Extended PEUGEOT Assistance\*****What's included: Extension of your PEUGEOT Assistance Cover**

- Offers you the opportunity to extend PEUGEOT Assistance up to a further two years
- Cover includes:
  - PEUGEOT Assistance from Home
  - PEUGEOT Roadside Assistance
  - PEUGEOT Recovery
  - PEUGEOT Onward Travel
  - PEUGEOT European Cover

\* Excludes non-vehicle induced faults

To find out about extending your PEUGEOT Assistance cover, call 0800 294 0294





All PEUGEOT models equipped with BlueHDi engine technology are fitted with SCR technology (Selective Catalytic Reduction) and particulate filtration to treat exhaust gases.

### How Does the Process Work?

The process specifically targets the pollutants of diesel combustion, removing hydrocarbons and carbon monoxide, reducing nitrogen oxides by up to 90% and eliminating 99.9% of particulates.

This occurs during a three stage process:

- Stage One - the oxidation catalytic converter eliminates the hydrocarbons (HC) and the carbon monoxide (CO), transforming them into water (H<sub>2</sub>O) and carbon dioxide (CO<sub>2</sub>)
- Stage Two - the SCR (Selective Catalytic Reduction) transforms the nitrogen oxides (NO<sub>x</sub>) into water (H<sub>2</sub>O) and nitrogen (N<sub>2</sub>), which is the main constituent of air (78%), due to the addition of AdBlue® (mixture of urea and water)
- Stage Three - the Particulate Emission Filter eliminates 99.9% of the particulates by number, leaving just harmless water (H<sub>2</sub>O) and nitrogen (N<sub>2</sub>) gases to be emitted from the exhaust



To allow treatment of nitrogen oxides (NO<sub>x</sub>) emissions, PEUGEOT passenger cars powered by BlueHDi engine technology are fitted with a separate AdBlue® tank to hold the solution. In most instances this tank is around 17 litres in size. AdBlue® like fuel and screenwash is treated as a consumable and must be kept regularly topped up. Various factors can affect consumption of AdBlue® including but not limited to driving style, weight carried in the vehicle and environmental factors.

PEUGEOT Model	AdBlue® Tank Size	Tank Location	Top Up Required
All-new 508	17 litres	Drivers side, under fuel filler cap	Around 3,500 miles / after 7 fuel fill-ups

### Topping Up AdBlue®

To prevent your PEUGEOT running out of the AdBlue® additive the car is fitted with a low level detection facility, just as would be the case with fuel. A series of notifications are available but where the AdBlue® range exceeds 1,500 miles (2,400 km), no information range is automatically displayed.



- Remaining range between 1,500 and 500 miles (2,400 and 800 km): When switching on the ignition, the orange warning lamp (as shown on the left) comes on for about thirty seconds, accompanied by the display of a message ("Top up AdBlue: Starting prevented in x miles/km") indicating the remaining range expressed in miles or kilometres. The reserve level has been reached; it is recommended that you top up as soon as possible



- Remaining range between 500 and 62 miles (800 and 100 km): When switching on the ignition, this warning lamp comes on, accompanied by an audible signal (1 beep) and the display of a message (e.g. "Top up AdBlue: Starting impossible in x miles") indicating the remaining range expressed in miles or kilometres. When driving, the audible signal and the message display are triggered every 62 miles (100 km) until the level is topped up. It is essential to top up as soon as possible and before the tank is completely empty; otherwise it will not be possible to restart the engine after the next stop



- Remaining range less than 350 miles (100 km): When driving, the audible signal and the message display are triggered every 6 miles (10 km) until the AdBlue tank is topped up. It is essential to top up as soon as possible and before the tank is completely empty; otherwise it will not be possible to restart the engine after the next stop.

### Important Points

- If your vehicle's AdBlue® tank is completely empty – which is confirmed by the alert messages and the impossibility of starting the engine - you must add at least 5 litres of AdBlue® solution
- Never pour AdBlue® into the Diesel fuel tank
- If any AdBlue® is splashed, or if there are any spillages on the side of the body, rinse immediately with cold water or wipe with a damp cloth
- If the fluid has crystallised, clean it off using a sponge and hot water
- Keep AdBlue® out of the reach of children, in its original container
- Never store AdBlue® containers in your vehicle
- Use only AdBlue® fluid that meets the ISO 22241 standard
- Never transfer AdBlue® to another container: it would lose its purity
- Never dilute AdBlue® with water
- Important: in the event of a top-up after an AdBlue® breakdown, you must wait about five minutes before switching on the ignition, without opening the driver's door, unlocking the vehicle or bringing the electronic key into the passenger compartment.





## Manufacturers Recommended Retail Price On The Road

The On the Road MRRP featured includes the following from April 2019:

Tax band	CO2 (g/km)	First Year VED (Petrol)	First Year VED (Diesel)	Annual Tax	First Reg fee	Delivery Charge	VAT @ 20% on Delivery	Total OTR Costs (Petrol)	Total OTR Costs (Diesel)
A	0	£0.00	£0.00	£0.00	£55.00	£583.33	£116.67	<b>£755.00</b>	<b>£755.00</b>
B	1-50	£10.00	£25.00	£145.00	£55.00	£583.33	£116.67	<b>£765.00</b>	<b>£780.00</b>
C	51-75	£25.00	£110.00	£145.00	£55.00	£583.33	£116.67	<b>£780.00</b>	<b>£865.00</b>
D	76-90	£110.00	£130.00	£145.00	£55.00	£583.33	£116.67	<b>£865.00</b>	<b>£885.00</b>
E	91-100	£130.00	£150.00	£145.00	£55.00	£583.33	£116.67	<b>£885.00</b>	<b>£905.00</b>
F	101-110	£150.00	£170.00	£145.00	£55.00	£583.33	£116.67	<b>£905.00</b>	<b>£925.00</b>
G	111-130	£170.00	£210.00	£145.00	£55.00	£583.33	£116.67	<b>£925.00</b>	<b>£965.00</b>
H	131-150	£210.00	£530.00	£145.00	£55.00	£583.33	£116.67	<b>£965.00</b>	<b>£1,285.00</b>
I	151-170	£530.00	£855.00	£145.00	£55.00	£583.33	£116.67	<b>£1,285.00</b>	<b>£1,610.00</b>
J	171-190	£855.00	£1,280.00	£145.00	£55.00	£583.33	£116.67	<b>£1,610.00</b>	<b>£2,035.00</b>
K	191-225	£1,280.00	£1,815.00	£145.00	£55.00	£583.33	£116.67	<b>£2,035.00</b>	<b>£2,570.00</b>
L	226-255	£1,815.00	£2,135.00	£145.00	£55.00	£583.33	£116.67	<b>£2,570.00</b>	<b>£2,890.00</b>
M	Over 255	£2,135.00	£2,135.00	£145.00	£55.00	£583.33	£116.67	<b>£2,890.00</b>	<b>£2,890.00</b>

VAT is calculated at 20%

VAT is not applicable to cars sold in the Channel Islands

## PEUGEOT 3 Years of Warranty

All vehicles first registered in the UK and purchased from a UK PEUGEOT Dealer benefit from a PEUGEOT 2 year unlimited mileage manufacturer's warranty and a free optional additional 1 year of warranty provided by the PEUGEOT Dealer Network in the UK.

## PEUGEOT Assistance

All new PEUGEOTs come with PEUGEOT Assistance, our breakdown assistance service.

PEUGEOT Assistance is available every minute of the day and night; 365 days of the year, for you and anyone else driving your PEUGEOT with your permission.

Full details are available at [www.peugeot.co.uk](http://www.peugeot.co.uk)

## Terms and Conditions

All information and prices correct at time of publication, but are subject to change at any time without prior notice (which may occur as a result of matters including, but not limited to, any changes in legislation and/or any changes by the government).

It is our policy to continually improve our vehicles in every way. To avoid any misunderstandings you are advised to check with your PEUGEOT Dealer the prices, specification (including colour), equipment, accessories and equipment relating to any PEUGEOT vehicle and the exact cost and availability prior to ordering.

Where a feature is described as an option in this publication it should be assumed that it is at extra cost unless specifically stated otherwise.

Issued by Sales and Marketing, PEUGEOT Motor Company PLC, Pinley House, Sunbeam Way, Coventry CV3 1ND.





PEUGEOT