



ALL-NEW PEUGEOT 508 SW



PEUGEOT





PEUGEOT has always honoured a high-quality and inventive French manufacturing tradition. Today more than ever, PEUGEOT is harnessing all of its energy to design elegant vehicles that deliver a sensory experience and take driving to a whole new level.

From ergonomics and materials to connectivity, we have meticulously worked on each detail to bring you our most intuitive driving experience.

- 04 PEUGEOT 508 SW GT
- 08 PEUGEOT i-Cockpit®
- 10 PEUGEOT 508 SW GT LINE
- 14 New light signature
- 16 PEUGEOT 508 SW ALLURE
- 20 Opening glass roof and frameless doors

- 22 INTERIOR DESIGN
- 24 Connectivity, comfort, storage and storage
- 30 ROAD PERFORMANCE
- 34 Technology and driver assistance systems
- 38 Engines and efficiency
- 42 CUSTOMISATION



ALL-NEW PEUGEOT 508 SW GT ■







ALL-NEW PEUGEOT 508 SW GT

## THE RADICAL ESTATE.

Sporting a steely, muscular look, with tautly drawn lines, an expressive front grille and 19-inch 'Augusta' alloy wheels, the all-new PEUGEOT 508 SW GT evokes a very modern sense of elegance, generously built yet athletic. Featuring improved dynamic handling, its unrivalled PEUGEOT i-Cockpit® and state-of-the-art technological equipment promise an even greater driving experience.

Boasting a sleek, low-slung body shape, the all-new PEUGEOT 508 SW GT reveals its sporty character with its twin chrome exhausts and sculpted bonnet. From the front, its chrome trimmed, chequered radiator grille, framed by full LED headlights and signature LED daytime running lights reflect its sharp, incisive personality.





## THE UNRIVALLED PEUGEOT i-COCKPIT®.

Experience the latest generation of PEUGEOT i-Cockpit®, the elegantly designed, agile and visionary dashboard. Featuring a compact, multi-function steering wheel, a configurable, 12.3" head-up digital instrument panel and a 10" HD capacitive colour touchscreen<sup>(1)</sup>, the PEUGEOT i-Cockpit® delivers first class ergonomics and driving experiences. Rediscover the pleasure of touch, with the 'piano key' chrome plated toggle switches giving one-touch access to the vehicle's control functions.

Take a seat in the modern, refined surroundings of the all-new PEUGEOT 508 SW GT. Finished in authentic, timeless materials, the interior of the all-new PEUGEOT 508 SW GT features seating adorned with nappa full grain leather<sup>(1)</sup>, available in either Mistral black or red with intricate Aikinite double stitch detail. Further details include the perforated full-grain leather steering wheel<sup>(1)</sup> while the dashboard, door panels and central console are trimmed in piano black, leather<sup>(1)</sup> and carbon effect trims. The care taken in choosing and combining the trim materials and upholstery turn each journey into an experience of understated luxury.









ALL-NEW PEUGEOT 508 SW GT LINE

## THE BEST OF BOTH WORLDS.

The power and feline aesthetics of the all-new PEUGEOT 508 SW GT Line leap immediately to the eye.

Its ground-breaking design features an athletic profile, with a bold, low-slung line accentuated by gloss black window surrounds and 18" 'Hirone' alloy wheels.

Its cabin is fitted with refined equipment like the 'Frameless'<sup>(1)</sup> electrochrome rear-view mirror, heated front 'wrap-around' front seats with AGR<sup>(3)</sup> certification and the perforated full-grain leather steering wheel<sup>(2)</sup> with satin chrome 'GT Line' emblem.

The 'Shooting Brake' aerodynamic body shape of the all-new PEUGEOT 508 SW GT Line lends the car an elongated, streamlined feel.

Its design is clear, simple and perfectly proportioned. Its muscular, athletic profile and sculpted waistline serve to accentuate the curvaceous wings.

The athletic design is perfectly complemented by a range of efficient PureTech petrol and BlueHDi diesel engines, allowing you to enjoy the best of both worlds in terms of style and efficiency.

<sup>(1)</sup> Frameless rear-view mirror.

<sup>(2)</sup> Please note, some surfaces contain artificial leather.

<sup>(3)</sup> AGR (Aktion für Gesunder Rücken): German 'Action for a Healthy Back' initiative.





## THE BRIGHT LIGHTS.

For enhanced visual comfort both day and night, the brand's distinctive new light signature<sup>(1)</sup> comprises Full LED headlights with self-levelling function<sup>(2)</sup>, static cornering function and front LED indicators. You can see and be seen at all times, for optimised safety.

The rear light signature centres around Full LED 3D 'claw effect' lights<sup>(1)</sup> with a sequential 'welcome sequence' upon unlocking the vehicle. The intensity of the lights adjusts automatically to light conditions, enhancing the visibility of the vehicle, day and night.



508







ALL-NEW PEUGEOT 508 SW ALLURE

## RADICALLY MODERN.

You will be impressed by the strong, flowing lines of the all-new PEUGEOT 508 SW ALLURE.

Inspired by coupés, it boasts the same elegant and sporty styling cues, whilst also maintaining the large-capacity features of a premium range estate.

From the very first design sketches, the focus was on creating optimised proportions through meticulous attention to detail.

At the rear, the broad muscular build of all-new PEUGEOT 508 SW ALLURE is fully harnessed,

through the intricate design of the rear wings, this help to give the vehicle an impressive stance on the road.

The gloss black rear cluster connecting strip connects the 3D 'claw effect' rear lights, directly inspired by the PEUGEOT Instinct concept car and magnifies the contrast with the twin chrome-plated trapezoidal exhaust.





## EXCELLENCE IN EVERY DETAIL.

The elegance of the frameless doors contributes to the sleek design of the all-new PEUGEOT 508 SW and underscore the longer, low-slung body shape. To that end, the design team harnessed all its expertise to deliver uncompromising aesthetics and quality. Meticulous work went into the proportions, fit and finish, the result being that each detail lends its own touch of perfection.



## WIDE OPEN TO THE WORLD.

Take in all the beauty of the landscapes around you.

The panoramic opening glass roof<sup>(1)</sup> provides all passengers, including rear occupants, a wide view of the landscape and exceptional light. The electric interior blind, which matches the roof lining trim, protects you from the sun when required.

<sup>(1)</sup>Optional or not available depending on version









## STAY CONNECTED AT ALL TIMES.

Replicate your favourite compatible apps on the 10" HD capacitive colour touchscreen<sup>(1)</sup> using the Mirror Screen® function<sup>(2)</sup> and charge your smartphone<sup>(3)</sup> via the dedicated smartphone charging plate. Travel with complete peace of mind with Connected 3D Navigation<sup>(4)</sup> equipped with voice recognition thanks to TomTom® Live services that display all key driving events in real time<sup>(5)</sup>. With PEUGEOT i-Cockpit® Amplify<sup>(4)</sup>, customise your interior ambience and adjust your driving mode using the 'Boost' and 'Relax' modes available to alter steering, throttle response, gearing and suspension setup<sup>(1)</sup>.

<sup>(1)</sup> As standard, optional or not available depending on version. <sup>(2)</sup> As standard or optional depending on version. Mirror Screen® uses smartphone subscription data, requiring a call plan including Internet access, and generates no additional subscription fees. Users connect their device to the vehicle using a USB cable. The Mirror Screen® function operates via Android Auto (on Android OS smartphones after downloading the Android Auto app on their smartphone whilst the vehicle is stationary), Apple CarPlay™ (iOS smartphones) or MirrorLink® technology (smartphones compatible with MirrorLink®). For your safety, Android Auto, Apple CarPlay™ or MirrorLink® certified apps will work only when the car is stationary or moving, as applicable. When on the move, some app functionalities will be blocked. For some types of content that may be used free of charge on your smartphone, you will need to subscribe to an equivalent pay app certified by Apple CarPlay™, MirrorLink® or Android Auto. Android Auto and Apple CarPlay™ can be voice controlled. More information at <http://service-store.peugeot.co.uk/>. <sup>(3)</sup> As an option or unavailable depending on version - Induction charging for devices compatible with the Qi standard. <sup>(4)</sup> As standard, optional or not available depending on version. <sup>(5)</sup> Real-time traffic, fuel prices, car parks, weather and local searches. Includes a three-year subscription to all these services that can subsequently be extended or renewed (pay service)





## BESPOKE SEATING COMFORT.

For optimum comfort in all situations, the all-new PEUGEOT 508 SW is equipped with sumptuous wraparound driver and passenger seats with AGR certification<sup>(1)</sup> concerning ergonomics and the range of seat adjustments<sup>(2)</sup>. For optimal comfort, the all-new PEUGEOT 508 SW can be specified with multi-point electric adjustment, a multi-point massaging system activated by eight pneumatic pockets and driver seat memory<sup>(3)</sup>. For those cold mornings, all-new PEUGEOT 508 SW also features front seat heating in the base and lower back rest<sup>(4)</sup>.

<sup>(1)</sup> Aktion Gesunder Rücken (German association for back health). Driver seat only on Active.

<sup>(2)</sup> Adjusting for seat cushion length, seat base angle and lumbar adjustment.

<sup>(3)</sup> Standard from GT

<sup>(4)</sup> Standard from Allure



## HI-FI FOCAL®, FOR PERFECT SOUND.

The premium Hi-Fi FOCAL® system<sup>(1)</sup> boasts pure and detailed sound reproduction for motorists seeking leading-edge sound quality. Equipped with ten speakers and the finest acoustics technologies with an output of 515 watts, the all-new PEUGEOT 508 SW pushes back the limits of the in-car Hi-Fi experience.

<sup>(1)</sup> Standard from GT





## CLEVER STORAGE SPACES.

Numerous ingenious storage spaces are arranged around the cabin of the all-new PEUGEOT 508 SW. At the front, large and conveniently shaped front door pockets combine with a wealth of storage in and around the centre console. The objects of rear passengers are also within easy reach. Featuring optimum cabin space and many interior storage options, the all-new PEUGEOT 508 SW provides a host of new uses and onboard experiences.



## AN INGENUOUS BOOT.

The large-capacity boot<sup>(1)</sup> swallows up suitcases and luggage and is eminently practical thanks to the boot rails and the high load retaining net<sup>(2)</sup>. With its low loading sill and extra-wide tailgate opening, it offers an impressively large and easily-accessible storage space. The all-new PEUGEOT 508 SW is also available with a smart electric tailgate with hands-free function<sup>(3)</sup> which, combined with PEUGEOT's Open and Go keyless entry system, enables motorists to open and close the boot with a simple movement of the foot under the rear bumper.

<sup>(1)</sup> Boot capacity = 530 litres under the luggage screen and up to 1,780 litres with the rear bench seats folded down  
<sup>(2)</sup> As standard or optional depending on version  
<sup>(3)</sup> Optional or not available depending on version










## OUTSTANDING ROAD-HOLDING.

The all-new PEUGEOT 508 SW features the brand's most advanced technological developments. With its precise handling, peerless steering feel and outstanding road-holding enhanced by active suspension<sup>(1)</sup>, the all-new PEUGEOT 508 SW offers a choice of suspension setups including 'Comfort' and 'Sport'.

Very easy to get to grips with, the PEUGEOT i-Cockpit®'s compact steering wheel delivers smooth steering and gives the driver a profound sense of control. The all-new PEUGEOT 508 SW provides the perfect balance between road-holding and manoeuvrability.





## ALWAYS GOT YOUR BACK.

Featuring class leading levels of standard technological equipment<sup>(1)</sup>, the all-new PEUGEOT 508 SW is fitted with the brand's latest-generation driver assistance systems<sup>(2)</sup> that reinforce safety, assist you in your manoeuvres and help you to better understand and anticipate the environment and road conditions.



<sup>(1)</sup> Standard, optional or not available depending on version: six airbags, ABS, ESP, infra-red camera, multifunction camera on upper windscreen, 12 ultrasound sensors, bumper-mounted radar and two 180° cameras, mounted front and rear  
<sup>(2)</sup> As standard, optional or not available depending on version

## DETECT THE UNSEEN.

At night or in low-visibility conditions, the 'Night Vision'<sup>(1)</sup> infra-red camera system delivers improved driving safety by detecting the presence of obstacles in front of the vehicle, including pedestrians and animals, beyond the range of the headlights. The image is displayed in your field of vision on the configurable 12.3" head up digital instrument panel.

<sup>(1)</sup> Night vision. Optional or not available depending on version  
 Night Vision example shown above displayed in km/h





## ENHANCED SAFETY.

Every all-new PEUGEOT 508 SW features the Safety Pack as standard, with this pack, driving aids assist you for complete peace of mind on the road. The pack includes the Advanced Automatic Emergency Braking System (AEBS3) with Distance Alert, Active Lane Keeping Assist (LKA) and Speed Limit Recognition and Recommendation. The Safety Plus Pack<sup>(1)</sup> brings with it, further enhancements, including, Active Blind Spot Detection (ABSD), Advanced Driver Attention Alert (DAA3), PEUGEOT Smartbeam Assistance and Speed Limit and Road Sign Recognition.

## GO SEMI-AUTONOMOUS.

With the Drive Assist Plus Pack<sup>(1)</sup>, drive your all-new PEUGEOT 508 SW semi-autonomously. Using a radar built into the centre of the front bumper and the camera on the upper windscreen, the Adaptive Cruise Control system with the Stop & Go function<sup>1</sup> automatically adapts your car's speed to that of the car ahead, maintaining a constant distance. It is combined with the Lane Positioning Assist system that keeps the car in the lane chosen by the driver.





## EFFICIENT ENGINES.

The all-new PEUGEOT 508 SW is powered by latest-generation PureTech and BlueHDi engines compliant with the Euro 6 standard. Two petrol power outputs are available, based on the 1.6L PureTech. Three diesel power outputs are on offer, based on the 1.5L and 2.0L BlueHDi.



## INTUITIVE DRIVING.

As efficient as a manual gearbox, the new EAT8 automatic gearbox<sup>(1)</sup> offers quick and seamless gear shifts. For the more exuberant driver manual changes can be conducted via the steering column mounted paddles whilst for optimum ease and comfort, the EAT8 gearbox will automatically place itself into park upon switching off the ignition. The all-new PEUGEOT 508 SW can also be equipped with a six-speed manual gearbox on the 1.5L BlueHDi 130 S&S engine.

<sup>(1)</sup>EAT8 (Efficient Automatic Transmission 8): new eight-speed automatic gearbox





## IN IT FOR THE LONG TERM.

With its bold and radical styling, the all-new PEUGEOT 508 SW was designed to meet the needs of professionals, and notably with total cost of ownership (TCO) in mind. The design excellence, meticulous finish and durability of the all-new PEUGEOT 508 SW are designed to increase its residual value. The car's equipment, materials and engines were selected with the highest standards and rigour, to reduce regular maintenance and fuel consumption costs.



CONFIGURATION ■






# MATERIALS MATTERS.

Customise your vehicle with a choice of upholstery in premium and timeless materials<sup>(1)</sup>. Get inside, close the door and relax.

- 1. Mistral tri-material black 'Losange' cloth
- 2. Mistral tri-material black 'Imila' leather effect and 'Brumeo' cloth
- 3. Light grey tri-material 'Evron' leather effect and 'Guerande' cloth
- 4. Mistral tri-material black 'Belomka' leather effect and 'Ornis' cloth
- 5. Claudia Mistral leather
- 6. Claudia Guerande leather
- 7. Nappa Mistral full grain leather
- 8. Nappa Red full grain leather

<sup>(1)</sup> As standard, optional or not available depending on version.  
Please note, some surfaces contain artificial leather





## SET THE TONE.

Find the colour to reflect your mood. With a choice of six metallic shades in the brand's chromatic range, including the new colour Celebes Blue, drawing its name inspiration from the vibrant sea bordering Indonesia and the Philippines. Also available are two solid colours, and two special colours, Pearlescent White and the striking Ultimate Red.

<sup>(1)</sup> As standard, optional or not available depending on version



Pearlescent White



Ultimate Red



Hurricane Grey<sup>(1)</sup>



Bianca White



Cumulus Grey



Nimbus Grey



Amazonite Grey



Nero Black



Twilight Blue



Celebes Blue



17" MERION



17" MERION diamond cut two-tone



18" HIRONE diamond cut two-tone with tinted varnish



19" AUGUSTA diamond cut two-tone





1



2



3

## ACCESSORISE YOUR DRIVE.

The all-new PEUGEOT 508 SW is available with transport, protection and comfort equipment as well as multimedia solutions to fit in perfectly with your active lifestyle. Take a look at the accessories range at: [peugeot.co.uk/accessories/](http://peugeot.co.uk/accessories/)

- 1 - Tow bar-mounted bicycle rack
- 2 - Set of transverse roof bars
- 3 - Long roof storage box



1



2

## ALL-NEW 508 SW LIFESTYLE.

Find out more about the exclusive leather<sup>(1)</sup> and Alcantara® collection designed by PEUGEOT Design Lab consisting of contemporary and elegant luggage and leather goods inspired by the world of the all-new PEUGEOT 508 SW.

Check out the complete PEUGEOT Lifestyle range at: [boutique.peugeot.com/](http://boutique.peugeot.com/)

- 1 - Wireless FOCAL® headset designed by PEUGEOT Design Lab
- 2 - Luggage line

<sup>(1)</sup> Split cowhide



## THERE FOR YOU.

### NETWORK AND SERVICES

When you choose PEUGEOT, you have the reassurance of knowing that your vehicle has been designed and built to give you years of worry free motoring. As a PEUGEOT owner, you can also rely on the customer care services of your dealer. This will ensure that you're talking to a specialist who'll listen to you, understand your problems and respond efficiently - someone who also has the expertise to maintain your PEUGEOT correctly, using trained technicians, PEUGEOT diagnostic equipment and PEUGEOT original parts.

### FOR YOUR PEACE OF MIND

#### MANUFACTURER WARRANTY

Every all-new PEUGEOT 508 SW first registered in the UK and purchased from a UK PEUGEOT Dealer will benefit from a 2 year unlimited mileage manufacturer warranty and a free optional additional year of warranty (up to 60,000 miles) provided by the PEUGEOT Dealer Network. At the end of the 3 year warranty period (or after 60,000 miles) you have the option to purchase a PEUGEOT Platinum Extended Warranty. Our cars also come with a 12 year Anti-Perforation and 3 year Paint Warranty (6 and 2 years on vans). For full terms and conditions on all of these, please contact your PEUGEOT Dealer.

#### PEUGEOT ASSISTANCE

All new PEUGEOT's come with 12 months of PEUGEOT Assistance - our breakdown assistance service. This covers all incidents involving vehicle based faults for you and anyone else driving your car with your permission. It is available 24 hours a day, 365 days a year.

PEUGEOT Assistance includes European cover, home start, roadside assistance, vehicle recovery and a free replacement car or accommodation if required. It can be extended for a further 12 months, or 24 months, and to protect you against non-vehicle faults (such as punctures) at specially discounted rates, by calling 0870 752 7050.

#### PEUGEOT SERVICE CARE

Please refer to the maintenance book for details of the service intervals and the specifics of vehicles operating in arduous conditions.

#### FINANCE - LET THE SPECIALISTS HELP

PSA Finance UK Limited offer a range of flexible finance plans to make owning a new PEUGEOT easy. As specialists, we will provide choice, convenience and flexibility. Written quotations are available on request from PSA Finance UK Limited, 61 London Road, Redhill, Surrey, RH1 1QA. Over 18s only, a guarantee may be required.

#### FURTHER INFORMATION PEUGEOT INSURANCE

Designed for PEUGEOT to offer tailored cover at a competitive price. In the event of an accident, a PEUGEOT Approved Accident Repair Centre will repair your car, using PEUGEOT original parts and offer a courtesy car (subject to availability). Call PEUGEOT insurance for a quote on 0370 024 1107. Calls may be recorded). PEUGEOT Insurance is underwritten by U K Insurance Limited.

### PEUGEOT ACCESSORIES

PEUGEOT Accessories are designed specifically for each model meaning no compromises on fit

### PEUGEOT AND THE ENVIRONMENT

Our website has details of PEUGEOT's environmental and recycling policies.

### ABOUT THIS BROCHURE

The information contained in this brochure is based on the data and images available at the time of printing. Some features may not be available in the UK and some photography may feature left hand drive models. As part of a policy of continuous specification improvement, PEUGEOT reserves the right to modify specification, options and colours at any time. For full details ask your PEUGEOT Dealer, or click on [peugeot.co.uk](http://peugeot.co.uk). Print and photographic processes used in this brochure may alter the depth and tone of the colours shown.

This brochure is not a contractual document or offer of sale. The details in this brochure cannot be reproduced without the expressed authorisation of PEUGEOT.

Issued by:  
Sales and Marketing,  
PEUGEOT Motor Company plc.,  
Pinley House, 2 Sunbeam Way,  
Coventry, CV3 1ND.

Official Fuel Consumption in MPG (l/100km) and CO<sub>2</sub> emissions (g/km) for the all-new PEUGEOT 508 range are: Combined 36.3 (7.8) – 59.8 (4.7) and CO<sub>2</sub> 132 - 101g/km.

The fuel consumption you achieve, and CO<sub>2</sub> produced, in real world conditions will depend upon a number of factors: including the accessories fitted (post registration), variations in weather, driving styles and vehicle load. There is a new test (WLTP\*) used to measure fuel consumption and CO<sub>2</sub> figures. The fuel consumption figures shown in this brochure are calculated under the WLTP test. The CO<sub>2</sub> figures shown are NEDC equivalent (NEDCeq), calculated using EC correlation tool which converts WLTP figures to NEDC figures, however, these NEDCeq figures are based on the outgoing test cycle (NEDC\*\*) and will be used to calculate tax for first registration. Figures shown are for comparability purposes; you should only compare fuel consumption and CO<sub>2</sub> figures with other vehicles tested using the same technical standard.

\* WLTP - Worldwide harmonised Light vehicles Test Procedure. \*\* NEDC - New European Driving Cycle. Information correct at time of going to print





Designed and printed by: Altavia Paris, 10 rue Blanqui Saint-Ouen, 93400 France  
Automobiles Peugeot 552 144 503 R.C.S. Nanterre  
Printed in the UE - Réf: XXXXX - February 2019

**PEUGEOT** RECOMMENDS **TOTAL**



[peugeot.co.uk](http://peugeot.co.uk)