

Continue the Renault TRAFIC experience  
at [www.renault.co.uk](http://www.renault.co.uk)



# Renault TRAFIC



Although every effort has been made to ensure that the information contained within this brochure is as accurate and up to date as possible, Renault U.K. reserves the right to modify its models without notice, including their characteristics, specifications, equipment and accessories. Brochures inevitably become out of date or inaccurate in some respects, in that such characteristics, specifications equipment, or accessories may be changed after the publication date given below and can differ from the descriptions given or the photos displayed. It is therefore necessary to check with your Renault Dealer before purchasing any product that the characteristics, specifications, equipment or accessories of the vehicle on order are as advertised.

Renault recommends Castrol

Prodigious

Photo credits: Y. Brossard, T. Makolski - Mathematics Dept. - © Renault Marketing 3D-Commerce - 7701 380 810 - October 2020.

October 2020

## A TRAFIC for every profession

Instantly distinguishing Renault TRAFIC is a more expressive front-end design, with full-LED headlights (standard from Sport) incorporated into the C-shaped lighting signature that represents the identity of the Renault brand. A bolder grille, with details such as a chrome finishing strip, plus a new 'Urban Grey' colour complete the revised styling.

Renault TRAFIC has been reinvented in order to meet your specific needs. In its various versions, from the Panel Van to the Crew Van, you will find the one which will help you achieve the best performance. In addition to its remarkable loading capacities, it now has an updated design, a 2.0l engine and an automatic gearbox which makes for an even smoother driving experience.







## **BLACK EDITION**

### Statement made.

First impressions count. But you know that. It's what sets your business apart. Show you've arrived in Black Edition. 17" 'Cyclade' black alloy wheels and piano black front grille project a distinctive style. Climb into the cabin and the controls you need fall easily to hand. Journeys are made effortless thanks to automatic climate control and the rear parking camera. Connect - with Mobile Office & the touchscreen with Apple CarPlay™ and Android Auto™ - don't miss a beat.





## A 'Mobile Office' on wheels

The Renault TRAFIC has been specifically designed to meet your professional needs and provide you the ability to have a truly 'Mobile Office', packed with clever solutions. From tablet and smartphone cradles, to hidden laptop storage, to our integrated MediaNav system, we aim to keep you connected even when on the go. The cabin area is spacious and comfortable, creating optimal driving conditions with ergonomic seats with lumbar adjustment, adjustable steering wheel and climate control all available. It is not lacking in useful storage: 90l, including a large 54l compartment hidden under the passenger bench seat, allow you to have everything within easy reach.





## Adapted to your team and your load

Whether it's people or goods, Renault TRAFIC takes care of everything! With a class-leading loading length of 4.15 m (using the load-through bulkhead under the passenger bench seat) and an effective load volume of up to 8.6m<sup>3</sup> in the high-roof version, it can transport all materials, tools and large or cumbersome objects! The large sliding side door and the rear doors which can open up to 255° facilitate access to the loading area. Do you need to take your team with you? The Crew Van version can comfortably seat up to six people. Combine business with pleasure with Renault TRAFIC.





1.



2.

## Keeping you connected

Stay connected thanks to Renault TRAFIC's multimedia systems and Renault Easy Connect services. MediaNav Evolution (standard on Sport and Black Edition) and R-LINK Evolution (optional) have smartphone integration so you can use your favourite applications on the large touchscreen on the dashboard. You also have the R&Go application linking your smartphone or tablet to your vehicle allowing you to control your entire multimedia universe.

**1. With MediaNav Evolution, all the multimedia essentials are at your fingertips.** The new offering has Apple CarPlay™ and Android Auto™ smartphone integration, providing easy access to your applications. On-board touchscreen tablet which gives you access to features such as: navigation with traffic info, hands-free voice calls, digital radio, music streaming, etc.

**2. R&Go, integrate your smartphone or your tablet** Listen to your music, manage your contacts, navigate accurately, view fuel consumption data... with the R&Go application, it couldn't be easier, all you need to do is place your smartphone or tablet on the holder and follow the instructions.

**3. Even more customisation with R-LINK Evolution.** Vehicle information, TomTom® navigation, telephony, multimedia and applications can be downloaded via the R-LINK Store, to enhance your driving comfort. Also find all your applications thanks to the smartphone integration (Android Auto™ only).

Android Auto™ is a trademark of Google Inc.

Apple CarPlay™ is a trademark of Apple Inc.

For compatible devices, please refer to <https://www.renault.co.uk/services/multimedia/bluetooth-compatibility.html>

Connecting a mobile phone to use Bluetooth® should only be done when the vehicle is parked safely. Use of the system should always be in accordance with the rules of The Highway Code. Drivers should only use the system when it is safe to do so. Drivers should be aware of the potential for hands-free technology to distract attention from the road, which could impact on having full control of the vehicle.



3.




1.

## Drive with peace of mind

To simplify your business trips and make them safer and stress-free, Renault TRAFIC is equipped with practical driving aids to help keep you safe. To make parking easier, use the front and rear parking sensor system. The rear parking camera is built into the rear-view mirror or the navigation screen (when taken with navigation). The wide view mirror integrated into the passenger sun visor allows you to view the rear blind spot area for increased safety. Cornering lights combined with fog lights increase visibility on winding roads. Renault TRAFIC takes care of your comfort and safety.

- 1. Standard on Black Edition
- 2. Optional on all versions
- 3. Standard from Sport





## Drive anywhere in any weather

Do you drive all the time on different types of terrain and sometimes on bad roads? To meet occasional demands for enhanced traction and help you deal with poor driving conditions, Renault has developed new technology: Grip Xtend. This technology improves the adaptability of your utility vehicle on difficult roads, such as unpaved or muddy tracks. The onboard computer recovers data from the wheels to optimise the vehicle's performance. When grip is lost, it adapts engine power to each wheel to improve the grip and manoeuvrability of the vehicle.





# Colours

Glacier White <sup>(S)</sup>



Magma Red <sup>(S) (1)</sup>



Urban Grey <sup>(S)</sup>



Slate Grey <sup>(M)</sup>



Mercury <sup>(M)</sup>



Jet Black <sup>(M)</sup>



Panorama Blue <sup>(M)</sup>



	Glacier White (369)	Magma Red (NNS)	Urban Grey (KPW)	Mercury (D69)	Jet Black (D68)	Panorama Blue (J43)	Slate Grey (KNA)
Business	●	●	●	○	○	○	○
Business +	●	●	●	○	○	○	○
Sport	●	●	●	●	●	●	●
Black Edition	●	-	●	●	●	-	●
SpaceClass	-	-	●	●	●	●	●

● = Standard (therefore no cost) ○ = Optional - = Not available

(S) Solid paint (M) Metallic paint (1) Not available with body coloured bumpers

Every effort has been made to ensure that the information, descriptions, and images were correct at the time of publication however images may not always reflect the exact version selected. It should be noted that limitations on screen do not permit the subtle paintwork shades on this page to be shown with absolute accuracy.

# Standard features

## BUSINESS



16" 'Delos' wheels



Kompo



### Technology

- DAB radio with Bluetooth, USB socket and AUX input with 2x15W speakers
- 12v power socket (front)
- 6 speed gearbox with gear shift indicator
- Trip computer

### Interior

- Closed glove box
- Driver's seat with armrest - height adjustable, lumbar adjustment
- Steering wheel - reach and rake adjustment
- Electric front windows - driver's side one-touch descending
- Passenger bench seat
- 'Kompo' upholstery

### Exterior

- Halogen headlights and daytime running lights
- Left side loading door - unglazed
- 80-litre fuel tank
- 20-litre AdBlue tank
- Door mirrors - heated with electric adjustment and external temperature sensor
- 16" steel wheels with large wheel stylers
- Rear doors - unglazed, 180°
- Roof bar fixings
- Spare wheel with anti-theft spare wheel holder

### Safety and security

- ESC (Electronic Stability Control) with HSA (Hill Start Assist) and Grip Xtend
- Anchorage points: 16 for short wheelbase (SWB) and 18 for long wheelbase (LWB)  
Weight allowed per anchorage point: approximately 500kg
- Full-steel bulkhead
- Alarm (perimeter)
- ABS with EBD (Electronic Brake force Distribution)
- Electronic immobiliser
- Key - 3 button with selective opening
- Deadlocking
- Airbag - driver
- Seatbelts - 3 point height-adjustable seatbelts with pretensioners and load limiters
- 4 disc brakes

### Crew Van adds


- 2nd row of 3 passenger bench seat
- Glazed bulkhead
- Left and right side loading doors - glazed
- Plastic side panels up to windows

# Standard features

## BUSINESS+ (in addition to BUSINESS)



16" 'Delos' wheels



Kompo



### Interior

- Manual air conditioning and pollen filter
- Passenger bench seat with underseat storage
- Mobile Office (fold down middle passenger seat, with detachable A4 clipboard and laptop storage)
- Smartphone cradle

### Exterior

- Body coloured door rail and rear tail light column with chrome grille
- ### Safety and security
- Full steel bulkhead with load-through facility
  - Rear parking sensors

# Standard features

## **SPORT** (in addition to BUSINESS+)



17" 'Cyclade' alloy wheels



Java



### **Technology**

- Renault MediaNav 7" touch screen multimedia & navigation system with 2x20W speakers
- Radio with DAB, Bluetooth and USB socket and AUX input
- Automatic headlights and wipers

### **Interior**

- Leather steering wheel
- Premium dashboard with closable upper dashboard storage
- 'Java' upholstery
- 2 spot reading lights (driver/passenger)

### **Exterior**

- C-shaped LED headlights and LED daytime running lights
- Metallic paint
- Body coloured front bumper and door mirrors
- 17" 'Cyclade' alloy wheels

### **Safety and security**

- Front fog lights
- Cruise control and speed limiter

### **Crew Van adds**

- 2nd row of 3 passenger seats:
- Individual seats with adjustable headrests, ISOFIX (left & right seat), 2 armrests and underseat storage
- Left and right side loading doors - glazed with opening windows

# Standard features

## **BLACK EDITION** (in addition to SPORT)



17" 'Cyclade' black alloy wheels



Java



### **Technology**

- Rear parking camera


### **Interior**

- Climate control

### **Exterior**

- 17" 'Cyclade' black alloy wheels
- Body-coloured side mouldings
- Piano black front grille
- Piano black styling blade in lower grille
- 'Black Edition' aluminium rear badge
- 'Black Edition' decals

# Upholstery and wheel trims



Kompo

Java

## Wheels



16" 'Delos' wheels



17" 'Cyclade' alloy wheels



17" 'Cyclade' black alloy wheels

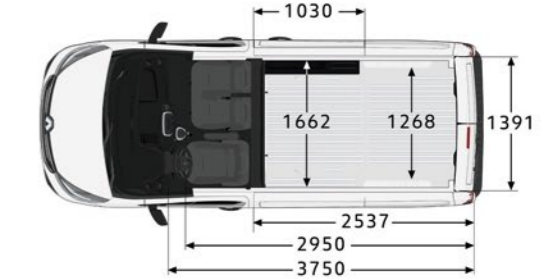
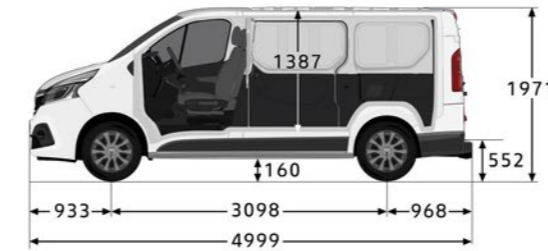
## Wheels and Tyres

### TYPE OF TYRES

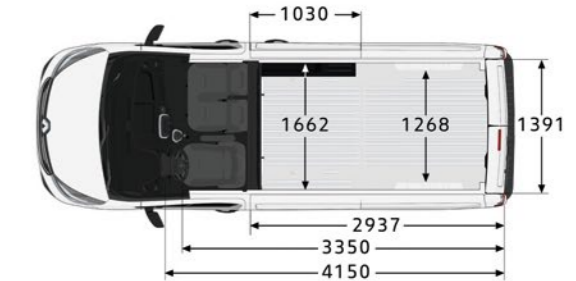
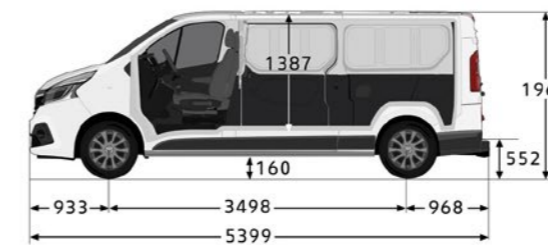
Tyre/wheel size	Summer tyres				All-weather tyres
	205/65 R16.		215/65 R16	215/60 R17	215/65 R16
Make	Goodyear EfficientGrip Cargo	Bridgestone Duravis R660 Eco	Goodyear EfficientGrip Cargo	Goodyear EfficientGrip Cargo	Continental Vanco Four Seasons
Fuel efficiency class	B	B	B	B	C
Wet grip class	A	A	A	A	A
Exterior noise (dB)	69	72	70	69	73

# Dimensions

## L1H1 van



## L2H1 van



### H1 Van DIMENSIONS (mm)

	L1H1	L2H1
Usable volume (m <sup>3</sup> )	5.2	6
Outside dimensions		
Overall length	4,999	5,399
Overall width without/with door mirrors	1,956/2,283	1,956/2,283
Unladen height	1,971	1,967
Wheelbase	3,098	3,498
Front overhang	933	933
Rear overhang	968	968
<b>Loading area</b>		
Width x length of the bench hatch	510 x 222	510 x 222
Loading length on floor	2,537	2,937
Usable length on floor (including load-through facility)	2,950	3,350
Usable length on floor (including load-through facility into footwell)	3,750	4,150
Usable length 400 mm from the floor	2,537	2,937
Usable length 1 m from the floor	2,250	2,650
Maximum interior width	1,662	1,662
Width between wheel arches	1,268	1,268
Usable height	1,387	1,387
<b>Sliding side door(s)</b>		
Sliding side door entry width 600 mm from floor	907	907
Sliding side door entry width 100 mm from floor	1,030	1,030
Sliding side door entry height	1,284	1,284

### DIMENSIONS H1 Van (mm) (cont.)

	L1H1	L2H1
<b>Rear door</b>		
Entry width 70 mm from floor	1,391	1,391
Entry height	1,320	1,320
Loading sill	552	552
Ground clearance	160	160

### VAN WEIGHTS AND LOADS (kg)

Version	L1H1		L2H1
	SL28	SL30	LL30
Gross vehicle weight*	2,835 - 2,860	2,955 - 2,985	3,050 - 3,070
Kerb weight*	1,757 - 1,824	1,757 - 1,810	1,810 - 1,877
Max. payload*	1,036 - 1,078	1,170 - 1,198	1,193 - 1,240
Max. load on front axle*	1,387 - 1,625	1,387 - 1,625	1,387 - 1,625
Max. load on rear axle*	1,448 - 1,650	1,448 - 1,650	1,448 - 1,650
Max. trailer weight (braked/unbraked)	2,000/750	2,000/750	2,000/750

\* Depending on engine and trim level

# Dimensions

**L1H2 van**



**L2H2 van**



**Crew Van L1H1**



**Crew Van L2H1**



**H2 Van DIMENSIONS (mm)**

	L1H2	L2H2
Usable volume (m <sup>3</sup> )	7.2	8.6
<b>Outside dimensions</b>		
Overall length	4,999	5,399
Overall width without/with door mirrors	1,956/2,283	1,956/2,283
Unladen height	2,495	2,498
Wheelbase	3,098	3,498
Front overhang	933	933
Rear overhang	968	968
<b>Loading area</b>		
Width x length of the bench hatch	510 x 222	510 x 222
Loading length on floor	2,537	2,937
Usable length on floor (including load-through facility)	2,950	3,350
Usable length on floor (including load-through facility into footwell)	3,750	4,150
Usable length 400 mm from the floor	2,537	2,937
Usable length 1 m from the floor	2,250	2,650
Maximum interior width	1,662	1,662
Width between wheel arches	1,268	1,268
Usable height	1,898	1,898
<b>Sliding side door(s)</b>		
Sliding side door entry width 600 mm from floor	907	907
Sliding side door entry width 100 mm from floor	1,030	1,030
Sliding side door entry height	1,284	1,284

**DIMENSIONS H2 Van (mm) (cont.)**

	L1H2	L2H2
<b>Rear door</b>		
Entry width 70 mm from floor	1,391	1,391
Entry height	1,820	1,820
Loading sill	552	552
Ground clearance	160	160

**H2 VAN WEIGHTS AND LOADS (kg)**

	L1H2	L2H2
<b>Version</b>	<b>SH30</b>	<b>LH30</b>
Gross vehicle weight*	2,995	3,070
Kerb weight*	1,881 - 1,903	1,925 - 1,947
Max. payload*	1,092 - 1,114	1,123 - 1,145
Max. load on front axle	1,437	1,516
Max. load on rear axle	1,558	1,554
Max. trailer weight (braked/unbraked)	2,000/750	2,000/750

\*Depending on engine and trim level

**DIMENSIONS Crew Van (mm)**

	L1H1	L2H1
Usable volume (m <sup>3</sup> )	3.2	4.0
<b>Outside dimensions</b>		
Overall length	4,999	5,399
Overall width without/with door mirrors	1,956/2,283	1,956/2,283
Unladen height	1,971	1,967
Wheelbase	3,098	3,498
Front overhang	933	933
Rear overhang	968	968
<b>Loading area</b>		
Height x width of opening under bench seat		
Usable length 30 mm from floor (up to 222 mm)	1,914 to 2,023	2,314 to 2,423
Usable length 400 mm from the floor	1,419	1,819
Usable length 1.1 m from the floor	1,340	1,740
Maximum interior width	1,662	1,662
Width between wheel arches	1,268	1,268
Usable height	1,387	1,387
<b>Sliding side door(s)</b>		
Sliding side door entry width 600 mm from floor	907	907
Sliding side door entry width 100 mm from floor	1,030	1,030
Sliding side door entry height	1,284	1,284

**DIMENSIONS Crew Van (mm) (continued)**


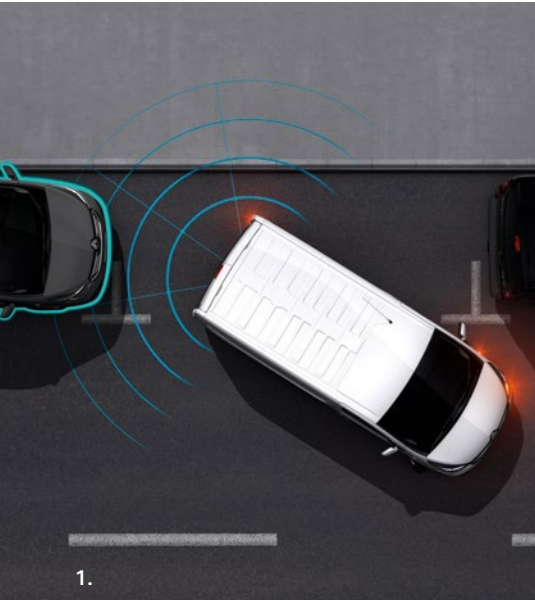
	L1H1	L2H1
<b>Rear door</b>		
Entry width 70 mm from floor	1,391	1,391
Entry height	1,320	1,320
Loading sill	552	552
Ground clearance	160	160

**Crew Van WEIGHTS AND LOADS (kg)**

	L1H1	L2H1
<b>Version</b>	<b>SL30</b>	<b>LL30</b>
Gross Vehicle Weight (GVW)*	3,025 - 3,060	3,070
Unladen kerb weight*	1,901 - 1,968	1,938 - 2,005
Max. payload*	1,087 - 1,128	1,065 - 1,132
Max. load on front axle*	1,432 - 1,625	1,422 - 1,625
Max. load on rear axle*	1,548 - 1,650	1,546 - 1,650
Max. trailer weight (braked/unbraked)*	1,710 - 2,000/750	1,670 - 2,000/750

\*Depending on engine and trim level

# Options



**1. Rear parking sensor:** To facilitate parking manoeuvres, the parking aid alerts you to any obstacles behind the vehicle with an audible signal. You can then reduce the risk of accidents and damage to your vehicle.

**2. Climate control:** The automatic climate control system offers comfort in the passenger compartment and good visibility (except in the event of extreme conditions), while optimising consumption. The system controls the ventilation speed, air distribution, air recirculation, and starting and stopping the air conditioning and air temperature.

**3. Hands-free key card:** You can lock, unlock and start the vehicle without even using the card, simply by touching the door button or the start button.

**4. Airbag system\*:** Driver and passenger pre-prepared restraint airbags, headrests and three-point seat belts, including force limiters and pretensioners. Deactivation of the passenger airbag allowing child seat back-to-road installation (according to regulations). Side curtain airbags for the front seats, combined with chest airbags where individual passenger seat is present.

**5. Load-through bulkhead:** Two hatches, located in the partition and under the passenger bench seat, can increase the loading length by 1.21 m.

\*Drivers airbag standard on all versions



# Accessories



1.



2.



3.

**1. New Sports Kit:** Enhance the overall appearance of your van on the road. It is available in the full kit or to buy the parts separately if preferred. The kit includes a lower front bumper, a black roof spoiler, "exhaust" chrome tips and matte black side steps. Add the full pack to give your TRAFIC a sportier, more dynamic appearance.

**2. Roof bars:** Very practical for transporting professional equipment and all other bulky loads. These roof bars meet all safety and quality standards and are available in either a set of 2 bar (maximum load: 89.5kg) or 4 bars (maximum load: 181.5kg).

**3. Loading pack:** Essential for easy access to the roof. Pack includes the steel ladder, mounted inside the door for a better hold, and the aluminium roof rack, supplied with rear roller for easy loading.

**4. Rubber floor mats:** These waterproof and easy-to-maintain mats ensure total protection for the floor of your TRAFIC. They are quick to attach using 2 safety clips and come in packs of 2 or 4.

**5. Kenwood Dashcam:** The Kenwood DVR-A501W dashcam is a great addition for added security and reassurance on the road. The on-board camera automatically starts recording as soon as the vehicle ignition is switched on. The dashcam is designed to give drivers peace of mind, as video footage is widely accepted and used for insurance claims. The pack includes a GPS integrated dashboard camera, touch panel control and parking mode recording.

For more information, consult the TRAFIC accessories brochure. For prices, please refer to Renault Van Price Guide.

Accessories are fitted post-production, and may have an impact on real world fuel (actual) consumption and CO<sub>2</sub> figures.

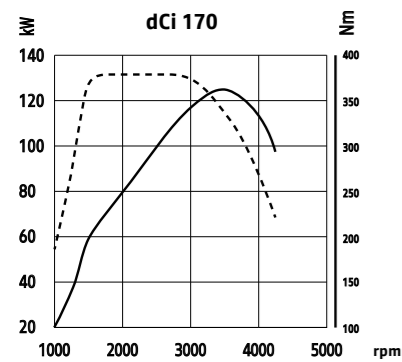
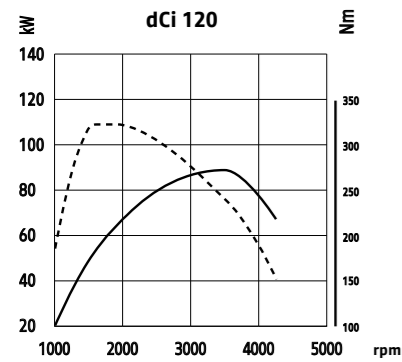
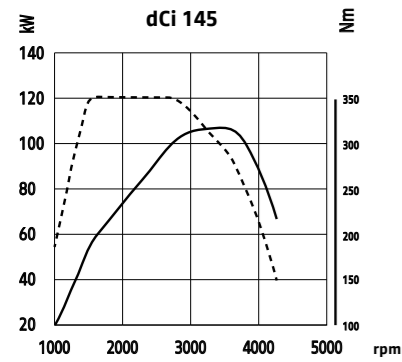


4.



5.

# Technical specification



— Power  
- - - Torque

## More efficient driving

Now equipped with the new 2.0l dCi diesel engine with variable geometry turbocharger compliant with Euro 6d-temp emissions standards.

Available from 120 hp to 170 hp, this 5th generation engine delivers more power (+ 25 hp) and more torque (+ 40 Nm), whilst achieving better fuel economy and driving pleasure.

TRAFIC Van is available with two superior engines (145 hp and 170 hp) that can accommodate the new dual-clutch automatic gearbox.



# Technical specification

	dCi 120 Stop & Start	dCi 145 ENERGY	dCi 145 ENERGY	dCi 170 ENERGY	dCi 170 ENERGY
Emission control standard	Euro 6d-temp				
Certification cycle	WLTP				
<b>TRANSMISSION</b>					
Gearbox type	Manual gearbox	Manual gearbox	Automatic gearbox Dual-clutch	Manual gearbox	Automatic gearbox Dual-clutch
Number of gears	6	6	6	6	6
Stop & Start + Energy Smart Management	•	•	•	•	•
Maintenance interval	Up to 25,000 miles/2 years <sup>(1)</sup>				
<b>ENGINE</b>					
Capacity (cc)	1,997	1,997	1,997	1,997	1,997
Type of injection	Common rail + Variable geometry turbocharger				
Fuel and tank volume (L)	Diesel - 80				
Number of cylinders	4				
Number of valves	16				
Peak power kW EEC (hp) at rpm	88 (120) at 3,500	107 (145) at 3,500	107 (145) at 3,500	125 (170) at 3,500	125 (170) at 3,500
Max. torque Nm EEC at rpm	320 at 1,500	350 at 1,500	350 at 1,500	380 at 1,500	380 at 1,500
AdBlue <sup>®</sup> fuel tank capacity <sup>(3)</sup> (L)	20				
<b>PERFORMANCE</b>					
Top speed (mph)	103	109	109	109	111
0-62 mph (s)	13.9	11.9 (H1) 12.6 (H2)	11.00	10.7 (H1) 11.4 (H2)	9.9
<b>FUEL CONSUMPTION AND EMISSIONS<sup>(2)</sup></b>					
Combined fuel consumption (mpg) <sup>(4)†</sup>	39.8 - 38.2	39.8 - 34.9	38.7 - 37.7	39.8 - 39.2	38.7 - 37.2
WLTP CO <sub>2</sub> emissions (g/km) <sup>(4)†</sup>	186 - 193	185 - 211	192 - 198	187 - 190	193 - 199
<b>STEERING</b>					
Turning circle between kerbs (m)	Short wheelbase: 11.84 Long Wheelbase: 13.17				
∅ turning circle between walls (m)	Short wheelbase: 12.40 Long Wheelbase: 13.73				
<b>BRAKING</b>					
ABS with EBA and EBV/adaptive ESC with ASR	Standard				
Front: ventilated discs - Rear: solid discs ∅/width (mm)	296/28 - 280/12				
<b>TYRES</b>					
Tyre/wheel size	Standard: 205/65 R16				
Tyre/wheel size	Option: 215/60 R17				

(1) An engine consumes oil for lubrication and to cool its moving parts. It is normal to top the oil up once or several times between two changes. (2) Fuel consumption and CO<sub>2</sub> emissions are certified using a standard, regulated method. It is identical for all manufacturers and allows vehicles to be compared. (3) Actual fuel and AdBlue<sup>®</sup> consumption depends on vehicle use, equipment, the user's driving style and loading. (4) Depending on engine and trim level. † WLTP figures shown are for comparability purposes; only compare figures with vehicles tested to the same technical procedures. Actual real world driving results may vary depending on factors such as weather conditions, driving styles, vehicle load or any accessories fitted after registration. WLTP is a new test used for fuel consumption and CO<sub>2</sub> figures. Please visit [renault.co.uk/configure](http://renault.co.uk/configure) for WLTP figures for any selected options.



# TRAFIC van

## TRAFIC VAN - PANEL VAN

VERSIONS	WLTP CO <sub>2</sub> (g/km) <sup>†</sup>	Combined fuel consumption (mpg) <sup>†</sup>	Load volume (m <sup>3</sup> )	Max. payload (kg)
<b>BUSINESS</b>				
<b>L1H1</b>				
SL28 ENERGY dCi 120 Business Panel Van MY19	186	39.8	5.2	1078
SL28 ENERGY dCi 145 Business Panel Van MY19	185	39.8	5.2	1072
SL30 ENERGY dCi 120 Business Panel Van MY19	187	39.8	5.2	1198
SL30 ENERGY dCi 145 Business Panel Van MY19	186	39.8	5.2	1192
<b>L1H2</b>				
SH30 ENERGY dCi 145 Business Panel Van MY19	209	35.3	7.2	1114
<b>L2H1</b>				
LL30 ENERGY dCi 120 Business Panel Van MY19	190	39.2	6.0	1240
LL30 ENERGY dCi 145 Business Panel Van MY19	189	39.2	6.0	1234
<b>L2H2</b>				
LH30 ENERGY dCi 145 Business Panel Van MY19	211	35.3	8.6	1145
<b>BUSINESS +</b>				
<b>L1H1</b>				
SL28 ENERGY dCi 120 Business+ Panel Van MY19	187	39.8	5.2	1056
SL28 ENERGY dCi 145 Business+ Panel Van MY19	186	39.8	5.2	1050
SL28 ENERGY dCi 145 Auto EDC Business+ Panel Van MY19	192	38.7	5.2	1050
SL30 ENERGY dCi 120 Business+ Panel Van MY19	189	39.2	5.2	1176
SL30 ENERGY dCi 145 Business+ Panel Van MY19	187	39.8	5.2	1170
SL30 ENERGY dCi 145 Auto EDC Business+ Panel Van MY19	193	38.7	5.2	1175
<b>L1H2</b>				
SH30 ENERGY dCi 145 Business+ Panel Van MY19	210	35.3	7.2	1092
<b>L2H1</b>				
LL30 ENERGY dCi 120 Business+ Panel Van MY19	190	39.2	6.0	1218
LL30 ENERGY dCi 145 Business+ Panel Van MY19	189	39.2	6.0	1212
LL30 ENERGY dCi 145 Auto EDC Business+ Panel Van MY19	194	38.2	6.0	1255
<b>L2H2</b>				
LH30 ENERGY dCi 145 Business+ Panel Van MY19	211	34.9	8.6	1123
<b>SPORT</b>				
<b>L1H1</b>				
SL28 ENERGY dCi 120 Sport Panel Van MY19	188	39.2	5.2	1042
SL28 ENERGY dCi 145 Sport Panel Van MY19	187	39.8	5.2	1036
SL28 ENERGY dCi 145 Auto EDC Sport Panel Van MY19	193	38.7	5.2	1036
SL28 ENERGY dCi 170 Sport Panel Van MY19	187	39.8	5.2	1036
SL28 ENERGY dCi 170 Auto EDC Sport Panel Van MY19	193	38.7	5.2	1036
<b>L2H1</b>				
LL30 ENERGY dCi 120 Sport Panel Van MY19	191	38.7	6.0	1204
LL30 ENERGY dCi 145 Sport Panel Van MY19	190	39.2	6.0	1198
LL30 ENERGY dCi 145 Auto EDC Sport Panel Van MY19	195	38.2	6.0	1193
LL30 ENERGY dCi 170 Sport Panel Van MY19	190	39.2	6.0	1198
LL30 ENERGY dCi 170 Auto EDC Sport Panel Van MY19	195	38.2	6.0	1193
<b>BLACK EDITION</b>				
<b>L1H1</b>				
SL28 ENERGY dCi 145 Black Edition Panel Van MY20	188	39.8	5.2	1036
SL28 ENERGY dCi 170 Black Edition Panel Van MY20	188	39.8	5.2	1036
SL28 ENERGY dCi 170 Auto EDC Black Edition Panel Van MY20	193	38.7	5.2	1036
<b>L2H1</b>				
LL30 ENERGY dCi 145 Black Edition Panel Van MY20	190	39.2	6.0	1198
LL30 ENERGY dCi 170 Black Edition Panel Van MY20	190	39.2	6.0	1198
LL30 ENERGY dCi 170 Auto EDC Black Edition Panel Van MY20	196	38.2	6.0	1193

## TRAFIC CREW VAN - 6 SEATS

VERSIONS	WLTP CO <sub>2</sub> (g/km) <sup>†</sup>	Combined fuel consumption (mpg) <sup>†</sup>	Load volume (m <sup>3</sup> )	Max. payload (kg)
<b>BUSINESS</b>				
<b>L1H1</b>				
SL30 ENERGY dCi 120 Business Crew Van MY19	192	38.7	3.2	1124
SL30 ENERGY dCi 145 Auto EDC Business Crew Van MY19	196	37.7	3.2	1128
<b>L2H1</b>				
LL30 ENERGY dCi 120 Business Crew Van MY19	193	38.7	4.0	1132
LL30 ENERGY dCi 145 Auto EDC Business Crew Van MY19	198	37.7	4.0	1101
<b>BUSINESS +</b>				
<b>L1H1</b>				
SL30 ENERGY dCi 120 Business+ Crew Van MY19	192	38.7	3.2	1102
SL30 ENERGY dCi 145 Auto EDC Business+ Crew Van MY19	196	37.7	3.2	1106
<b>L2H1</b>				
LL30 ENERGY dCi 120 Business+ Crew Van MY19	193	38.2	4.0	1110
LL30 ENERGY dCi 145 Auto EDC Business+ Crew Van MY19	198	37.7	4.0	1079
<b>SPORT</b>				
<b>L1H1</b>				
SL30 ENERGY dCi 145 Sport Crew Van MY19	192	38.7	3.2	1087
SL30 ENERGY dCi 170 Auto EDC Sport Crew Van MY19	198	37.7	3.2	1092
<b>L2H1</b>				
LL30 ENERGY dCi 145 Sport Crew Van MY19	194	38.2	4.0	1090
LL30 ENERGY dCi 170 Auto EDC Sport Crew Van MY19	199	37.2	4.0	1065
<b>BLACK EDITION</b>				
<b>L1H1</b>				
SL30 ENERGY dCi 145 Black Edition Crew Van MY20	192	38.7	3.2	1087
SL30 ENERGY dCi 170 Auto EDC Black Edition Crew Van MY20	198	37.7	3.2	1092
<b>L2H1</b>				
LL30 ENERGY dCi 145 Black Edition Crew Van MY20	194	38.2	4.0	1090
LL30 ENERGY dCi 170 Auto EDC Black Edition Crew Van MY20	199	37.2	4.0	1065

<sup>†</sup> WLTP figures shown are for comparability purposes; only compare figures with vehicles tested to the same technical procedures. Actual real world driving results may vary depending on factors such as weather conditions, driving styles, vehicle load or any accessories fitted after registration. WLTP is a new test used for fuel consumption and CO<sub>2</sub> figures. Please visit [renault.co.uk/configure](http://renault.co.uk/configure) for WLTP figures for any selected options. <sup>†</sup> Payload equals the Maximum Operating Mass (Gross Vehicle Mass or GVW) less the Kerb Mass. Kerb Mass is the weight of the complete vehicle including coolant, oil, a 90% full fuel tank, a 100% full AdBlue tank, spare wheel and jack, but excluding driver and crew. All Kerb Masses, and therefore Payloads quoted are subject to a 5% manufacturing tolerance and are based on the base level model. Any additional equipment added (options or accessories), or the selection of a higher trim level, could result in a higher Kerb Mass and a reduced Payload, and may increase CO<sub>2</sub> and decrease MPG figures.

# TRAFIC van options

	BUSINESS			BUSINESS+			Sport		Black Edition	
	Panel		Crew	Panel		Crew	Panel	Crew	Panel	Crew
	Low Roof	High Roof	Low Roof	Low Roof	High Roof	Low Roof	Low Roof	Low Roof	Low Roof	Low Roof
<b>BASICS</b>										
Airbag - front passenger with deactivation	○	○	○	○	○	○	○	○	○	○
Airbag - front lateral, curtain and front passenger with deactivation <sup>(5)</sup>	○	○	○	○	○	○	○	○	○	○
Battery interface	○	○	-	○	○	-	○	-	○	-
Coat hooks x2 - (load area, on bulkhead)	○	○	-	○	○	-	○	-	○	-
Conversion interface box	○	○	○	○	○	○	○	○	○	○
Rear tail light column and door rail - body coloured <sup>(4)</sup>	○	-	○	-	-	-	-	-	-	-
Smoker pack	○	○	○	○	○	○	○	○	○	○
Without spare wheel	○	○	○	○	○	○	○	○	○	○
<b>SAFETY</b>										
Automatic headlights and wipers <sup>(6)</sup>	○	○	○	○	○	○	●	●	●	●
Front fog lights	○	○	○	○	○	○	○	○	○	○
LED headlights and LED daytime running lights	○	○	○	○	○	○	●	●	●	●
LED loadspace lighting	○	○	-	○	○	-	○	-	○	-
Easy clean polypropylene floor lining <sup>(29)</sup>	○	○	-	○	○	-	○	-	○	-
Interior side panels - load area <sup>(8)</sup>	○	○	●	○	○	●	○	●	○	●
Plylining - reinforced resin coated plywood floor	○	○	-	○	○	-	○	-	○	-
Plylining - resin coated plywood floor	○	○	-	○	○	-	○	-	○	-
Plylining - sides and resin coated plywood floor	○	○	-	○	○	-	○	-	○	-
Plylining - sides and reinforced resin coated plywood floor	○	○	-	○	○	-	○	-	○	-
Tyre pressure monitoring system	○	○	○	○	○	○	○	○	○	○
Wide view mirror	○	○	○	○	○	○	○	○	○	○
<b>CONNECTIVITY</b>										
12V power socket in load area	○	○	○	○	○	○	○	○	○	○
2x15W DAB radio with Bluetooth, AUX input and USB socket <sup>(7)(10)</sup>	○	○	○	○	○	○	-	-	-	-
MediaNav Evolution multimedia system: 7" touchscreen, Navteq navigation, DAB/FM/AM tuner, 2x20W speakers, Bluetooth® hands-free calls, USB and AUX sockets, compatible with Apple CarPlay™ and Android Auto™ <sup>(3)(10)(11)</sup>	○	○	○	○	○	○	●	●	●	●
NO MediaNav or Renault R-Link 7" touch screen satellite navigation	●	●	●	●	●	●	-	-	-	-
R-Link Evolution multimedia and satellite navigation system: 7" touchscreen, DAB/FM/AM tuner, 2x20W speakers, Bluetooth® hands-free calls, USB and AUX sockets, (includes 12 months free TomTom® LIVE services) compatible with Android Auto™ <sup>(3)(10)(11)</sup>	○	○	○	○	○	○	○	○	○	○
Smartphone cradle <sup>(24)</sup>	○	○	○	●	●	●	●	●	●	●
Tablet cradle <sup>(17)(23)</sup>	○	○	○	○	○	○	-	-	-	-
TMC Traffic Information <sup>(13)</sup>	○	○	○	○	○	○	●	●	●	●
TomTom live services and R-Link connectivity: 36 month subscription <sup>(14)</sup>	○	○	○	○	○	○	○	○	○	○
Western Europe map upgrade for MediaNav <sup>(13)</sup>	○	○	○	○	○	○	○	○	○	○
Western Europe map upgrade for R-LINK <sup>(14)</sup>	○	○	○	○	○	○	○	○	○	○
<b>COMFORT</b>										
Climate control <sup>(2)(15)(25)</sup>	○	○	○	○	○	○	○	○	●	●
Cruise control with speed limiter	○	○	○	○	○	○	○	○	●	●
Engine speed limiter (56mph/90kmh or 62mph/100kmh or 68mph/110kmh)	○	○	○	○	○	○	○	○	○	○
Heated driver's and heated passenger seat <sup>(16)(17)</sup>	○	○	○	○	○	○	○	○	○	○
Heated driver's seat with non heated passenger 2 seat bench <sup>(17)</sup>	○	○	○	○	○	○	○	○	○	○
Manual air conditioning with pollen filter <sup>(25)</sup>	○	○	○	●	●	●	●	●	●	●
Rear parking sensors	○	○	○	●	●	●	●	●	●	●
Front & Rear parking sensors	○	○	○	○	○	○	○	○	○	○
Rear parking camera <sup>(4)(15)</sup>	○	-	○	○	-	○	○	○	●	●
Front & Rear parking sensors with rear parking camera <sup>(4)(15)</sup>	○	-	○	○	-	○	○	○	○	○
Single passenger's seat - height and lumbar adjustment with armrest <sup>(1)(18)</sup>	○	○	○	○	○	○	○	○	○	○
Leather seats with airbag - front lateral, curtain <sup>(5)(27)</sup>	-	-	-	-	-	-	-	-	-	-
Steering wheel - leather <sup>(11)</sup>	○	○	○	○	○	○	●	●	●	●
Comfort Pack <sup>(19)</sup> 2nd row of passenger seat with two dividing armrests, individual seats with ISOFIX (left and right seats) and underseat storage, left and right side loading doors - glazed with opening windows	-	-	○	-	-	○	-	●	-	●
Luxe Pack <sup>(19)(28)</sup> 3 individual interior roof mounted spotlights for the 2nd row, 2x15w roof mounted speakers for the 2nd row, the reclining ability of the 2nd row of seats, 2 x sunblinds	-	-	-	-	-	-	-	○	-	○
<b>STYLE</b>										
16" 'Delos' wheel Trims	●	●	●	●	●	●	○	○	○	○
17" 'Cyclade' alloy wheels <sup>(4)(20)</sup>	○	-	○	○	-	○	○	○	●	●
All-weather tyres <sup>(21)</sup>	○	○	○	○	○	○	○	○	○	○
Body coloured side mouldings	-	-	-	-	-	-	○	○	●	●
Extra tinted windows <sup>(4)(22)(26)</sup>	○	○	○	○	○	○	○	○	○	○
Metallic paint	○	○	○	○	○	○	●	●	●	●
Tow bar (13 pin plug, 9 wired)	○	○	○	○	○	○	○	○	○	○

● = Standard (therefore no cost) ○ = Optional - = Not available

(1) Renault highly recommends to take a front passenger airbag with a single passenger seat (2) Not available with Hands-free keycard when ordered on dCi 120 variants (3) For list of compatible Bluetooth devices visit <https://www.cdn.renault.com/content/dam/Renault/master/Services/multimedia/compatibilite-bluetooth/liste-compatibilite-bluetooth-r-link.pdf> (4) Not available on high roof versions (5) Lateral airbags not available with passenger bench seat - curtain airbag only (6) Must be taken with Front fog lights (7) Not available with Renault MediaNav OR Renault R-Link (8) Not available with plylining (9) Not available with Alloy wheels or All-weather tyres (10) Not available with Digital tachograph (11) Must be taken with Cruise control (12) Not available with 2x15W DAB radio with AUX input, Bluetooth and USB socket OR Renault MediaNav OR Renault R-Link (13) Must be taken with MediaNav multimedia system (14) Must be taken with R-Link (15) Must be taken with automatic headlights and wipers and with fog lights (16) Not available with load-through bulkhead or mobile office and must be taken with a single passenger seat (17) Must be taken with front lateral & curtain airbag and front passenger airbag (18) Not available with load-through bulkhead or mobile office (19) Only available on Crew Van versions (20) Not compatible with All-weather tyres (21) Not available with 17" Alloy wheels (22) Must be taken with either glazed tailgate or glazed rear doors (23) Supports tablets 125mm to 265mm in width (24) Supports phones up to 115mm in height and up to 59mm in width (25) Manual Air conditioning and Climate control cannot be ordered together (26) Not compatible with non-heated rear screen (27) Bovine-sourced full leather seat with synthetic leather headrest and armrest (28) The Luxury Pack removes the under seat storage for the second row of seats (29) Must be ordered with Plylining - reinforced resin coated plywood floor

# Doors, windows and bulkheads

	BUSINESS / BUSINESS+ / SPORT / BLACK EDITION	
	PANEL	CREW
<b>KEYS</b>		
Key - hands-free key card <sup>(1)</sup>		○
Key - 3 button with selective opening		●
Key - 3 button with selective opening and single door opening		○
Key - additional (third)		○
<b>DOORS AND WINDOWS</b>		
Left side loading door - unglazed	●	-
Right side loading door - unglazed	○	-
Glazing for left & right side loading doors with non opening windows	○	●
Opening windows for left & right glazed side loading doors (both) <sup>(2)</sup>	○	○
Rear quarter panels - glazed	○	○
Rear doors - 180° unglazed	●	●
Rear doors - 180° glazed	○	○
Rear doors - 180° glazed, heated with rear wipers	○	○
Rear doors - 270° unglazed - LWB only <sup>(3)</sup>	○	○
Rear doors - 270° glazed - LWB only <sup>(3)</sup>	○	○
Rear tailgate - glazed, heated with rear wipers <sup>(6)</sup>	○	○
<b>Glazing Pack 1:</b> Heated rear window, Rear wipers, Glazed 180° opening rear doors, Glazed right-side loading doors with an opening window, Glazed rear quarter panels & Glazed left side loading door with an opening window	○	○
<b>Glazing Pack 2:</b> Heated rear window, Rear wipers, Glazed tailgate, Glazed right-side loading door with an opening window, Glazed rear quarter panels, Glazed left side loading door with an opening window <sup>(3)</sup>	○	○

Glazed rear doors/glazed tailgate must be taken with a glazed bulkhead (bulkhead can be up/down graded please see the bulkhead section) Crew Vans have a glazed bulkhead as standard. You are unable to glaze only one side loading door

	BUSINESS	BUSINESS+ / SPORT / BLACK EDITION
<b>BULKHEADS</b>		
Full-steel bulkhead	●	○
Full-steel bulkhead with load through & mobile office	○	●
Delete bulkhead <sup>(4)</sup>	○	○

Crew Vans have a glazed bulkhead as standard & are not compatible with the load through, mobile office or delete bulkhead options

	PANEL	CREW
<b>GLAZING</b>		
Glazing for current bulkhead	○	●

● = Standard (therefore no cost) ○ = Optional - = Not available

(1) Incompatible with Climate control when ordered on dCi 120 variants OR high roof variants (2) Must be taken with glazed side loading doors (3) Not compatible with rear heated windows or wipers (4) Must be ordered with Single passenger's seat - height and lumbar adjustment with armrest (5) Can not be ordered with high roof versions (6) Must be ordered with Glazed bulkhead

# Renault PRO+, the specialist brand



You're the expert in your field and at Renault PRO+ we're here to guide you through ours. We're passionate about delivering products and services to move your business forward. So when you choose to partner with Renault PRO+ you can expect:

## Specialist network

Renault PRO+ Centres have a dedicated commercial vehicle specialist. So whatever you're seeking advice on, there's always someone to help.

## Business Commitment

Come rain or shine, we have a set of commitments in place to help maximise uptime and minimise downtime.

## The future today - 100% electric

Renault PRO+ has been building, selling and maintaining electric vans since 2011. So when you're looking to make the switch, you know who to speak to.

## A tailored approach

Your vehicles are as unique as your business. That's why we have a programme of conversions to deliver exactly the product you want. From 'off the shelf' conversions to a more bespoke approach. We'll guide you through.

# Renault services

## 3 Years Warranty

Your vehicle is covered by a warranty package for up to 3 years from date of first registration (unlimited mileage during the first 24 months, followed by a further 1 year limited to a total mileage of 100,000). Your Renault Dealer is able to repair or replace without charge, parts that are found to have a material or assembly defect that is recognised by Renault. The paintwork warranty runs for 3 years and the anti-corrosion warranty for 12 years.

For Warranty Terms and Conditions please visit [www.renault.co.uk/warranty](http://www.renault.co.uk/warranty)

## 3 Years Renault Assistance

Should you need it, we'll provide emergency roadside repairs or tow you to the nearest Renault Dealer. This service is available 24 hours a day and is provided for 36 months from the date of first registration (unlimited mileage for first 24 months, then limited to a total of 100,000 miles or 3 years, whichever comes first). Assistance is provided within the UK & Northern Ireland only at roadside, home and includes national recovery and onward travel. Assistance applies to mechanical or electrical defects which are covered by warranty.

For Renault Assistance and Terms and Conditions please visit [www.renault.co.uk/assistance](http://www.renault.co.uk/assistance)

## Service Intervals

24,000 miles / 2 years

## Renault Network Services

No-one is better placed than Renault to maintain, fit and repair your Renault, fast. The Renault Minute (maintenance and repair with no appointment necessary) and Renault Rapide Bodycare (bumper scuffs, dings and dents, windscreen, stone chips and interior repairs...) services deliver the highest level of repair and maintenance and offer a full year's guarantee on Original Renault Parts. And don't forget to have a look at our wide range of additional equipment and accessories!

## Renault iCare

Renault iCare is an innovative Service, Maintenance & Repair product that supplies Business customers with a fully supported, managed hassle free service and maintenance package.

Renault iCare is a "Pay-As-You-Go" product that insures your vehicle is maintained by Renault technical experts when work is required.

iCare provides the following benefits:

- Full Service, Maintenance & Repair cover in the Renault Dealer Network
  - Tyres can be included within the contract at an additional fixed cost
  - Ancillary equipment can also be included (at an additional fixed monthly cost)
  - Excludes: Damage/Neglect/Abuse/Glass & Bulbs
- A fixed, pre agreed pence per mile rate
- No excess mileage charges at the end of the contract
- No pooled mileage administration
- Minimalise downtime

For more information and to obtain a quote based on your requirements, please speak to your local Renault Business dealer or visit [www.renault.co.uk/icare](http://www.renault.co.uk/icare)

## Customer Relations

Renault knows the value of communicating with its customers and we have established effective ways to keep in touch with you. If, after speaking to your local Renault dealership, you are not completely satisfied, please contact the Renault UK Customer Relations Department on 0344 3350000\* (Mon-Fri 9.00am to 5.30pm, except Weds 10.00am to 5.30pm. Closed on Bank Holidays). You can also visit our website [www.renault.co.uk](http://www.renault.co.uk) or write to us at: Renault UK Ltd, The Rivers Office Park, Denham Way, Maple Cross, Rickmansworth, Hertfordshire, WD3 9YS.

## Finance options\*

There are a wide variety of ways in which the purchase of a new vehicle can be financed. Renault Finance offers all of them, so whether you're a fleet buyer or private buyer, Renault Finance is ideally placed to tell you which plan or combination of plans best suits your needs and circumstances.



