



The Golf

Price and specification guide


Effective from 24.9.2021

[Configure now >](#)



The icon that keeps **evolving**

The Golf 8 is here. Sportier, more dynamic, more intuitive and more responsive than ever before. Packed with pioneering technology, it features Volkswagen's most advanced connectivity and driver assistance systems, and an all-new digital dashboard, representing the biggest technical leap forward in the history of the model.



Model shown is Golf Style with optional 18" 'Dallas' alloy wheels, 'IQ. Light' LED matrix headlights and metallic paint.
Front cover model shown is Golf GTD with optional 19" 'Adelaide' Black diamond-turned alloy wheels, 'Vienna' leather upholstery, panoramic sunroof and metallic paint.
Front cover model shown is a left-hand drive European model and may not necessarily reflect UK specification – always consult your authorised Volkswagen retailer for full details.

The Golf

[Model prices](#)

[Standard equipment](#)

[Infotainment and connectivity](#)

[IQ.Drive](#)

[Factory-fitted options](#)

[Accessories](#)

[Alloy wheels](#)

[Paint](#)

[Upholstery](#)

[Combinations](#)

[Dimensions](#)

[VED and additional 'On the road' costs](#)

[Environmental information](#)

[CO₂ emissions, BIK % and VED Bands with optional wheels](#)

[Company car taxation chart and comparison](#)

[Volkswagen service and service plan](#)

Evolutionary outside, **revolutionary inside**



Model shown is Golf Style with optional 18" 'Dallas' alloy wheels, 'IQ. Light' LED matrix headlights and metallic paint.

Confident, eye-catching and striking, the Golf 8 is a truly modern hatchback: unmistakably Golf, but with innovative twists. The exterior has evolved to include a leaner front grille and narrow LED headlights for a clean, contemporary look, with an imposing bumper that sits lower to the ground for a more dynamic look and responsive performance. Inside, the focus is on design, function, comfort and personal choice, with technology that's nothing short of revolutionary.



A new generation of **intuitive driving**

If the exterior excites, the interior more than delivers. Colourful ambient lighting, a digital cockpit with intuitive touch controls and Digital Cockpit Pro which is a fully configurable, interactive 10 inch TFT dash display replacing the standard analogue instrument cluster, not only make a statement but herald a new generation of style and experience.



Interior shown is Golf Style with Storm Grey Art Velours interior.



01



02

01 Make every journey memorable by gently illuminating the interior with the **ambient lighting pack**. Choose from a selection of 30 different colours which extend across dash, below the trim in the front and rear doors and front centre storage tray. Whether you're driving in a well-lit city or dark country lanes, the choice of your favourite lighting enables you to create just the right atmosphere for you and your passengers. Standard on Style models and above.

02 View key information without taking your eyes off the road ahead, thanks to the Golf 8's **Head-up Display**. Data such as vehicle speed, driver assistance system messages and navigation instructions are projected straight onto the windscreen and are easy to read even in oncoming light. Simply turn off if not required. Optional on all models.

Model prices.

| 5-DOOR HATCHBACK RANGE. | | RDE2 Compliant | Fuel | Transmission | Output, PS | CO ₂ emission, g/km ¹ WLTP test cycle | Basic Recommended Retail £ | VAT £ | Total Recommended Retail £ | Additional 'On the road' Costs £ ² | Manufacturer's Recommended 'On the road' Retail £ ² | P11D Value £ ³ | BIK % ⁴ | ABI Insurance Group ⁵ |
|-------------------------|----------------------------|----------------|--------|----------------|------------|---|----------------------------|----------|----------------------------|---|--|---------------------------|--------------------|----------------------------------|
| LIFE [‡] | 1.0 ltr TSI [‡] | Yes | Petrol | 6-spd manual | 110 | 123 | 19,158.33 | 3,831.67 | 22,990.00 | 870.00 | 23,860.00 | 23,625.00 | 28 | 14E |
| | 1.0 ltr eTSI [‡] | Yes | Petrol | 7-spd auto DSG | 110 | 117 | 20,766.67 | 4,153.33 | 24,920.00 | 860.00 | 25,780.00 | 25,555.00 | 27 | 15E |
| | 1.5 ltr TSI [‡] | Yes | Petrol | 6-spd manual | 130 | 122 | 19,666.67 | 3,933.33 | 23,600.00 | 870.00 | 24,470.00 | 24,235.00 | 28 | 17E |
| | 1.5 ltr eTSI ^{††} | Yes | Petrol | 7-spd auto DSG | 130 | 124 | 21,275.00 | 4,255.00 | 25,530.00 | 860.00 | 26,390.00 | 26,165.00 | 28 | 17E |
| | 1.5 ltr TSI [‡] | Yes | Petrol | 6-spd manual | 150 | 126 | 20,175.00 | 4,035.00 | 24,210.00 | 870.00 | 25,080.00 | 24,845.00 | 29 | 19E |
| | 1.5 ltr eTSI [‡] | Yes | Petrol | 7-spd auto DSG | 150 | 126 | 21,783.33 | 4,356.67 | 26,140.00 | 860.00 | 27,000.00 | 26,775.00 | 29 | 20E |
| | 2.0 ltr TDI [‡] | Yes | Diesel | 6-spd manual | 115 | 117 | 20,512.50 | 4,102.50 | 24,615.00 | 870.00 | 25,485.00 | 25,250.00 | 27 | 17E |
| | 2.0 ltr TDI [‡] | Yes | Diesel | 7-spd auto DSG | 115 | 117 | 21,779.17 | 4,355.83 | 26,135.00 | 870.00 | 27,005.00 | 26,770.00 | 27 | 17E |
| ACTIVE ^{††} | 1.0 ltr TSI ^{††} | Yes | Petrol | 6-spd manual | 110 | 123 | 19,579.17 | 3,915.83 | 23,495.00 | 870.00 | 24,365.00 | 24,130.00 | 28 | 15E |
| | 1.0 ltr eTSI ^{††} | Yes | Petrol | 7-spd auto DSG | 110 | 118 | 21,187.50 | 4,237.50 | 25,425.00 | 860.00 | 26,285.00 | 26,060.00 | 27 | 15E |
| | 1.5 ltr TSI ^{††} | Yes | Petrol | 6-spd manual | 130 | 122 | 20,087.50 | 4,017.50 | 24,105.00 | 870.00 | 24,975.00 | 24,740.00 | 28 | 17E |
| | 1.5 ltr eTSI ^{††} | Yes | Petrol | 7-spd auto DSG | 130 | 124 | 21,695.83 | 4,339.17 | 26,035.00 | 860.00 | 26,895.00 | 26,670.00 | 28 | 17E |
| | 1.5 ltr TSI ^{††} | Yes | Petrol | 6-spd manual | 150 | 126 | 20,595.83 | 4,119.17 | 24,715.00 | 870.00 | 25,585.00 | 25,350.00 | 29 | 19E |
| | 1.5 ltr eTSI ^{††} | Yes | Petrol | 7-spd auto DSG | 150 | 126 | 22,204.17 | 4,440.83 | 26,645.00 | 860.00 | 27,505.00 | 27,280.00 | 29 | 20E |
| | 2.0 ltr TDI ^{††} | Yes | Diesel | 6-spd manual | 115 | 117 | 20,933.33 | 4,186.67 | 25,120.00 | 870.00 | 25,990.00 | 25,755.00 | 27 | 17E |
| | 2.0 ltr TDI ^{††} | Yes | Diesel | 7-spd auto DSG | 115 | 117 | 22,200.00 | 4,440.00 | 26,640.00 | 870.00 | 27,510.00 | 27,275.00 | 27 | 17E |

1 Figures shown are for comparability purposes; only compare fuel consumption and CO₂ figures with other vehicles tested to the same technical procedures. These figures may not reflect real life driving results, which will depend upon a number of factors including the accessories fitted (post-registration), variations in weather, driving styles and vehicle load. Data correct at 24.9.2021. For more information, please see www.volkswagen.co.uk/need-help/wltp or consult your authorised Volkswagen retailer. 2 The recommended 'On the road' prices and any VED charges quoted reflect the VED charges which apply to vehicles registered after 1 April 2021. The price and charges you pay may differ from any prices or charges displayed or quoted before 1 April 2021. For full details of 'First year rate' VED (Vehicle Excise Duty), delivery to retailer, number plates and vehicle first registration fee included in the recommended 'On the road' retail price, [please click here](#) 3 P11D value = Total recommended retail price + delivery to retailer £509.17, + number plates £20, + VAT £105.83 (calculated by reference to total of delivery to retailer + number plates). P11D value is based on standard specification model with no factory-fitted options or other accessories. 4 The BIK charges quoted reflect the charges which apply to vehicles registered after 6 April 2021. These charges may differ from any charges displayed or quoted before 6 April 2021. The BIK % figure quoted includes the 4% diesel supplement, where applicable. Please consult your Volkswagen retailer for full details. 5 The ABI insurance group is the recommended insurance rating set by the Association of British Insurers. Please note that insurance group ratings are purely advisory. They are used by insurers (ABI members and Lloyd's syndicates) as one of the factors in calculating premiums. Insurers are not required to follow the advisory group ratings and they may depart from them if they so wish.

‡ These vehicles are WLTP (Worldwide Harmonised Light-Duty Vehicles Test Procedure) type approved vehicles. More information is available at www.volkswagen.co.uk/need-help/wltp.

† Please note these models are only available from stock and not available to factory order.

RDE2 refers to Real Driving Emissions Step 2.

Prices, specifications, features, technical and other information (including fuel consumption, CO₂ emissions and range) are updated regularly and are subject to change without notice (this may include changes between order and delivery). There may be a delay in updates to our materials – always consult your authorised Volkswagen retailer for the latest information.

Volkswagen UK may change RRP's at any time (this includes where there are government changes in regulation and/or legislation).

There may be a delay to any RRP displaying correctly on our materials. Always obtain prices from your chosen authorised Volkswagen retailer.

VAT IS CALCULATED AT 20%. EFFECTIVE FROM 24 SEPTEMBER 2021.

Model prices.

| 5-DOOR HATCHBACK RANGE. | | RDE2 Compliant | Fuel | Transmission | Output, PS | CO ₂ emission, g/km ¹ WLTP test cycle | Basic Recommended Retail £ | VAT £ | Total Recommended Retail £ | Additional 'On the road' Costs £ ² | Manufacturer's Recommended 'On the road' Retail £ ² | P11D Value £ ³ | BIK % ⁴ | ABI Insurance Group ⁵ |
|-------------------------|-----------------------|----------------|----------------------|----------------|------------|---|----------------------------|----------|----------------------------|---|--|---------------------------|--------------------|----------------------------------|
| STYLE ‡ | 1.5 ltr TSI ‡ | Yes | Petrol | 6-spd manual | 130 | 124 | 21,008.33 | 4,201.67 | 25,210.00 | 870.00 | 26,080.00 | 25,845.00 | 28 | 18E |
| | 1.5 ltr eTSI ‡ | Yes | Petrol | 7-spd auto DSG | 130 | 126 | 22,616.67 | 4,523.33 | 27,140.00 | 860.00 | 28,000.00 | 27,775.00 | 29 | 18E |
| | 1.5 ltr TSI ‡ | Yes | Petrol | 6-spd manual | 150 | 129 | 21,516.67 | 4,303.33 | 25,820.00 | 870.00 | 26,690.00 | 26,455.00 | 29 | 20E |
| | 1.5 ltr eTSI ‡ | Yes | Petrol | 7-spd auto DSG | 150 | 128 | 23,125.00 | 4,625.00 | 27,750.00 | 860.00 | 28,610.00 | 28,385.00 | 29 | 21E |
| | 1.4 ltr TSI eHybrid ‡ | Yes | Petrol/Electric PHEV | 6-spd auto DSG | 204 | 21 | 27,458.33 | 5,491.67 | 32,950.00 | 690.00 | 33,640.00 | 33,585.00 | 7 | 24E |
| | 2.0 ltr TDI ‡† | Yes | Diesel | 6-spd manual | 115 | 120 | 21,854.17 | 4,370.83 | 26,225.00 | 870.00 | 27,095.00 | 26,860.00 | 28 | 18E |
| | 2.0 ltr TDI ‡† | Yes | Diesel | 7-spd auto DSG | 115 | 119 | 23,120.83 | 4,624.17 | 27,745.00 | 870.00 | 28,615.00 | 28,380.00 | 27 | 18E |
| | 2.0 ltr TDI ‡† | Yes | Diesel | 6-spd manual | 150 | 119 | 22,870.83 | 4,574.17 | 27,445.00 | 870.00 | 28,315.00 | 28,080.00 | 27 | 22E |
| | 2.0 ltr TDI ‡ | Yes | Diesel | 7-spd auto DSG | 150 | 121 | 24,137.50 | 4,827.50 | 28,965.00 | 870.00 | 29,835.00 | 29,600.00 | 28 | 23E |
| R-LINE ‡ | 1.5 ltr TSI ‡ | Yes | Petrol | 6-spd manual | 130 | 124 | 21,575.00 | 4,315.00 | 25,890.00 | 870.00 | 26,760.00 | 26,525.00 | 28 | 18E |
| | 1.5 ltr eTSI ‡† | Yes | Petrol | 7-spd auto DSG | 130 | 126 | 23,183.33 | 4,636.67 | 27,820.00 | 860.00 | 28,680.00 | 28,455.00 | 29 | 18E |
| | 1.5 ltr TSI ‡ | Yes | Petrol | 6-spd manual | 150 | 129 | 22,083.33 | 4,416.67 | 26,500.00 | 870.00 | 27,370.00 | 27,135.00 | 29 | 20E |
| | 1.5 ltr eTSI ‡ | Yes | Petrol | 7-spd auto DSG | 150 | 129 | 23,691.67 | 4,738.33 | 28,430.00 | 860.00 | 29,290.00 | 29,065.00 | 29 | 21E |
| | 2.0 ltr TDI ‡† | Yes | Diesel | 6-spd manual | 150 | 118 | 23,437.50 | 4,687.50 | 28,125.00 | 870.00 | 28,995.00 | 28,760.00 | 27 | 22E |
| | 2.0 ltr TDI ‡ | Yes | Diesel | 7-spd auto DSG | 150 | 121 | 24,704.17 | 4,940.83 | 29,645.00 | 870.00 | 30,515.00 | 30,280.00 | 28 | 23E |

1 Figures shown are for comparability purposes; only compare fuel consumption and CO₂ figures with other vehicles tested to the same technical procedures. These figures may not reflect real life driving results, which will depend upon a number of factors including the accessories fitted (post-registration), variations in weather, driving styles and vehicle load. Data correct at 24.9.2021. For more information, please see www.volkswagen.co.uk/need-help/wltp or consult your authorised Volkswagen retailer. 2 The recommended 'On the road' prices and any VED charges quoted reflect the VED charges which apply to vehicles registered after 1 April 2021. The price and charges you pay may differ from any prices or charges displayed or quoted before 1 April 2021. For full details of 'First year rate' VED (Vehicle Excise Duty), delivery to retailer, number plates and vehicle first registration fee included in the recommended 'On the road' retail price, [please click here](#). 3 P11D value = Total recommended retail price + delivery to retailer £509.17, + number plates £20, + VAT £105.83 (calculated by reference to total of delivery to retailer + number plates). P11D value is based on standard specification model with no factory-fitted options or other accessories. 4 The BIK charges quoted reflect the charges which apply to vehicles registered after 6 April 2021. These charges may differ from any charges displayed or quoted before 6 April 2021. The BIK % figure quoted includes the 4% diesel supplement, where applicable. Please consult your Volkswagen retailer for full details. 5 The ABI insurance group is the recommended insurance rating set by the Association of British Insurers. Please note that insurance group ratings are purely advisory. They are used by insurers (ABI members and Lloyd's syndicates) as one of the factors in calculating premiums. Insurers are not required to follow the advisory group ratings and they may depart from them if they so wish.

‡ These vehicles are WLTP (Worldwide Harmonised Light-Duty Vehicles Test Procedure) type approved vehicles. More information is available at www.volkswagen.co.uk/need-help/wltp.

† Please note these models are only available from stock and not available to factory order.

RDE2 refers to Real Driving Emissions Step 2.

Prices, specifications, features, technical and other information (including fuel consumption, CO₂ emissions and range) are updated regularly and are subject to change without notice (this may include changes between order and delivery). There may be a delay in updates to our materials – always consult your authorised Volkswagen retailer for the latest information.

Volkswagen UK may change RRP's at any time (this includes where there are government changes in regulation and/or legislation).

There may be a delay to any RRP displaying correctly on our materials. Always obtain prices from your chosen authorised Volkswagen retailer.

VAT IS CALCULATED AT 20%. EFFECTIVE FROM 24 SEPTEMBER 2021.

Configure now >



Model prices.

| 5-DOOR HATCHBACK RANGE. | | RDE2 Compliant | Fuel | Transmission | Output, PS | CO ₂ emission, g/km ¹ WLTP test cycle | Basic Recommended Retail £ | VAT £ | Total Recommended Retail £ | Additional 'On the road' Costs £ ² | Manufacturer's Recommended 'On the road' Retail £ ² | P11D Value £ ³ | BIK % ⁴ | ABI Insurance Group ⁵ |
|--------------------------------|----------------------------------|----------------|--------|----------------|------------|---|----------------------------|----------|----------------------------|---|--|---------------------------|--------------------|----------------------------------|
| GTD [‡] | 2.0 ltr TDI [‡] | Yes | Diesel | 7-spd auto DSG | 200 | 136 | 27,145.83 | 5,429.17 | 32,575.00 | 910.00 | 33,485.00 | 33,210.00 | 31 | 27E |
| GTI [‡] | 2.0 ltr TSI [‡] | Yes | Petrol | 6-spd manual | 245 | 168 | 27,441.67 | 5,488.33 | 32,930.00 | 1,245.00 | 34,175.00 | 33,565.00 | 37 | 28E |
| | 2.0 ltr TSI [‡] | Yes | Petrol | 7-spd auto DSG | 245 | 167 | 28,708.33 | 5,741.67 | 34,450.00 | 1,245.00 | 35,695.00 | 35,085.00 | 37 | 28E |
| GTI Clubsport [‡] | 2.0 ltr TSI [‡] | Yes | Petrol | 7-spd auto DSG | 300 | 166 | 30,566.67 | 6,113.33 | 36,680.00 | 1,245.00 | 37,925.00 | 37,315.00 | 37 | 29E |
| GTI Clubsport 45 ^{††} | 2.0 ltr TSI ^{††} | Yes | Petrol | 7-spd auto DSG | 300 | 168 | 32,891.67 | 6,578.33 | 39,470.00 | 1,245.00 | 40,715.00 | 40,105.00 | 37 | 31E |
| R [‡] | 2.0 ltr TSI 4MOTION [‡] | Yes | Petrol | 7-spd auto DSG | 320 | 176 | 32,033.33 | 6,406.67 | 38,440.00 | 1,585.00 | 40,025.00 | 39,075.00 | 37 | 31E |

1 Figures shown are for comparability purposes; only compare fuel consumption and CO₂ figures with other vehicles tested to the same technical procedures. These figures may not reflect real life driving results, which will depend upon a number of factors including the accessories fitted (post-registration), variations in weather, driving styles and vehicle load. Data correct at 24.9.2021. For more information, please see www.volkswagen.co.uk/need-help/wltp or consult your authorised Volkswagen retailer. 2 The recommended 'On the road' prices and any VED charges quoted reflect the VED charges which apply to vehicles registered after 1 April 2021. The price and charges you pay may differ from any prices or charges displayed or quoted before 1 April 2021. For full details of 'First year rate' VED (Vehicle Excise Duty), delivery to retailer, number plates and vehicle first registration fee included in the recommended 'On the road' retail price, [please click here](#). 3 P11D value = Total recommended retail price + delivery to retailer £509.17, + number plates £20, + VAT £105.83 (calculated by reference to total of delivery to retailer + number plates). P11D value is based on standard specification model with no factory-fitted options or other accessories. 4 The BIK charges quoted reflect the charges which apply to vehicles registered after 6 April 2021. These charges may differ from any charges displayed or quoted before 6 April 2021. The BIK % figure quoted includes the 4% diesel supplement, where applicable. Please consult your Volkswagen retailer for full details. 5 The ABI insurance group is the recommended insurance rating set by the Association of British Insurers. Please note that insurance group ratings are purely advisory. They are used by insurers (ABI members and Lloyd's syndicates) as one of the factors in calculating premiums. Insurers are not required to follow the advisory group ratings and they may depart from them if they so wish.

‡ These vehicles are WLTP (Worldwide Harmonised Light-Duty Vehicles Test Procedure) type approved vehicles. More information is available at www.volkswagen.co.uk/need-help/wltp.

† Please note these models are only available from stock and not available to factory order.

RDE2 refers to Real Driving Emissions Step 2.

Volkswagen Service Plan – Retail sales only.

For vehicles under 1 year old set to the Fixed Service regime that has not had its first service, comprising first two manufacturer's scheduled services:

- 'Oil service' including oil filter change
- 'Oil service' including oil filter change and 'Inspection service' plus a pollen filter replacement (if required)

Excludes electric vehicles. Service plan covers first two consecutive services, limited to 1x 'Oil service' and 1x 'Oil and Inspection service'. T&Cs apply: All vehicles must be set to the Fixed Service regime by the retailer. Maximum age of car is 12 months (Service plan must be taken out before first service is due). Additional work, including wear and tear is excluded. Servicing must be carried out in line with the requirement of the Service Schedule. All work must be carried out by an Authorised Volkswagen Repairer. Offers may be varied or withdrawn at any time. Plan validity is dependent on required payments received. Administered by Volkswagen Financial Services. Retail sales only. For pricing and further details, please consult your authorised Volkswagen retailer or visit www.volkswagen.co.uk

Prices, specifications, features, technical and other information (including fuel consumption, CO₂ emissions and range) are updated regularly and are subject to change without notice (this may include changes between order and delivery). There may be a delay in updates to our materials – always consult your authorised Volkswagen retailer for the latest information.

Volkswagen UK may change RRP's at any time (this includes where there are government changes in regulation and/or legislation).

There may be a delay to any RRP displaying correctly on our materials. Always obtain prices from your chosen authorised Volkswagen retailer.

VAT IS CALCULATED AT 20%. EFFECTIVE FROM 24 SEPTEMBER 2021.

The Golf

Model prices

Standard equipment

Infotainment and connectivity

IQ.Drive

Factory-fitted options

Accessories

Alloy wheels

Paint

Upholstery

Combinations

Dimensions

VED and additional 'On the road' costs

Environmental information

CO₂ emissions, BIK % and VED Bands with optional wheels

Company car taxation chart and comparison

Volkswagen service and service plan

Model prices.

| PETROL/ELECTRIC HYBRID 5-DOOR HATCHBACK RANGE. | | RDE2 Compliant | Fuel | Transmission | Combined output, PS | CO ₂ emission, g/km ¹ WLTP test cycle | Basic Recommended Retail £ | VAT £ | Total Recommended Retail £ | Additional 'On the road' Costs £ ² | Manufacturer's Recommended 'On the road' Retail £ ² | P11D Value £ ³ | BIK % ⁴ | ABI Insurance Group ⁵ | |
|---|--------------------|----------------|----------------|--------------|---------------------|--|----------------------------|-----------|----------------------------|---|--|---------------------------|--------------------|----------------------------------|------------|
| GTE ‡ | 1.4 ltr TSI PHEV ‡ | Yes | Plug-in hybrid | 5-door | 6-spd auto DSG | 245 | 25 | 30,008.33 | 6,001.67 | 36,010.00 | 690.00 | 36,700.00 | 36,645.00 | 7 | 27E |

¹ Figures for the Volkswagen Golf range, including petrol, diesel and hybrid vehicles. Plug-in hybrid vehicles require mains electricity for charging. Figures for hybrid vehicles were obtained using a combination of battery power and fuel. Figures shown are for comparability purposes; only compare fuel consumption, CO₂ and electric range figures with other vehicles tested to the same technical procedures. These figures may not reflect real life driving results, which will depend upon a number of factors including the accessories fitted (post-registration), variations in weather, driving styles and vehicle load. Data correct at 24.9.2021. For more information, please see www.volkswagen.co.uk/need-help/wltp or consult your authorised Volkswagen retailer. ² The recommended 'On the road' prices and any VED charges quoted reflect the VED charges which apply to vehicles registered after 1 April 2021. The price and charges you pay may differ from any prices or charges displayed or quoted before 1 April 2021. For full details of 'First year rate' VED (Vehicle Excise Duty), delivery to retailer, number plates and vehicle first registration fee included in the recommended 'On the road' retail price, [please click here](#). ³ P11D value = Total recommended retail price + delivery to retailer £509.17, + number plates £20, + VAT £105.83 (calculated by reference to total of delivery to retailer + number plates). P11D value is based on standard specification model with no factory-fitted options or other accessories. ⁴ The BIK charges quoted reflect the charges which apply to vehicles registered after 6 April 2021. These charges may differ from any charges displayed or quoted before 6 April 2021. The BIK % figure quoted includes the 4% diesel supplement, where applicable. Please consult your Volkswagen retailer for full details. ⁵ The ABI insurance group is the recommended insurance rating set by the Association of British Insurers. Please note that insurance group ratings are purely advisory. They are used by insurers (ABI members and Lloyd's syndicates) as one of the factors in calculating premiums. Insurers are not required to follow the advisory group ratings and they may depart from them if they so wish.

‡ These vehicles are WLTP (Worldwide Harmonised Light-Duty Vehicles Test Procedure) type approved vehicles. More information is available at www.volkswagen.co.uk/need-help/wltp. RDE2 refers to Real Driving Emissions Step 2.

Volkswagen Service Plan – Retail sales only.

For vehicles under 1 year old set to the Fixed Service regime that has not had its first service, comprising first two manufacturer's scheduled services:

- 'Oil service' including oil filter change
- 'Oil service' including oil filter change and 'Inspection service' plus a pollen filter replacement (if required)

Excludes electric vehicles. Service plan covers first two consecutive services, limited to 1x 'Oil service' and 1x 'Oil and Inspection service'. T&Cs apply: All vehicles must be set to the Fixed Service regime by the retailer. Maximum age of car is 12 months (Service plan must be taken out before first service is due). Additional work, including wear and tear is excluded. Servicing must be carried out in line with the requirement of the Service Schedule. All work must be carried out by an Authorised Volkswagen Repairer. Offers may be varied or withdrawn at any time. Plan validity is dependent on required payments received. Administered by Volkswagen Financial Services. Retail sales only. For pricing and further details, please consult your authorised Volkswagen retailer or visit www.volkswagen.co.uk

Prices, specifications, features, technical and other information (including fuel consumption, CO₂ emissions and range) are updated regularly and are subject to change without notice (this may include changes between order and delivery). There may be a delay in updates to our materials – always consult your authorised Volkswagen retailer for the latest information.

Volkswagen UK may change RRP's at any time (this includes where there are government changes in regulation and/or legislation).

There may be a delay to any RRP displaying correctly on our materials. Always obtain prices from your chosen authorised Volkswagen retailer.

VAT IS CALCULATED AT 20%. EFFECTIVE FROM 24 SEPTEMBER 2021.

Standard items of equipment: Life



VOLKSWAGEN SERVICE

- 3-year/60,000 miles warranty (whichever is soonest)
- 3-year paintwork warranty
- 12-year body protection warranty
- Volkswagen Roadside Assistance
- Exclusions and terms apply, [please click here](#) for more details

WHEELS AND SUSPENSION

- Alloy wheels, four 7J x 16" 'Norfolk' with 205/55 R16 tyres and anti-theft wheel bolts
- Tyre mobility kit and compressor



For detailed information regarding tyre efficiency labelling and technical specifications on all potential tyre fitments, visit the Volkswagen online car configurator at www.volkswagen.co.uk or consult your authorised Volkswagen retailer.

The specifications listed are for information purposes only as our products are continually updated and changes may be made to the specifications at any time. If you require any specific feature, please consult your authorised Volkswagen retailer who is regularly updated with any change in specification. Specifications are subject to change without notice. Model shown features optional metallic paint.

EXTERIOR

- Black radiator grille
- Body-coloured bumpers
- Body-coloured door handles
- Body-coloured door mirrors with integrated indicators
- Body-coloured front air intake fins x 3 with lower fin extending across lower radiator grille
- Galvanised body
- Heated rear windscreen
- Highway light
- LED lighting in door handle recess, front and rear
- LED self-levelling headlights with separate LED daytime running lights
- Rear diffuser, black
- Rear lights incorporating LED technology
- Rear number plate lights incorporating LED technology
- Rear screen wash/wipe with intermittent wipe
- Tailgate with integrated rear roof spoiler
- Welcome light
- Windscreen wiper with intermittent wipe and 4 position delay

INTERIOR

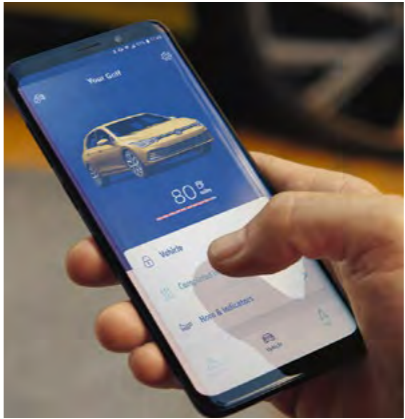
- Bag hook in luggage compartment, left and right
- Chrome-plated electric mirror adjustment switch surround
- Chrome-plated electric window button surround
- Cup holders, front x 2
- 'Nature Cross Brushed' decorative inserts in dash and front door panels
- Front centre armrest, with storage compartment
- 'Gloss Black' decorative inserts in dash surround and parking brake
- Glovebox
- Grab handles, front, rear x 2
- Height and reach adjustable steering wheel
- Interior light delay
- Leather trimmed three-spoke multifunction steering wheel
- Leather trimmed gear knob (manual models only)
- Load lashing points in luggage compartment x 2
- Load through provision
- Luggage compartment cover, stowable
- Luggage compartment light incorporating LED technology, right
- Reading lights, front and rear x 2 incorporating LED technology
- Rear centre armrest, with 2 cup holders when folded down
- Seating
 - Upholstery - 'Maze' cloth
 - Front comfort seats with height and lumbar adjustment
 - Split folding rear seat backrest 60:40
- Storage compartment in centre console
- Storage compartments in front and rear doors
- Vanity mirrors, illuminated
- Variable boot floor, height-adjustable and removable
- 12V socket in centre console
- 12V socket in luggage compartment

IN-CAR ENTERTAINMENT AND COMMUNICATIONS

- Discover Media Navigation infotainment system
 - 10" colour touch-screen with touch sensitive functionality
 - Bluetooth telephone and audio connection for compatible devices¹
 - Branded points of interest
 - Car information display
 - DAB digital radio receiver
 - Dynamic guidance via We Connect Plus online traffic information
 - In-Car shop: Purchase additional services i.e. We Connect contract extensions or upgrade to navigation services after vehicle purchase
 - Integrated SIM-card
 - MDI (Multi Device Interface), via USB-C connection - compatible products only
 - Music playback from MP3, WMA and AAC files
 - Preloaded European navigation data
 - Simultaneous pairing of 2 compatible mobile devices
 - SMS functionality - read, compose and send SMS messages using touch-screen display (when stationary, compatible Android smartphones only)
 - Speed Limit Display²
 - Three route options (Fast, Short, Eco)
 - Title and cover art display
 - 1 x USB-C connection, USB charging socket (compatible products only)
 - 2D/3D map view
 - 4 x 20 watt output
 - 6 speakers, front and rear
- 'App-Connect'³
 - Combines the functionality of Apple 'CarPlay', Google 'Android Auto' and 'MirrorLink'TM allowing 'mirroring' of smartphone display on the infotainment touch-screen
 - Wireless connection for Apple 'CarPlay'
 - USB connection for Google 'Android Auto' and 'MirrorLink'TM

IN-CAR ENTERTAINMENT AND COMMUNICATIONS (CONTINUED)

- Premium USB-C cable (choice of either Apple or Android smartphone compatibility)
- Wireless smartphone charger⁴



WE CONNECT PLUS

- We Connect Plus preparation^{5,6}
 - Driver and vehicle integration via We Connect Portal or We Connect app
 - Driver and vehicle integration with Volkswagen call centre or server for: 'eCall'- Emergency call service for SOS calls to emergency response
 - Provides continuous interaction between the driver, vehicle and Volkswagen, via integrated SIM-card connectivity
 - Navigation based services for: Online voice control, Online traffic information, Online route calculations and Online destination import. Petrol station, Charging point and Parking locations. Online map updates
 - Streaming and internet based services⁸ for: Internet radio, Wi-Fi hotspot and Media streaming⁵
 - Vehicle based services for: Car breakdown call, Vehicle status, Doors and lights, Automatic accident notification, Vehicle health report, Driving data, Parking position, Service schedule, Area alert, Speed alert, Horn and indicators, Online anti-theft alarm, Lock & unlock⁷

- 1 Devices must be Bluetooth HFP (Hands Free Profile) compatible, please contact your authorised Volkswagen retailer for specific phone compatibility.
- 2 Speed Limit Display only reflects national speed limits and does not show temporary speed limit restrictions, or where permanent changes to speed limits are made in-between map updates.
- 3 Only operable in conjunction with compatible tablets and smartphones including iPhone 5 and above. Please see www.volkswagen.co.uk to check compatibility.
- 4 Non-Qi-compatible smartphones can be retrofitted with a cover or wireless charging module to allow operation. Please see www.qi-wireless-charging.net for full details.
- 5 To use the free We Connect app you will need a smartphone with iOS or Android operating system and a SIM-card with a data option. Depending on your mobile tariff, sending and receiving data online may incur additional charges (e.g. roaming charges), particularly if you are using We Connect abroad. For more information on We Connect services, go to www.volkswagen.co.uk/myvolkswagen or contact your Volkswagen retailer.
- 6 We Connect Plus services are accessed via a compatible mobile device. Please see www.volkswagen.co.uk/myvolkswagen for more information. The use of We Connect Plus entails exchanging large volumes of data. As such, we strongly recommend that you sign-up for a flat rate data plan with your mobile network provider. Information on the duration of We Connect Plus services can be obtained once a user account has been registered on the We Connect web portal.
- 7 Lock & unlock service is a secure service and requires that your identity be verified via the Volkswagen Ident process. Your identity will be verified by a Volkswagen retailer or via video chat.
- 8 For the use of the Streaming and Internet based services and for the Wi-Fi hotspot, data packages can be purchased from Cubic Telecom, our mobile communications partner and used in the network coverage area within many European countries. You can find information on prices and supported countries at www.vw.cubictelecom.com

Standard items of equipment: Life (continued)

SAFETY AND SECURITY

- Alarm with interior protection, with deactivation via infotainment system
- ABS (Anti-lock Braking System) with HBA (Hydraulic Brake Assist)
- Airbags
 - Curtain airbag system, for front and rear passengers
 - Driver's and front passenger's airbags with passenger's airbag deactivation switch
 - Front seat side impact airbags
- Automatic Post-Collision Braking System
- Automatic coming/leaving home lighting function
- Disc brakes, front and rear
- Driver's and front passenger's safety-optimised head restraints
- Dusk sensor, automatic driving lights
- Electronic engine immobiliser
- ESC (Electronic Stability Control) including EDL (Electronic Differential Lock) and ASR (Traction Control), with deactivation via infotainment system
- Height-adjustable front three-point seat belts with tensioners
- High level 3rd brake light incorporating LED technology
- Isofix child seat preparation, front passenger seat and outer rear seats (also fitting i-Size child seats), including 2 top tethers on the outer rear seats
- Misfuel prevention device for diesel engines
- Remote central locking with 2 remote keys
- Tyre pressure loss indicator
- Warning buzzer and light for front seat belts if unfastened
- XDS electronic differential lock for improved traction and handling
- 3 rear head restraints
- 3 rear three-point seat belts




Image shown for illustration purposes only and may not necessarily reflect UK specification.

COMFORT AND CONVENIENCE

- Ambient lighting – choice of 10 colours, light strips extending across dash, below trim in front and rear doors and front centre storage tray
- Climate control – 1Zone electronic air conditioning
- Electric windows, front and rear
- Electrically heated and adjustable door mirrors with memory settings
- Keyless start, Start/Stop button on centre console
- Rain sensor and automatic dimming interior rear-view mirror

DRIVER'S ASSISTANCE



- Adaptive Cruise Control (ACC), including Front Assist, radar sensor controlled distance monitoring system, City emergency braking system, cruise control and speed limiter
- Car2X – intelligent vehicle networking
- Digital Cockpit Pro, 10" high resolution TFT dash display screen with customisable menus and information¹
- Digital speedo and rev counter, electronic odometer, trip, service interval display, exterior temperature gauge and fuel gauge
- Driver Alert system, fatigue detection
- Dynamic road sign display
- Electronic parking brake – with auto hold function
- Lane Assist with Road Edge Recognition
 - Lane Assist, camera controlled warning system that recognises road markings to correctively steer your vehicle should it drift out of its lane
 - Road Edge Recognition, detects kerbs, grass verges and lane markings

DRIVER'S ASSISTANCE (CONTINUED)

- Parking sensors, front and rear – ultrasonic, audible with audio volume reduction when activated and optical parking display via vehicle's infotainment system
- Power-assisted steering, speed-sensitive, electro-mechanical steering rack
- Predictive Pedestrian Protection
- Touch sensitive shortcut menu items for infotainment display
- Warning 'lights on' buzzer

EFFICIENCY

- Battery regeneration (recuperation – energy recovery during braking)
- Start/Stop function



Interior shown is Golf Life with optional metallic paint.

¹ Please note: The navigation map cannot be displayed on the Digital Cockpit Pro.

The specifications listed are for information purposes only as our products are continually updated and changes may be made to the specifications at any time. If you require any specific feature, please consult your authorised Volkswagen retailer who is regularly updated with any change in specification. Specifications are subject to change without notice. Models shown features optional metallic paint.

[Configure now >](#)



Additional items of standard equipment: ACTIVE† (over Life)



Model shown is Golf ACTIVE with optional metallic paint.

Image shown is a left-hand drive European model and may not necessarily reflect UK specification – always consult your authorised Volkswagen retailer for full details.

WHEELS AND SUSPENSION

Alloy wheels, four 7J x 16" 'Galway' with 205/55 R16 tyres and anti-theft wheel bolts

EXTERIOR

Rear tinted glass from B-pillar backwards, approx. 65% tinted

Unique 'ACTIVE' badging on B-pillar

Welcome light, 'ACTIVE' logo projection

INTERIOR

Brushed stainless steel pedals

Carpet mats, front and rear

Heated leather trimmed three-spoke multifunction steering wheel, touch-sensitive

'Matt Silver' decorative inserts in dash and front door panels

Seating

- Upholstery - 'Waveform' cloth

- Heated front seats

Unique 'ACTIVE' door sill protectors

COMFORT AND CONVENIENCE

Ambient lighting – choice of 30 colours, light strips extending across dash, below trim in front and rear doors and front centre storage tray

Climate control – 3Zone electronic air conditioning with automatic air recirculation and allergy filter

Heated windscreen washer jets

† Please note these models are only available from stock and not available to factory order.

For detailed information regarding tyre efficiency labelling and technical specifications on all potential tyre fitments, visit the Volkswagen online car configurator at www.volkswagen.co.uk or consult your authorised Volkswagen retailer.

The specifications listed are for information purposes only as our products are continually updated and changes may be made to the specifications at any time. If you require any specific feature, please consult your authorised Volkswagen retailer who is regularly updated with any change in specification. Specifications are subject to change without notice.

The Golf

Model prices

Standard equipment



Infotainment and connectivity

IQ.Drive

Factory-fitted options

Accessories

Alloy wheels

Paint

Upholstery

Combinations

Dimensions

VED and additional 'On the road' costs

Environmental information

CO₂ emissions, BIK % and VED Bands with optional wheels

Company car taxation chart and comparison

Volkswagen service and service plan

Additional items of standard equipment: Style (over Life)



WHEELS AND SUSPENSION
Alloy wheels, four 7½J x 17" 'Belmont' with 225/45 R17 tyres and anti-theft wheel bolts

EXTERIOR
Body-coloured front air intake fins x 2 with chrome trimmed lower fin extending across lower radiator grille
Chrome trimmed lower edge of side window surrounds
Door mirror puddle lights
LED light strip extending across radiator grille to create continuous illumination with headlights
LED 'Plus' headlights including cornering function and poor weather lighting
Unique 'Style' badging

INTERIOR (CONTINUED)
'Brushed Dark Metal' decorative inserts in dash and front door panels
Carpet mats, front and rear
Front footwell illumination
Matt aluminium surrounds on steering wheel
Seating
- Upholstery - Art Velours seat centre section and 'Microfibre' side bolsters
- Front sport seats with height and lumbar adjustment
- Front seat back storage pockets

COMFORT AND CONVENIENCE
Ambient lighting - choice of 30 colours, light strips extending across dash, below trim in front and rear doors and front centre storage tray
Climate control - 3Zone electronic air conditioning with automatic air recirculation and allergy filter
Dust and pollen filter
Electrically heated, adjustable and foldable door mirrors with memory, including automatic dimming function on driver's side, door mirror puddle lights and reverse activated kerb-view adjustment on passenger's side

DRIVER'S ASSISTANCE
High Beam Assist
Emergency Assist - Driver intervention should sensors detect the driver is incapable of driving. Automatic hazard light activation while bringing the vehicle to a controlled stop within its lane (DSG gearbox only)
Side Assist - Radar sensor controlled warning system for lane changing and blind spots from speeds of 6mph and above (manual gearbox only)
Travel Assist - Camera and radar sensor controlled assistance system to accelerate, brake, steer and maintain distance to vehicles ahead. Camera detection of road markings provide lane guidance to prevent the vehicle drifting out of its lane, providing the driver's hands are on the wheel

Additional items of standard equipment: Style 1.4 TSI eHybrid 204 PS

WHEELS AND SUSPENSION
Alloy wheels, four 7J x 16" 'San Antonio' with 205/55 R16 tyres and anti-theft wheel bolts

EXTERIOR
Unique 'eHybrid' badging

DRIVER'S ASSISTANCE
Driving profile selection
'e-sound', exterior sound generator

ELECTRIC
Socket AC type 2
Two 6 metre charging cables - 16amp AC cable for wallbox/chargepoints (mode 3) and 10amp mains charge cable (mode 2)



Model shown is Golf Style with optional 18" 'Dallas' alloy wheels, 'IQ. Light' LED matrix headlights and metallic paint.



For detailed information regarding tyre efficiency labelling and technical specifications on all potential tyre fitments, visit the Volkswagen online car configurator at www.volkswagen.co.uk or consult your authorised Volkswagen retailer. The specifications listed are for information purposes only as our products are continually updated and changes may be made to the specifications at any time. If you require any specific feature, please consult your authorised Volkswagen retailer who is regularly updated with any change in specification. Specifications are subject to change without notice.

The Golf R-Line.

Exciting, sporty and stylish, that's the Golf R-Line. Thanks to the 'R-Line' exterior styling pack, it's easy to recognise this distinctive model. With its specially designed front and rear bumpers featuring unique 'C' signature 'Gloss Black' front air intakes, side skirts, 65% rear tinted heat insulating glass from the B-pillar backwards and chrome-effect trapezoid dummy exhaust tailpipe surrounds all help to create the look and feel of a real sports performer.



Model shown is Golf R-Line with optional 'IQ, Light' LED matrix headlights and metallic paint.

Additional items of standard equipment: R-Line (over Life)



Model shown is Golf R-Line with optional 'IQ. Light' LED matrix headlights and metallic paint.



WHEELS AND SUSPENSION

Alloy wheels, four 7½J x 17" 'Valencia' Grey Metallic with 225/45 R17 tyres and anti-theft wheel bolts
Sports suspension, lowered

INTERIOR

Black rooflining
Brushed stainless steel pedals
'Carbon Grey' decorative inserts in dash and front door panels
Carpet mats, front and rear
Door sill protectors
Heated leather trimmed three-spoke multifunction steering wheel, touch-sensitive with 'R-Line' logo
LED front footwell illumination
Seating
- Upholstery - 'Sardegna' cloth seat centre section and Art Velours side bolsters with embossed 'R-Line' logo on seat backrest
- Front sport seats with height and lumbar adjustment
- Front seat back storage pockets

EXTERIOR

Chrome-effect trapezoid dummy exhaust tailpipe surrounds, left and right
'R-Line' styling pack - 'R-Line' design front and rear bumpers, radiator grille and side skirts
Rear tinted glass from B-pillar backwards, approx. 65% tinted
Unique 'R-Line' badging

COMFORT AND CONVENIENCE

Ambient lighting - choice of 30 colours, light strips extending across dash, below trim in front and rear doors and front centre storage tray

DRIVER'S ASSISTANCE

Driver profile selection
Progressive steering

SAFETY AND SECURITY

Front integrated head restraints



For detailed information regarding tyre efficiency labelling and technical specifications on all potential tyre fitments, visit the Volkswagen online car configurator at www.volkswagen.co.uk or consult your authorised Volkswagen retailer.

The specifications listed are for information purposes only as our products are continually updated and changes may be made to the specifications at any time. If you require any specific feature, please consult your authorised Volkswagen retailer who is regularly updated with any change in specification. Specifications are subject to change without notice.

[Configure now >](#)



The Golf GTE.

Sleek, stylish and responsive, the Golf GTE is a plug-in hybrid that offer the best of both worlds, combining a TSI petrol engine and electric motor to deliver a whole new driving experience. The Golf GTE has its own inimitable style.

Model shown is Golf GTE with optional 18" 'Bakersfield' alloy wheels, panoramic sunroof and premium signature paint.

Image shown is a left-hand drive European model and may not necessarily reflect UK specification – always consult your authorised Volkswagen retailer for full details.

[The Golf](#)

[Model prices](#)

[Standard equipment](#)



[Infotainment and connectivity](#)

[IQ.Drive](#)

[Factory-fitted options](#)

[Accessories](#)

[Alloy wheels](#)

[Paint](#)

[Upholstery](#)

[Combinations](#)

[Dimensions](#)

[VED and additional 'On the road' costs](#)

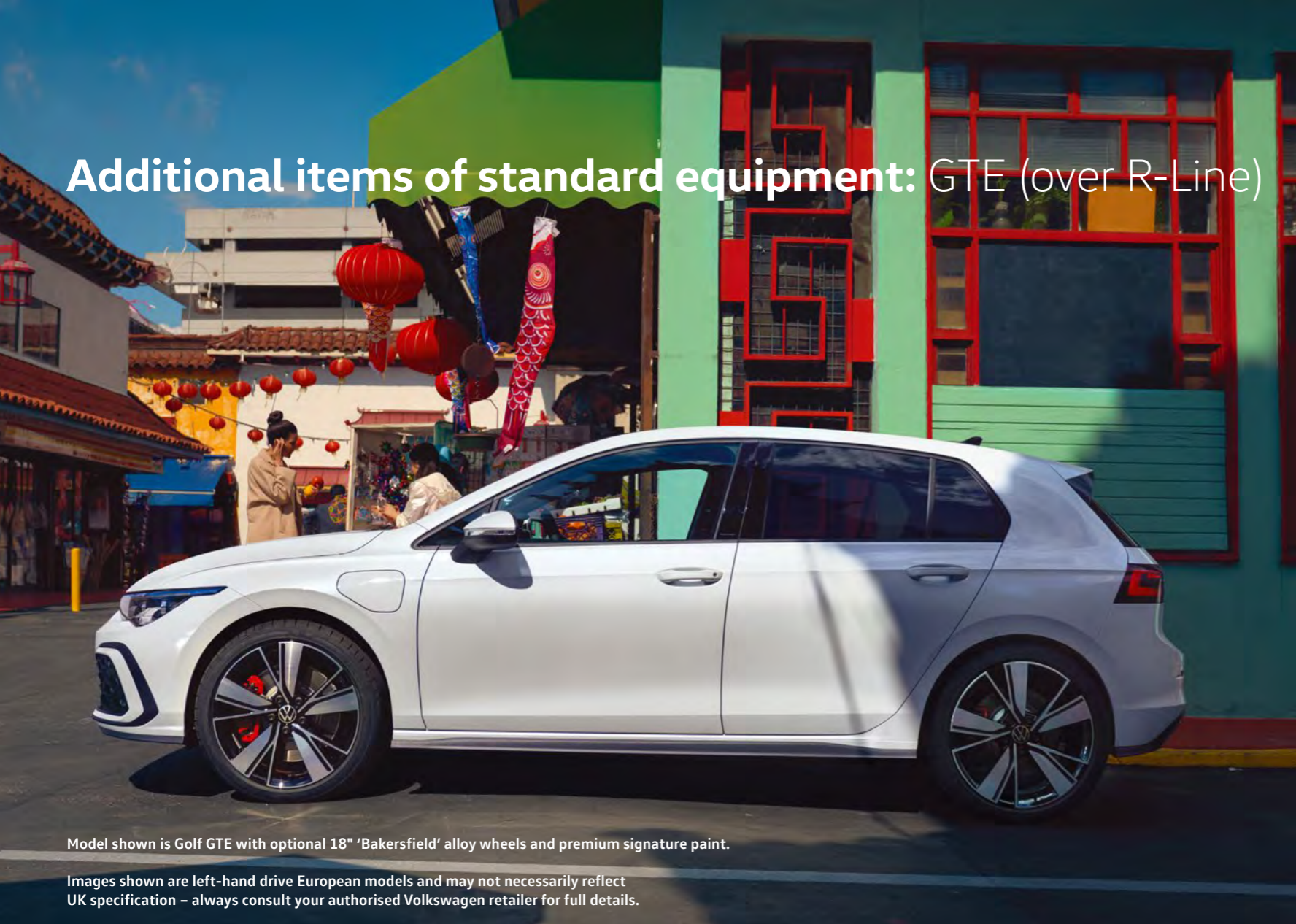
[Environmental information](#)

[CO₂ emissions, BIK % and VED Bands with optional wheels](#)

[Company car taxation chart and comparison](#)

[Volkswagen service and service plan](#)

Additional items of standard equipment: GTE (over R-Line)



Model shown is Golf GTE with optional 18" 'Bakersfield' alloy wheels and premium signature paint.

Images shown are left-hand drive European models and may not necessarily reflect UK specification – always consult your authorised Volkswagen retailer for full details.



WHEELS AND SUSPENSION

Alloy wheels, four 7½J x 17" 'Richmond' with 225/45 R17 tyres and anti-theft wheel bolts

INTERIOR

'Black Metal Chrome' decorative inserts in dash and front door panels

Heated leather trimmed three-spoke multifunction steering wheel, capacitive touch-sensitive with 'GTE' logo. Including paddle shift

Seating

- Upholstery - 'Jacara Blue' cloth
- Unique 'GTE' aluminium gear knob

EXTERIOR

'GTE' styling pack - 'GTE' design front and rear bumpers and honeycomb front air intake

Illuminated front grille

'IQ. Light' LED dipped and main beam headlights including Dynamic Light Assist. Including LED daytime running lights, which perform the indicator function and Dynamic curve lighting

Larger diameter brake discs and 'Red' brake callipers

LED front fog lights, x5 individual set in honeycomb front air intake

LED rear light clusters with dynamic sequential indicators

Unique 'GTE' badging

COMFORT AND CONVENIENCE

Climate control - 3Zone electronic air conditioning with automatic air recirculation

Keyless entry including Start/Stop button on centre console

SAFETY AND SECURITY

Electrically heated, adjustable and foldable door mirrors, including automatic dimming function on driver's side and reverse activated kerb-view adjustment on passenger's side

ELECTRIC

Electric range 40 miles

Socket AC type 2

Two 6 metre charging cables - 16amp AC cable for wallbox/chargepoints (mode 3) and 10amp mains charge cable (mode 2)

DRIVER'S ASSISTANCE

Driving profile selection

- e-mode
- Hybrid mode
- Battery charge mode
- Battery hold mode
- 'GTE' mode

'e-sound', exterior sound generator when driving in e-mode

Travel Assist with Emergency Assist and Side Assist with Rear traffic alert

- Travel Assist, camera and radar sensor controlled lane guidance assistance system to allow partially assisted driving up to 130 mph (where the law permits), as long as the driver is in contact with the capacitive touch-sensitive steering wheel


- Emergency Assist, driver intervention should sensors detect the driver is incapable of driving or no contact with the capacitive touch-sensitive steering wheel for 10 seconds. Initially by visual and audible warnings and a braking jolt. If no response, the systems initiate automatic hazard light activation while slowing the vehicle down, steering the vehicle into the left-hand lane and bringing it to a controlled stop - traffic behind permitting

- Side Assist, two radar systems at the rear monitor the areas behind the car and the blind spots at the sides to provide a warning for lane changing and blind spots from speeds of 6mph and above. The system sees fast approaching vehicles in adjacent lanes with visual warning via light in door mirror housing. The system can intervene and countersteer if a vehicle is detected as the driver attempts to overtake

- Rear traffic alert, radar sensor controlled rear warning system for vehicles approaching from the sides whilst reversing from driveways or parking spaces. Two radar sensors integrated in the rear bumper monitor traffic to intervene with emergency braking if the driver does not react

For detailed information regarding tyre efficiency labelling and technical specifications on all potential tyre fitments, visit the Volkswagen online car configurator at www.volkswagen.co.uk or consult your authorised Volkswagen retailer.

The specifications listed are for information purposes only as our products are continually updated and changes may be made to the specifications at any time. If you require any specific feature, please consult your authorised Volkswagen retailer who is regularly updated with any change in specification. Specifications are subject to change without notice.


 To find out more about the benefits of owning an ultra low emission vehicle, including the Government's grants for vehicles and chargepoints, visit www.GoUltraLow.com

Configure now >



The Golf GTD.

The Golf GTD proves that practical and sporty go together with head-turning style. From the minute you see its dynamic exterior, you can tell this is something special.

Model shown is Golf GTD with optional 19" 'Adelaide' Black diamond-turned alloy wheels, 'Vienna' leather upholstery, panoramic sunroof and metallic paint.

Image shown is a left-hand drive European model and may not necessarily reflect UK specification – always consult your authorised Volkswagen retailer for full details.

The Golf

Model prices

Standard equipment



Infotainment and connectivity

IQ.Drive

Factory-fitted options

Accessories

Alloy wheels

Paint

Upholstery

Combinations

Dimensions

VED and additional 'On the road' costs

Environmental information

CO₂ emissions, BIK % and VED Bands with optional wheels

Company car taxation chart and comparison

Volkswagen service and service plan

Additional items of standard equipment: GTD (over R-Line)

WHEELS AND SUSPENSION

Alloy wheels, four 7½J x 18" 'Bakersfield' with 225/40 R18 tyres and anti-theft wheel bolts

INTERIOR

'Black Metal Chrome' decorative inserts in dash and front door panels

Heated leather trimmed three-spoke multifunction steering wheel, capacitive touch-sensitive with 'GTD' logo. Including paddle shift

Seating

- Upholstery - 'Jacara Grey' cloth

Unique 'GTD' aluminium gear knob

EXTERIOR

Chrome exhaust twin tailpipes, left

'GTD' styling pack - 'GTD' design front and rear bumpers and honeycomb front air intake

Illuminated front grille

'IQ. Light' LED dipped and main beam headlights including Dynamic Light Assist. Including LED daytime running lights, which perform the indicator function and Dynamic curve lighting

Larger diameter brake discs and 'Red' brake calipers

LED front fog lights, x5 individual set in honeycomb front air intake

LED rear light clusters with dynamic sequential indicators

Unique 'GTD' badging

COMFORT AND CONVENIENCE

Climate control - 3Zone electronic air conditioning with automatic air recirculation

Keyless entry including Start/Stop button on centre console

SAFETY AND SECURITY

Electrically heated, adjustable and foldable door mirrors, including automatic dimming function on driver's side and reverse activated kerb-view adjustment on passenger's side

DRIVER'S ASSISTANCE

Travel Assist with Emergency Assist and Side Assist with Rear traffic alert

- Travel Assist, camera and radar sensor controlled lane guidance assistance system to allow partially assisted driving up to 130 mph (where the law permits), as long as the driver is in contact with the capacitive touch-sensitive steering wheel

- Emergency Assist, driver intervention should sensors detect the driver is incapable of driving or no contact with the capacitive touch-sensitive steering wheel for 10 seconds. Initially by visual and audible warnings and a braking jolt. If no response, the systems initiate automatic hazard light activation while slowing the vehicle down, steering the vehicle into the left hand lane and bringing it to a controlled stop - traffic behind permitting

- Side Assist, two radar systems at the rear monitor the areas behind the car and the blind spots at the sides to provide a warning for lane changing and blind spots from speeds of 6mph and above. The system sees fast approaching vehicles in adjacent lanes with visual warning via light in door mirror housing. The system can intervene and countersteer if a vehicle is detected as the driver attempts to overtake

- Rear traffic alert, radar sensor controlled rear warning system for vehicles approaching from the sides whilst reversing from driveways or parking spaces. Two radar sensors integrated in the rear bumper monitor traffic to intervene with emergency braking if the driver does not react



Interior shown is Golf GTD with optional 'Vienna' perforated leather with climate function and metallic paint. Image shown is a left-hand drive European model and may not necessarily reflect UK specification - always consult your authorised Volkswagen retailer for full details.



For detailed information regarding tyre efficiency labelling and technical specifications on all potential tyre fitments, visit the Volkswagen online car configurator at www.volkswagen.co.uk or consult your authorised Volkswagen retailer.

The specifications listed are for information purposes only as our products are continually updated and changes may be made to the specifications at any time. If you require any specific feature, please consult your authorised Volkswagen retailer who is regularly updated with any change in specification. Specifications are subject to change without notice.

The Golf GTI.

[Configure now >](#)



A pioneer in every sense, offering new levels of efficiency, unprecedented performance and higher safety standards. More technologically advanced, more exciting and more desirable. The Golf GTI.

Model shown is Golf GTI with optional 19" 'Adelaide' Black diamond-turned alloy wheels, 'Vienna' leather upholstery, panoramic sunroof and metallic paint.

Image shown is a left-hand drive European model and may not necessarily reflect UK specification – always consult your authorised Volkswagen retailer for full details.

[The Golf](#)

[Model prices](#)

[Standard equipment](#)



[Infotainment and connectivity](#)

[IQ.Drive](#)

[Factory-fitted options](#)

[Accessories](#)

[Alloy wheels](#)

[Paint](#)

[Upholstery](#)

[Combinations](#)

[Dimensions](#)

[VED and additional 'On the road' costs](#)

[Environmental information](#)

[CO₂ emissions, BIK % and VED Bands with optional wheels](#)

[Company car taxation chart and comparison](#)

[Volkswagen service and service plan](#)

Additional items of standard equipment: GTI (over R-Line)

WHEELS AND SUSPENSION

Alloy wheels, four 7½J x 18" 'Richmond' with 225/40 R18 tyres and anti-theft wheel bolts

INTERIOR

'Black Metal Chrome' decorative inserts in dash and front door panels

Heated leather trimmed three-spoke multifunction steering wheel, capacitive touch-sensitive with 'GTI' logo. Including paddle shift (auto DSG only)

Seating

– Upholstery – 'Jacara Red' cloth

Unique 'GTI' aluminium gear knob

EXTERIOR

Chrome exhaust tailpipe, left and right

'GTI' styling pack – 'GTI' design front and rear bumpers and honeycomb front air intake

Illuminated front grille

'IQ. Light' LED dipped and main beam headlights including Dynamic Light Assist. Including LED daytime running lights, which perform the indicator function and Dynamic curve lighting

Larger diameter brake discs and 'Red' brake calipers

LED front fog lights, x5 individual set in honeycomb front air intake

LED rear light clusters with dynamic sequential indicators

Unique 'GTI' badging

COMFORT AND CONVENIENCE

Climate control – 3Zone electronic air conditioning with automatic air recirculation

Keyless entry including Start/Stop button on centre console

SAFETY AND SECURITY

Electrically heated, adjustable and foldable door mirrors, including automatic dimming function on driver's side and reverse activated kerb-view adjustment on passenger's side

DRIVER'S ASSISTANCE

Front differential lock

Travel Assist with Emergency Assist and Side Assist with Rear traffic alert

– Travel Assist, camera and radar sensor controlled lane guidance assistance system to allow partially assisted driving up to 130 mph (where the law permits), as long as the driver is in contact with the capacitive touch-sensitive steering wheel

– Emergency Assist, driver intervention should sensors detect the driver is incapable of driving or no contact with the capacitive touch-sensitive steering wheel for 10 seconds. Initially by visual and audible warnings and a braking jolt. If no response, the systems initiate automatic hazard light activation while slowing the vehicle down, steering the vehicle into the left-hand lane and bringing it to a controlled stop – traffic behind permitting (auto DSG only)

– Side Assist, two radar systems at the rear monitor the areas behind the car and the blind spots at the sides to provide a warning for lane changing and blind spots from speeds of 6mph and above. The system sees fast approaching vehicles in adjacent lanes with visual warning via light in door mirror housing. The system can intervene and countersteer if a vehicle is detected as the driver attempts to overtake

– Rear traffic alert, radar sensor controlled rear warning system for vehicles approaching from the sides whilst reversing from driveways or parking spaces. Two radar sensors integrated in the rear bumper monitor traffic to intervene with emergency braking if the driver does not react



Interior shown is Golf GTI with optional 'Vienna' leather upholstery and metallic paint. Image shown is a left-hand drive European model and may not necessarily reflect UK specification – always consult your authorised Volkswagen retailer for full details.



For detailed information regarding tyre efficiency labelling and technical specifications on all potential tyre fitments, visit the Volkswagen online car configurator at www.volkswagen.co.uk or consult your authorised Volkswagen retailer.

The specifications listed are for information purposes only as our products are continually updated and changes may be made to the specifications at any time. If you require any specific feature, please consult your authorised Volkswagen retailer who is regularly updated with any change in specification. Specifications are subject to change without notice.

[Configure now >](#)



The Golf GTI Clubsport.

The Golf GTI Clubsport is already moving something – the hearts of all GTI fans. This is all thanks partly to the red brake calipers with 'GTI' lettering and 18 inch brake system at the front, and also the two-part body-coloured and high-gloss black roof spoiler. In addition, the widened side skirts and the diffuser ensure even more adrenaline – even when you look at it. The new GTI Clubsport looks as good as it drives.

Model shown is Golf GTI Clubsport with optional 19" 'Adelaide' Black diamond-turned alloy wheels, 'Vienna' leather upholstery, Park Assist and panoramic sunroof.

Image shown is a left-hand drive European model and may not necessarily reflect UK specification – always consult your authorised Volkswagen retailer for full details.

Configure now >



Additional items of standard equipment: GTI Clubsport (over GTI)



Interior shown is Golf GTI Clubsport with optional Harman/Kardon premium sound system and 'Vienna' leather upholstery.

Image shown is a left-hand drive European model and may not necessarily reflect UK specification – always consult your authorised Volkswagen retailer for full details.

EXTERIOR

- Flared side skirts
- Front splitter for increased downforce
- Gloss black two-part performance rear spoiler, reduces lift
- Unique 'GTI Clubsport' decals on lower edge of door panel
- Unique 'GTI Clubsport' rear diffuser in 'Black'
- Unique 'GTI Clubsport' styling pack – 'GTI Clubsport' design front bumper and rear bumpers
- Unique 'GTI Clubsport' twin oval chrome exhaust tailpipes, left and right
- 18" performance brake system, including perforated discs and 'red' brake calipers with 'GTI' logo

INTERIOR

- 'GTI Clubsport' decorative inserts in dash and front door panels
- Interior styling highlights with 'red' contrast stitching
- Seating
 - Upholstery – 'GTI Clubsport' seats in Art Velours



For detailed information regarding tyre efficiency labelling and technical specifications on all potential tyre fitments, visit the Volkswagen online car configurator at www.volkswagen.co.uk or consult your authorised Volkswagen retailer.

The specifications listed are for information purposes only as our products are continually updated and changes may be made to the specifications at any time. If you require any specific feature, please consult your authorised Volkswagen retailer who is regularly updated with any change in specification. Specifications are subject to change without notice.

[Configure now >](#)



The new Golf GTI Clubsport 45.

To celebrate 45 years of the iconic Golf GTI, the GTI Clubsport 45 is the sixth anniversary model since the first in 1996. This limited edition model is proudly adorned with unique '45' branding and subtle styling notes that pay homage to previous generation GTIs. 19 inch 'Scottsdale' Gloss Black alloy wheels are finished with red pinstripe detailing to complement its striking red calipers, while the 2.0 ltr TSI 300 PS derestricted engine combined with the distinctive tone of the 'Akrapovič' titanium exhaust creates an incredible audible experience as well as a visual one.

Model shown is new Golf GTI Edition 45 with optional non-metallic paint.

Image shown is a left-hand drive European model and may not necessarily reflect UK specification – always consult your authorised Volkswagen retailer for full details.

[The Golf](#)

[Model prices](#)

Standard equipment



[Infotainment and connectivity](#)

[IQ.Drive](#)

[Factory-fitted options](#)

[Accessories](#)

[Alloy wheels](#)

[Paint](#)

[Upholstery](#)

[Combinations](#)

[Dimensions](#)

[VED and additional 'On the road' costs](#)

[Environmental information](#)

[CO₂ emissions, BIK % and VED Bands with optional wheels](#)

[Company car taxation chart and comparison](#)

[Volkswagen service and service plan](#)

Additional items of standard equipment: GTI Clubsport 45[†] (over GTI Clubsport)

WHEELS AND SUSPENSION

Alloy wheels, four 8J x 19" 'Scottsdale' Gloss Black with Tornado Red pinstripe detail, 235/35 R19 tyres and anti-theft wheel bolts

EXTERIOR

'Akrapovič' titanium sport exhaust system

Gloss black rear spoiler

Gloss black roof and door mirrors

Unique '45' decals on lower edge of door panel

INTERIOR

Heated leather trimmed three-spoke multifunction steering wheel, capacitive touch-sensitive with '45' logo. Including paddle shift

Seating

- Upholstery - 'GTI Clubsport' seats in Art Velours with 'GTI' logo on the front seat backrests

DRIVER'S ASSISTANCE

Delimited Speed limiter removed (max speed 166 mph, where law permits)



Interior shown is new Golf GTI Clubsport 45 with optional Harman/Kardon premium sound system.

Image shown is a left-hand drive European model and may not necessarily reflect UK specification – always consult your authorised Volkswagen retailer for full details.

† Please note these models are only available from stock and not available to factory order.

For detailed information regarding tyre efficiency labelling and technical specifications on all potential tyre fitments, visit the Volkswagen online car configurator at www.volkswagen.co.uk or consult your authorised Volkswagen retailer.

The specifications listed are for information purposes only as our products are continually updated and changes may be made to the specifications at any time. If you require any specific feature, please consult your authorised Volkswagen retailer who is regularly updated with any change in specification. Specifications are subject to change without notice.

[Configure now >](#)



The Golf R.

The Golf R will get your heart beating as no other car can. Inspired by the technology and temperament of motorsport, this phenomenal car delivers all the dynamic handling, exhilaration and excitement you could ask for, along with the class-leading performance and sheer driving enjoyment you'd expect from the fastest ever Golf.

Model shown is Golf R with optional 19" 'Estoril' Black diamond-turned alloy wheels, Park Assist, panoramic sunroof and metallic signature paint.

Image shown is a left-hand drive European model and may not necessarily reflect UK specification – always consult your authorised Volkswagen retailer for full details.

[The Golf](#)

[Model prices](#)

[Standard equipment](#)



[Infotainment and connectivity](#)

[IQ.Drive](#)

[Factory-fitted options](#)

[Accessories](#)

[Alloy wheels](#)

[Paint](#)

[Upholstery](#)

[Combinations](#)

[Dimensions](#)

[VED and additional 'On the road' costs](#)

[Environmental information](#)

[CO₂ emissions, BIK % and VED Bands with optional wheels](#)

[Company car taxation chart and comparison](#)

[Volkswagen service and service plan](#)

Additional items of standard equipment: R (over GTI)

4MOTION

All-wheel drive 4MOTION

WHEELS AND SUSPENSION

Alloy wheels, four 7½J x 18" 'Jerez' Black diamond-turned with 225/40 R18 tyres and anti-theft wheel bolts

INTERIOR

Heated leather trimmed three-spoke multifunction steering wheel, capacitive touch-sensitive with 'R' logo. Including paddle shift

Seating

- Upholstery - 'Sardegna' cloth seat centre section and Art Velours side bolsters with 'R' logo on seat backrest

EXTERIOR

'Blue' brake callipers, with 'R' logo on front calliper

Matt-chrome effect door mirrors

'R' styling pack - uniquely shaped front and rear bumpers, rear roof spoiler and side sills

Rear diffuser in 'Black' with twin oval chrome exhaust tailpipes, left and right

Rear tinted glass from B-pillar backwards, approx. 90% tinted

Unique 'R' badging



Interior shown is Golf R with optional Harman/Kardon premium sound system and 'Carbon/Nappa' leather upholstery.

Image shown is a left-hand drive European model and may not necessarily reflect UK specification - always consult your authorised Volkswagen retailer for full details.

For detailed information regarding tyre efficiency labelling and technical specifications on all potential tyre fitments, visit the Volkswagen online car configurator at www.volkswagen.co.uk or consult your authorised Volkswagen retailer.

The specifications listed are for information purposes only as our products are continually updated and changes may be made to the specifications at any time. If you require any specific feature, please consult your authorised Volkswagen retailer who is regularly updated with any change in specification. Specifications are subject to change without notice.

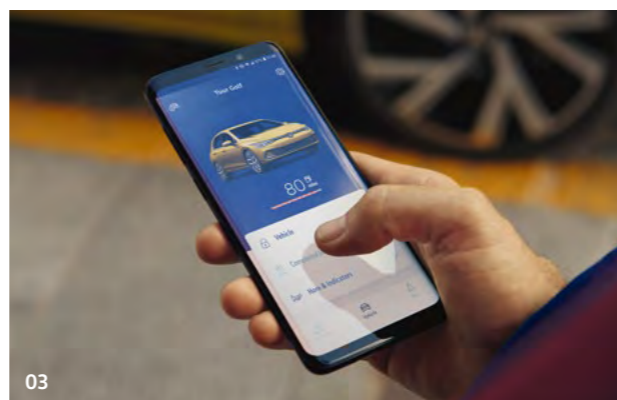
Infotainment and connectivity

In the Golf 8 everything is easy, whether you want to make a hands-free call while driving, access the latest traffic information or stream music.

With voice control, the Golf 8 responds straight away to your verbal instructions, and it's easy to integrate mobile devices, such as your smartphone or tablet.



01 The **Discover Media Navigation infotainment system** features include a 10 inch colour-touch screen, provides navigational functionality, branded points of interest, preloaded European navigation data, Speed Limit Display¹. We Connect Plus^{2,3} provides online access to such information as traffic reports and petrol station and parking locations. The infotainment system also includes a DAB digital radio receiver, MDI (Multi Device Interface) via USB-C connection – compatible products only, music playback from MP3, WMA and AAC files and title and cover art display. Connection for Bluetooth telephone and audio compatible devices⁴ are available, along with simultaneous pairing of two compatible mobile devices and SMS functionality – allowing you to read, compose and send SMS messages using the touch-screen display when the vehicle is stationary (compatible Android smartphones only). Standard on all models.




02 **Voice activated control** allows you to manage a whole range of functions with your voice. Select your favourite radio stations, make a hands-free call, change the navigation route easily and quickly, or you can even adjust the 3Zone electronic air conditioning. Optional on all models, and also optional as part of the Discover Navigation Pro touch-screen navigation infotainment system.

03 **We Connect Plus^{2,3}** access makes it possible to integrate 'traffic information online' into route guidance and transfer to online points of interest to the navigation system. The service also includes information for fuel station location and pricing. The accompanying **We Connect app** syncs with your smartphone, enabling you to keep track of important data while on the move. Standard on all models.

1 Speed Limit Display only reflects national speed limits and does not show temporary speed limit restrictions, or where permanent changes to speed limits are made in-between map updates.
 2 To use the free We Connect app you will need a smartphone with iOS or Android operating system and a SIM-card with a data option. Depending on your mobile tariff, sending and receiving data online may incur additional charges (e.g. roaming charges), particularly if you are using We Connect abroad. For more information on We Connect services, go to www.volkswagen.co.uk/myvolkswagen or contact your Volkswagen retailer.
 3 We Connect Plus services are accessed via a compatible mobile device. Please see www.volkswagen.co.uk/myvolkswagen for more information. The use of We Connect Plus entails exchanging large volumes of data. As such, we strongly recommend that you sign-up for a flat rate data plan with your mobile network provider. Information on the duration of We Connect Plus services can be obtained once a user account has been registered on the myVolkswagen web portal.
 4 Devices must be Bluetooth HFP (Hands Free Profile) compatible, please contact your authorised Volkswagen retailer for specific phone compatibility.


Individual and intuitive

The Golf 8 not only lets you select the colour of the ambient lighting to suit your mood, but also remembers your individual preferences. Up to 14 driver profiles can be stored on the Infotainment system – settings such as radio stations, air conditioning, map and route preferences are saved automatically according to whoever is driving.



01 Individual and intuitive, the Golf 8 **remembers your personal preferences** for a wide range of functions, including air conditioning, lighting, radio, navigation and Driver Assistance systems. Simply log in with your individual Volkswagen ID and all are clearly displayed on the Infotainment system's 10 inch screen. Then, adjust as you wish. A useful feature as there's no need to constantly re-enter different preferences.

02 The Golf 8 can use your smartphone as a **Digital Key**, opening and starting up your vehicle quickly and easily. If you wish, you can send digital keys to your friends and family, allowing them to use your vehicle with ease. Optional on all models.



IQ.DRIVE Intelligent driving

IQ.DRIVE represents all the innovative driver assistance systems that characterise the Golf 8. Whether Adaptive Cruise Control, Park Assist, Dynamic Chassis Control or otherwise, each has been developed with one aim in mind, to enhance your comfort and safety, and make life as easy as possible.



01 Car2X communicates wirelessly with other Car2X enabled vehicles, using WLAN (pWLAN) technology to share information and bring you immediate traffic updates. For example, if you're stuck in heavy traffic, the system uses the information it receives to detect when the end of the jam is coming up and get the car's Adaptive Cruise Control ready. The hazard warning system also advises you of impending road works, accidents and emergency vehicles. Standard on all models.

02 Predictive Pedestrian Protection features a camera and radar sensor controlled warning system. This alerts you should it detect any pedestrians at the edge of the road or on the carriageway, via acoustic and optical signals as well as a gentle jolt of the brakes. Standard on all models.

03 Adaptive Cruise Control (ACC) helps you to maintain a predetermined set speed and distance to the vehicle in front. When used in conjunction with the navigation system, the system utilises predictive cruise control and cornering assistance to help you drive within official speed limits¹. It also uses route data from the navigation system to adjust your vehicle's speed on bends and roundabouts. Standard on all models.

04 Dynamic Chassis Control (DCC) provides a choice of Normal, Comfort or Sport modes. The Individual mode allows additional intermediate settings beyond the existing range of Comfort or Sport modes. Using the digital slider via the infotainments system, the driver can set and store their personal driving profile, in addition to the Comfort and Sport modes, and adapt the damping control, shock absorption rate to the road conditions and driving style they require within milliseconds. Optional on all models.

05 'IQ.Light' matrix LED headlights are equipped with dual 'U-shaped' LED daytime running lights, 22 separate LED lights which perform the dynamic indicator sweep function and Dynamic curve lighting. Information from the front camera, navigation's digital map data, GPS information, steering wheel angle and current driving speed activates specific LEDs individually for optimal lighting. In addition it also features specific lighting functions for city lighting, motorway lighting, motorway dipped beam, poor weather light and sign glare reduction. Standard on GTE and above, and optional on all other models.

¹ The intelligent technology of ACC with predictive cruise control cannot overcome the laws of physics and functions only within the limits of the system. It is the driver's responsibility to have full concentration and control of the vehicle, as well as ensuring appropriate speeds by observing the maximum speed limits and road positioning of the car at all times.

Images shown are for illustration purposes only and may not necessarily reflect UK specification.

Factory-fitted options.

WHEELS AND SUSPENSION

| | Life | ACTIVE [†] | Style | R-Line | GTE | GTD | GTI | GTI Clubsport | GTI Clubsport 45 [†] | R | Basic RRP £ Excluding VAT | Total RRP £ Including VAT |
|--|------|---------------------|----------------|--------|-----|-----|-----|---------------|-------------------------------|---|---------------------------|---------------------------|
| 17" 'Ventura' | | | | | | | | | | | | |
| Four 7½J x 17" 'Ventura' with 225/45 R17 tyres and anti-theft wheel bolts | O | - | - | - | - | - | - | - | - | - | 516.67 | 620.00 |
| Four 7½J x 17" 'Ventura' with 225/45 R17 tyres and anti-theft wheel bolts | - | - | O | - | - | - | - | - | - | - | 295.83 | 355.00 |
| 18" 'Dallas' | | | | | | | | | | | | |
| Four 7½J x 18" 'Dallas' with 225/40 R18 tyres and anti-theft wheel bolts | O | - | - | - | - | - | - | - | - | - | 833.33 | 1,000.00 |
| Four 7½J x 18" 'Dallas' with 225/40 R18 tyres and anti-theft wheel bolts | - | - | O | - | - | - | - | - | - | - | 583.33 | 700.00 |
| 18" 'Bergamo' | | | | | | | | | | | | |
| Four 7½J x 18" 'Bergamo' with 225/40 R18 tyres and anti-theft wheel bolts | - | - | - | O | - | - | - | - | - | - | 379.17 | 455.00 |
| 18" 'Bakersfield' | | | | | | | | | | | | |
| Four 7½J x 18" 'Bakersfield' with 225/40 R18 tyres and anti-theft wheel bolts | - | - | - | - | O | ● | - | - | - | - | 508.33 | 610.00 |
| 19" 'Adelaide' Black diamond-turned | | | | | | | | | | | | |
| Four 8J x 19" 'Adelaide' Black diamond-turned with 235/35 R19 tyres and anti-theft wheel bolts | - | - | - | - | - | O | O | O | - | O | 612.50 | 735.00 |
| 19" 'Estoril' Black diamond-turned | | | | | | | | | | | | |
| Four 8J x 19" 'Estoril' Black diamond-turned with 235/35 R19 tyres and anti-theft wheel bolts | - | - | - | - | - | - | O | O | - | O | 691.67 | 830.00 |
| 19" 'Estoril' Black | | | | | | | | | | | | |
| Four 8J x 19" 'Estoril' Black with 235/35 R19 tyres and anti-theft wheel bolts | - | - | - | - | - | - | - | O | - | O | 691.67 | 830.00 |
| Dynamic Chassis Control (DCC) ¹ | | | | | | | | | | | | |
| Variable suspension settings – choice of three settings: Normal, Comfort or Sport. Individual mode allows additional intermediate settings beyond the existing range of Comfort or Sport modes. <i>Includes Driver profile selection</i> | O | O | O | - | - | - | - | - | - | - | 795.83 | 955.00 |
| Variable suspension settings – choice of three settings: Normal, Comfort or Sport. Individual mode allows additional intermediate settings beyond the existing range of Comfort or Sport modes | - | - | - | O | O | O | O | O | O | O | 662.50 | 795.00 |
| Steel space saver spare wheel | | | | | | | | | | | | |
| Steel space saver spare wheel, including tool kit and jack. <i>In lieu of tyre mobility kit and compressor</i> | O | O | O ² | O | - | O | O | - | - | - | 83.33 | 100.00 |

1 Not in conjunction with 1.0 ltr TSI 110 PS and 1.0 ltr eTSI 110 PS models. 2 Not in conjunction with 1.4 ltr TSI eHybrid 204 PS models.

Choosing larger alloy wheels than standard, as an option, may result in increased fuel consumption as well as higher CO₂ emissions and subsequently increased Vehicle Excise Duty (VED) band, and BIK rates paid by company car drivers may increase. This is due to the fact that larger wheels have both more aerodynamic drag and more mechanical drag, resulting in increased rolling resistance and increased wind resistance. As a result, the VED band that the vehicle falls into may increase from its original VED band when fitted with standard size wheels. In some instances, the recommended 'On the road' retail price paid for the vehicle may increase as a result of the increased VED rate. Please refer to [CO₂ emissions, BIK % and VED Bands with optional wheels section](#).

For detailed information regarding tyre efficiency labelling and technical specifications on all potential tyre fitments, visit the Volkswagen online car configurator at www.volkswagen.co.uk or consult your authorised Volkswagen retailer.

PERFORMANCE

| | | | | | | | | | | | | |
|---------------------------|--|---|---|---|---|---|---|---|---|---|----------|----------|
| R Performance pack | Four 8J x 19" 'Estoril' Black diamond-turned with 235/35 R19 tyres and anti-theft wheel bolts, derestricted top speed (where the law permits), performance rear spoiler and additional Driver profile selections (Drift and Nuremburg) | - | - | - | - | - | - | - | - | O | 1,708.33 | 2,050.00 |
|---------------------------|--|---|---|---|---|---|---|---|---|---|----------|----------|

● Standard equipment ○ Optional equipment - Not available. Factory-fitted options are subject to availability and extended delivery.

† Please note these models are only available from stock and not available to factory order.

Volkswagen UK may change RRP's at any time (this includes where there are government changes in regulation and/or legislation). There may be a delay to any RRP displaying correctly on our materials. Always obtain prices from your chosen authorised Volkswagen retailer.

RECOMMENDED RETAIL PRICE (RRP) OF OPTIONS ARE IN ADDITION TO THE RECOMMENDED 'ON THE ROAD' RETAIL PRICE. VAT IS CALCULATED AT 20%. EFFECTIVE FROM 24 SEPTEMBER 2021.

Factory-fitted options.

PAINT

| | | Life | ACTIVE [†] | Style | R-Line | GTE | GTD | GTI | GTI Clubsport | GTI Clubsport 45 [†] | R | Basic RRP £ Excluding VAT | Total RRP £ Including VAT |
|---------------------------|---|------|---------------------|-------|--------|-----|-----|-----|---------------|-------------------------------|---|---------------------------------|---------------------------------|
| Non-Metallic | Urano Grey | ○ | ○ | ○ | ○ | - | - | - | - | - | - | No cost option | |
| | Pure White | - | - | - | - | ○ | ○ | ○ | ○ | ○ | ○ | No cost option | |
| | Pure White | ○ | ○ | ○ | ○ | - | - | - | - | - | - | 320.83 | 385.00 |
| | Moonstone Grey | ○ | ○ | ○ | ○ | ○ | ○ | ○ | ○ | ○ | - | 320.83 | 385.00 |
| Metallic and Pearl Effect | Reflex Silver, Dolphin Grey, Lime Yellow, Atlantic Blue, Deep Black | ○ | ○ | ○ | ○ | - | - | - | - | - | - | 537.50 | 645.00 |
| | Reflex Silver, Dolphin Grey, Atlantic Blue, Deep Black | - | - | - | - | ○ | ○ | ○ | ○ | - | - | 537.50 | 645.00 |
| | Deep Black | - | - | - | - | - | - | - | - | ○ | ○ | 537.50 | 645.00 |
| | Kings Red | ○ | ○ | ○ | ○ | ○ | ○ | ○ | ○ | ○ | - | 650.00 | 780.00 |
| Metallic Signature | Lapiz Blue | - | - | - | - | - | - | - | - | - | ○ | 650.00 | 780.00 |
| Premium Signature | Oryx White | ○ | ○ | ○ | ○ | ○ | ○ | ○ | ○ | ○ | - | 895.83 | 1,075.00 |

Please refer to [Paint and Combinations section](#), or visit www.volkswagen.co.uk for full availability of paint colours.

● Standard equipment ○ Optional equipment - Not available. Factory-fitted options are subject to availability and extended delivery.

† Please note these models are only available from stock and not available to factory order.

Volkswagen UK may change RRP's at any time (this includes where there are government changes in regulation and/or legislation). There may be a delay to any RRP displaying correctly on our materials. Always obtain prices from your chosen authorised Volkswagen retailer.

RECOMMENDED RETAIL PRICE (RRP) OF OPTIONS ARE IN ADDITION TO THE RECOMMENDED 'ON THE ROAD' RETAIL PRICE. VAT IS CALCULATED AT 20%. EFFECTIVE FROM 24 SEPTEMBER 2021.

Factory-fitted options.

EXTERIOR

| | Life | ACTIVE [†] | Style | R-Line | GTE | GTD | GTI | GTI Clubsport | GTI Clubsport 45 [†] | R | Basic RRP £ Excluding VAT | Total RRP £ Including VAT |
|--|--|---------------------|-------|----------------|-----|-----|-----|---------------|-------------------------------|---|---------------------------------|---------------------------------|
| 'IQ. Light' LED matrix headlights¹ | All LED interactive matrix dipped and main beam headlights, daytime running lights, Including LED daytime running lights. 22 separate LED lights which perform the indicator function and Dynamic curve lighting. Information from the front camera, navigation's digital map data, GPS information, steering wheel angle and current driving speed activates specific LEDs individually for optimal lighting. Includes specific lighting functions for: city lighting, motorway lighting, motorway dipped beam, poor weather light and sign glare reduction | | | | | | | | | | 1,475.00 | 1,770.00 |
| | - | - | ○ | - | ● | ● | ● | ● | ● | ● | 745.83 | 895.00 |
| Illuminated front grille | LED light strip extending across radiator grille to create continuous illumination with headlights | | | | | | | | | | 79.17 | 95.00 |
| | - | - | ● | ○ ² | ● | ● | ● | ● | ● | ● | | |
| Rear tinted glass | Rear tinted glass from B-pillar backwards, approx. 65% tinted. 90% tinted on R models | | | | | | | | | | 204.17 | 245.00 |
| | ○ | ● | ○ | ● | ● | ● | ● | ● | ● | ● | | |
| Towbar – mechanically swivelling and power-detachable | With 13-pin connection and 12 electrified poles providing vehicle lighting plus additional power supply for Caravan auxiliary battery charger, internal trailer lighting and fridge | | | | | | | | | | 662.50 | 795.00 |
| | ○ | ○ | ○ | ○ | ○ | ○ | ○ | - | - | - | | |
| 'Akrapovič' titanium sport exhaust system | Low density and high strength titanium sport exhaust system saving 7kg in weight, with round twin tailpipes left and right, and valve control system | | | | | | | | | | 2,583.33 | 3,100.00 |
| | - | - | - | - | - | - | - | - | ● | ○ | | |

1 Not in conjunction with High Beam Assist. 2 Must be ordered in conjunction with 'IQ. Light' LED matrix headlights.

INTERIOR

| | | | | | | | | | | | | |
|--|--|---|---|---|---|---|---|---|---|---|----------|----------|
| Carpet mats | Front and rear | ○ | ● | ● | ● | ● | ● | ● | ● | ● | 83.33 | 100.00 |
| Steering wheel – heated multifunction leather trimmed | Heated leather trimmed three-spoke multifunction steering wheel, touch-sensitive | ○ | ● | ○ | ● | ● | ● | ● | ● | ● | 237.50 | 285.00 |
| Upholstery – 'Vienna' leather¹ | 'Vienna' Black/Grey perforated leather upholstery with grey piping and contrast stitching, including heated front sports seats with integrated headrests. Heated and air conditioned front seats. Driver's seat with electric adjustment for seat height, seat length, seat cushion angle, backrest angle and electrically adjustable lumbar support. Driver's seat with memory settings for driver's seat position and door mirrors. Passenger's seat with manual height adjustment and lumbar support | - | - | - | - | ○ | ○ | - | - | - | 1,775.00 | 2,130.00 |
| | 'Vienna' Black/Grey perforated leather upholstery with red piping and contrast stitching including heated front sports seats with integrated headrests. Heated and air conditioned front seats. Driver's seat with electric adjustment for seat height, seat length, seat cushion angle, backrest angle and electrically adjustable lumbar support. Driver's seat with memory settings for driver's seat position and door mirrors. Passenger's seat with manual height adjustment and lumbar support | - | - | - | - | - | - | ○ | ○ | ○ | 1,775.00 | 2,130.00 |
| | 'Vienna' Black/Grey perforated leather upholstery with red piping and contrast stitching including heated front sports seats with integrated headrests. Heated and air conditioned front seats. Driver's seat with electric adjustment for seat height, seat length, seat cushion angle, backrest angle and electrically adjustable lumbar support. Driver's seat with memory settings for driver's seat position and door mirrors. Passenger's seat with manual height adjustment and lumbar support. Heated outer rear seats with independent control. Heated windscreen washer jets | - | - | - | - | - | - | - | - | ○ | 2,525.00 | 3,030.00 |
| Upholstery – 'Carbon/Nappa' leather¹ | 'Carbon/Nappa' Blue/Black perforated leather upholstery with contrast stitching including, front sports seats with integrated headrests. Heated and air conditioned front seats. Driver's seat with electric adjustment for seat height, seat length, seat cushion angle, backrest angle and electrically adjustable lumbar support. Driver's seat with memory settings for driver's seat position and door mirrors. Passenger's seat with manual height adjustment and lumbar support | - | - | - | - | - | - | - | - | ○ | 2,175.00 | 2,610.00 |

1 Some parts of leather interior will contain artificial leather. † Please note these models are only available from stock and not available to factory order.

Volkswagen UK may change RRP's at any time (this includes where there are government changes in regulation and/or legislation). There may be a delay to any RRP displaying correctly on our materials. Always obtain prices from your chosen authorised Volkswagen retailer.

RECOMMENDED RETAIL PRICE (RRP) OF OPTIONS ARE IN ADDITION TO THE RECOMMENDED 'ON THE ROAD' RETAIL PRICE. VAT IS CALCULATED AT 20%. EFFECTIVE FROM 24 SEPTEMBER 2021.

Factory-fitted options.

INTERIOR (CONTINUED)

| | Life | ACTIVE [†] | Style | R-Line | GTE | GTD | GTI | GTI Clubsport | GTI Clubsport 45 [†] | R | Basic RRP £ Excluding VAT | Total RRP £ Including VAT |
|--|------|---------------------|-------|--------|-----|-----|-----|---------------|-------------------------------|---|---------------------------------|---------------------------------|
| Driver's ergoComfort seat with 14-way adjustment – electric 12-way and manual 2-way, massage and memory functions² | ○ | - | - | - | - | - | - | - | - | - | 700.00 | 840.00 |
| Driver's seat with 14-way adjustment – electric 12-way and manual 2-way and memory functions² | ○ | - | ○ | - | - | - | - | - | - | - | 462.50 | 555.00 |

1 Some parts of leather interior will contain artificial leather. 2 Not in conjunction with 1.0 ltr eTSI 110 PS, 1.5 ltr eTSI 130 PS or 1.5 ltr eTSI 150 PS engines.

IN-CAR ENTERTAINMENT AND COMMUNICATIONS

| | | | | | | | | | | | | |
|---|---|---|---|---|---|---|---|---|---|---|----------|----------|
| Discover Navigation Pro touch-screen navigation infotainment system including streaming and internet with integrated voice activation, 'Gesture Control' and We Connect Plus preparation¹ | ○ | ○ | ○ | ○ | ○ | ○ | ○ | ○ | ○ | ○ | 1,000.00 | 1,200.00 |
| Harman/Kardon premium sound system | ○ | ○ | ○ | ○ | - | ○ | ○ | ○ | ○ | ○ | 520.83 | 625.00 |
| Voice activation | ○ | ○ | ○ | ○ | ○ | ○ | ○ | ○ | ○ | ○ | 170.83 | 205.00 |

1 We Connect Plus services are accessed via a compatible mobile device. Please see www.volkswagen.co.uk/myvolkswagen for more information. The use of We Connect Plus entails exchanging large volumes of data. As such, we strongly recommend that you sign-up for a flat rate data plan with your mobile network provider. Information on the duration of We Connect Plus services can be obtained once a user account has been registered on the myVolkswagen web portal. 2 Speed Limit Display only reflects national speed limits and does not show temporary speed limit restrictions, or where permanent changes to speed limits are made in-between map updates.

SAFETY AND SECURITY

| | | | | | | | | | | | | |
|--------------------------------------|---|---|---|---|---|---|---|---|---|---|--------|--------|
| Curtain airbag system | ○ | ○ | ○ | ○ | ○ | ○ | ○ | ○ | ○ | ○ | 283.33 | 340.00 |
| Proactive occupant protection | ○ | ○ | ○ | ○ | ○ | ○ | ○ | ○ | ○ | ○ | 116.67 | 140.00 |

● Standard equipment ○ Optional equipment - Not available. Factory-fitted options are subject to availability and extended delivery.

† Please note these models are only available from stock and not available to factory order.

Volkswagen UK may change RRP's at any time (this includes where there are government changes in regulation and/or legislation). There may be a delay to any RRP displaying correctly on our materials. Always obtain prices from your chosen authorised Volkswagen retailer.

RECOMMENDED RETAIL PRICE (RRP) OF OPTIONS ARE IN ADDITION TO THE RECOMMENDED 'ON THE ROAD' RETAIL PRICE. VAT IS CALCULATED AT 20%. EFFECTIVE FROM 24 SEPTEMBER 2021.

Factory-fitted options.

COMFORT AND CONVENIENCE

| | Life | ACTIVE [†] | Style | R-Line | GTE | GTD | GTI | GTI Clubsport | GTI Clubsport 45 [†] | R | Basic RRP £ Excluding VAT | Total RRP £ Including VAT |
|--|------|---------------------|-------|--------|-----|-----|-----|---------------|-------------------------------|---|---------------------------|---------------------------|
| Digital Key | ○ | ○ | ○ | ○ | ○ | ○ | ○ | ○ | ○ | ○ | 179.17 | 215.00 |
| Keyless entry and start/stop system | ○ | ○ | ○ | ○ | ● | ● | ● | ● | ● | ● | 337.50 | 405.00 |
| Panoramic sunroof | ○ | ○ | ○ | ○ | ○ | ○ | ○ | ○ | ○ | ○ | 833.33 | 1,000.00 |
| Winter pack including heated steering wheel | ○ | ● | ○ | - | - | - | - | - | - | - | 458.33 | 550.00 |
| | - | - | - | ○ | ○ | ○ | ○ | ○ | ○ | ○ | 237.50 | 285.00 |
| Winter pack including heated rear seats² | ○ | - | - | - | - | - | - | - | - | - | 1,000.00 | 1,200.00 |
| | - | - | ○ | - | - | - | - | - | - | - | 625.00 | 750.00 |
| | - | - | - | ○ | - | - | - | - | - | - | 775.00 | 930.00 |
| | - | - | - | - | ○ | ○ | ○ | ○ | ○ | ○ | 400.00 | 480.00 |

1 Heated leather trimmed multifunction steering wheel is standard on R-Line, GTE, GTI, GTI Clubsport and R models. 2 Not available in conjunction with Winter pack including heated steering wheel.

DRIVER'S ASSISTANCE

| | | | | | | | | | | | | |
|---|---|---|---|---|---|---|---|---|---|---|--------|--------|
| Head-up Display¹ | ○ | ○ | ○ | ○ | ○ | ○ | ○ | ○ | ○ | ○ | 529.17 | 635.00 |
| High Beam Assist² | ○ | ○ | ● | ○ | - | - | - | - | - | - | 120.83 | 145.00 |
| Park Assist | ○ | ○ | ○ | ○ | ○ | ○ | ○ | ○ | ○ | ○ | 166.67 | 200.00 |
| Rear-view camera | ○ | ○ | ○ | ○ | ○ | ○ | ○ | ○ | ○ | ○ | 250.00 | 300.00 |
| Side Assist including electrically foldable door mirrors | ○ | ○ | - | ○ | - | - | - | - | - | - | 462.50 | 555.00 |
| Travel Assist – Manual gearbox only | ○ | ○ | - | ○ | - | - | - | - | - | - | 112.50 | 135.00 |

1 Please note, use of polarised lenses may impair the visibility of the Head-up Display. 2 Not in conjunction with 'IQ. Light' LED matrix headlights.

● Standard equipment ○ Optional equipment - Not available. Factory-fitted options are subject to availability and extended delivery.

† Please note these models are only available from stock and not available to factory order.

Volkswagen UK may change RRP's at any time (this includes where there are government changes in regulation and/or legislation). There may be a delay to any RRP displaying correctly on our materials. Always obtain prices from your chosen authorised Volkswagen retailer.

RECOMMENDED RETAIL PRICE (RRP) OF OPTIONS ARE IN ADDITION TO THE RECOMMENDED 'ON THE ROAD' RETAIL PRICE. VAT IS CALCULATED AT 20%. EFFECTIVE FROM 24 SEPTEMBER 2021.

[Configure now >](#)

Accessories. Your Volkswagen your way.

| | Part number | Total RRP £ Including VAT | Total fitted RRP £ Including VAT | | Part number | Total RRP £ Including VAT | Total fitted RRP £ Including VAT |
|--|-----------------|------------------------------|-------------------------------------|--|------------------|------------------------------|-------------------------------------|
| PROTECTION | | | | | | | |
| Flexible loadliner | 5H0 061 160 | 50.00 | - | Mudflaps – front | 5H0 075 111 | - | 75.00 |
| Semi-rigid loadliner | 5H0 061 161 | 58.00 | - | Mudflaps – rear | 5H0 075 101 | - | 75.00 |
| Reversible luggage compartment mat | 5H0 061 210 | 90.50 | - | Mudflaps – front – GTI/GTD/GTE | 5H0 075 111 A | - | 85.00 |
| Rubber floor mats – front – black ¹ | 5H2 061 502 82V | 42.00 | - | Mudflaps – rear – GTI/GTD/GTE | 5H0 075 101 A | - | 85.00 |
| Rubber floor mats – rear – black | 5H0 061 512 82V | 37.00 | - | Mudflaps – front – R-Line | 5H0 075 111 B | - | 85.00 |
| Rear bumper protection – stainless steel look | 5H0 061 195 | - | 146.50 | Mudflaps – rear – R-Line | 5H0 075 101 B | - | 85.00 |
| Rear bumper protection – transparent | 5H0 061 197 | - | 94.50 | Luggage net | 5N0 065 111 | 39.00 | - |
| Rear bumper protection – high gloss black | 5H0 061 195 A | - | 152.00 | Luxury carpet mat set, black (front & rear) ¹ | 5H2 061 270 WGK | 75.00 | - |
| Rear bumper protection – carbon optic (polycarbonate foil) | 5H0 061 195 B | - | 168.00 | Basic carpet mats (front & rear) ¹ | 5G2 061 420 WGK | 62.00 | - |
| TRAVEL AND TRANSPORT | | | | | | | |
| Roof bars (5-door) | 5H4 071 126 | 256.00 | - | Towbar – fixed, including electrical installation kit | 5H0 092 103 | - | 686.00 |
| Bicycle holder | 000 071 128 F | 117.50 | - | Towbar – detachable, including electrical installation kit | 5H0 092 150 | - | 801.00 |
| Volkswagen roof box – 340 litres – black | 000 071 200 | 270.50 | - | Compact III towbar mounted bicycle carrier | 3C2 071 105 A | 610.00 | - |
| Ski and snowboard holder – 6 pairs of skis or 4 snowboards | 000 071 129 N | 150.00 | - | Basic II bicycle carrier – holds up to 2 bikes, no boot access while mounted | 000 071 105 L | 458.00 | - |
| Safety kit | 000 093 059 | 26.00 | - | | | | |
| STYLING AND TECHNOLOGY | | | | | | | |
| Mirror caps – black | 5H0 072 530 041 | - | 181.00 | Dynamic centre caps (self-levelling) | 000 071 213 D | - | 109.50 |
| Mirror caps – carbon | 5H0 072 530 VT1 | - | 191.50 | Front – UTR (Universal Traffic Recorder) | 000 063 511 B | - | 419.00 |
| Door sill protection film – black/silver | 5H0 071 310 ZMD | - | 112.00 | Front and rear – UTR (Universal Traffic Recorder) | 000 063 511 C | - | 626.50 |
| Meta Trak S5-VTS – GPS Tracker including 1 year subscription | ZGB 000 054 003 | - | 499.00 | Oettinger front spoiler, primed ² | 5H0 071 606 GRU | - | 517.00 |
| | | | | Oettinger side sills, primed ² | 5H0 071 685 GRU | - | 688.00 |
| | | | | Oettinger diffuser, primed ² | 5H0 071 610 GRU | - | 602.00 |
| | | | | Oettinger roof edge spoiler – high-gloss black | 5H0 0716 44B 041 | - | 479.00 |

¹ Not for e-TSI models. ² Price excludes painting.

Accessory prices are the manufacturer's Recommended Retail Prices (RRP), shown exclusive and inclusive of fitting where applicable, inclusive of appropriate VAT, and are charged in addition to recommended 'On the road' retail price paid for the vehicle. For full details, please contact your authorised Volkswagen retailer.

Volkswagen UK may change RRP's at any time (this includes where there are government changes in regulation and/or legislation).

There may be a delay to any RRP displaying correctly on our materials. Always obtain prices from your chosen authorised Volkswagen retailer.

VAT IS CALCULATED AT 20%,
EXCEPT RETAILER SUPPLIED CHILD SAFETY SEATS WHERE IT IS CALCULATED AT 5%.
EFFECTIVE FROM 24 SEPTEMBER 2021.

[The Golf](#)[Model prices](#)[Standard equipment](#)[Infotainment and connectivity](#)[IQ.Drive](#)[Factory-fitted options](#)[Accessories](#)[Alloy wheels](#)[Paint](#)[Upholstery](#)[Combinations](#)[Dimensions](#)[VED and additional 'On the road' costs](#)[Environmental information](#)[CO₂ emissions, BIK % and VED Bands with optional wheels](#)[Company car taxation chart and comparison](#)[Volkswagen service and service plan](#)

Alloy wheels.



01

L



02

A



03

S



04

S†



05

RL



06

GTE



07

GTD GTE



08

GTI



09

45



10

R



11

L S



12

L S



13

RL



14

GTD GTI R



15

GTI† R



16

GTI† R

- 01 'Norfolk' 7J x 16" alloy wheels with 205/55 R16 tyres and anti-theft wheel bolts.
- 02 'Galway' 7J x 16" alloy wheels with 205/55 R16 tyres and anti-theft wheel bolts.
- 03 'Belmont' 7½J x 17" alloy wheels with 225/45 R17 tyres and anti-theft wheel bolts.
- 04 'San Antonio' 7J x 16" alloy wheels with 205/55 R16 tyres and anti-theft wheel bolts.
- 05 'Valencia' Grey Metallic 7½J x 17" alloy wheels with 225/45 R17 tyres and anti-theft wheel bolts.
- 06 'Richmond' 7½J x 17" alloy wheels with 225/45 R17 tyres and anti-theft wheel bolts.
- 07 'Bakersfield' 7½J x 18" alloy wheels with 225/40 R18 tyres and anti-theft wheel bolts.
- 08 'Richmond' 7½J x 18" alloy wheels with 225/40 R18 tyres and anti-theft wheel bolts.
- 09 'Scottsdale' Gloss Black with Tornado Red pinstripe detail 8J x 19" alloy wheels with 235/35 R19 tyres and anti-theft wheel bolts.
- 10 'Jerez' Black diamond-turned 7½J x 18" alloy wheels with 225/40 R18 tyres and anti-theft wheel bolts.
- 11 'Ventura' 7½J x 17" alloy wheels with 225/45 R17 tyres and anti-theft wheel bolts.
- 12 'Dallas' 7½J x 18" alloy wheels with 225/40 R18 tyres and anti-theft wheel bolts.
- 13 'Bergamo' 7½J x 18" alloy wheels with 225/40 R18 tyres and anti-theft wheel bolts.
- 14 'Adelaide' Black diamond-turned 8J x 19" alloy wheels with 235/35 R19 tyres and anti-theft wheel bolts.
- 15 'Estoril' Black diamond-turned 8J x 19" alloy wheels with 235/35 R19 tyres and anti-theft wheel bolts.
- 16 'Estoril' Black 8J x 19" alloy wheels with 235/35 R19 tyres and anti-theft wheel bolts.

Standard Optional
 L | Life A | ACTIVE S | Style RL | R-Line GTE | GTE GTD | GTD GTI | GTI/GTI Clubsport 45 | GTI Clubsport 45 R | R

† 1.4 ltr TSI eHybrid engine only. ‡ GTI Clubsport only

Please note, choosing larger alloy wheels than standard, as an option, may result in increased fuel consumption. This is due to the fact that larger wheels have both more aerodynamic drag and more mechanical drag, resulting in increased rolling resistance and increased wind resistance. Images shown feature optional metallic, metallic signature and premium signature paint.

For detailed information regarding tyre efficiency labelling and technical specifications on all potential tyre fitments, visit the Volkswagen online car configurator at www.volkswagen.co.uk or consult your authorised Volkswagen retailer.

Paint.



01

L A S RL **GTE** **GTD** **GTI** 45 R



02

L A S RL



03

L A S RL **GTE** **GTD** **GTI** 45



04

L A S RL **GTE** **GTD** **GTI**



05

L A S RL **GTE** **GTD** **GTI**



06

L A S RL



10

L A S RL **GTE** **GTD** **GTI** 45 R



07

L A S RL **GTE** **GTD** **GTI**



08

L A S RL **GTE** **GTD** **GTI** 45



09

R



11

L A S RL **GTE** **GTD** **GTI** 45

- 01 Pure White Non-Metallic OQ
- 02 Urano Grey Non-Metallic 5K
- 03 Moonstone Grey Non-Metallic C2
- 04 Reflex Silver Metallic 8E
- 05 Dolphin Grey Metallic B0
- 06 Lime Yellow Metallic C1
- 07 Atlantic Blue Metallic H7
- 08 Kings Red Metallic P8
- 09 Lapiz Blue Metallic Signature L9
- 10 Deep Black Pearl Effect 2T
- 11 Oryx White Premium Signature OR

■ Standard □ Optional


L | Life A | ACTIVE S | Style RL | R-Line **GTE** | **GTE** **GTD** | **GTD** **GTI** | **GTI**/**GTI** Clubsport 45 | **GTI** Clubsport 45 R | R

Please note: Colour range is reproduced for illustration purposes only. Actual on-car colours may vary from those shown, as screen technology does not allow exact reproduction of the paint colours.

Models 01-07 and 10-11 are Golf Style with optional 18" 'Dallas' alloy wheels, 'IQ. Light' LED matrix headlights and Park Assist.
Model 08 is Golf GTI with optional 19" 'Adelaide' Black diamond-turned alloy wheels.
Model 09 is Golf R with optional Golf R with optional 19" 'Estoril' Black diamond-turned alloy wheels, Park Assist and panoramic sunroof.


Upholstery.

01 'Maze' cloth Soul BD




01

02 'Maze' cloth Storm Grey CE



02

03 'Waveform' cloth Titan Black/Grey 24



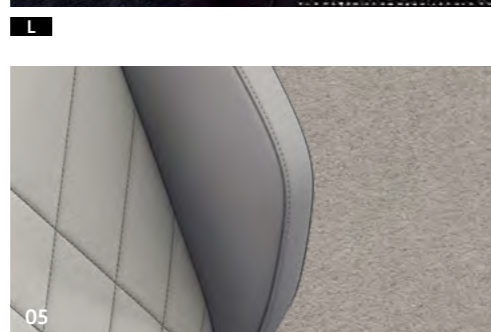
03

04 Art Velours seat centre section and 'Microfibre' side bolsters Soul BD




04

05 Art Velours seat centre section and 'Microfibre' side bolsters Storm Grey CE




05

06 'Sardegna' cloth seat centre section and Art Velours side bolsters Soul Grey/Flint Grey IR



06

07 'Jacara Blue' cloth Titan Black/Blue UP




07

08 'Jacara Grey' cloth Titan Black/Grey UN



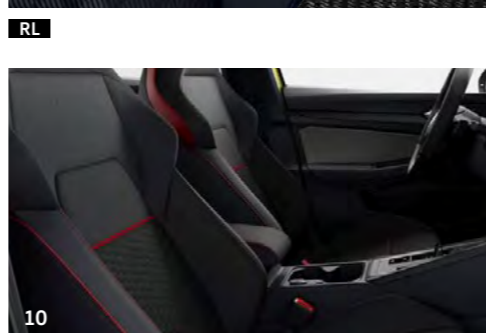
08

09 'Jacara Red' cloth Soul Black/Tornado Red UG



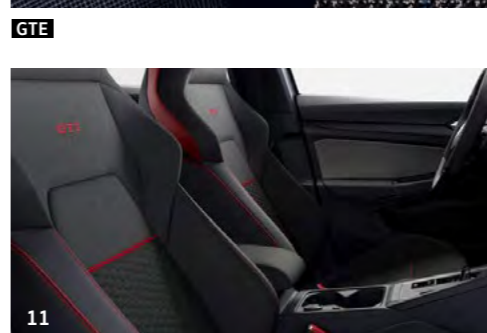
09

10 'GTI Clubsport' in Art Velours and side bolsters Soul Black/Tornado Red UG



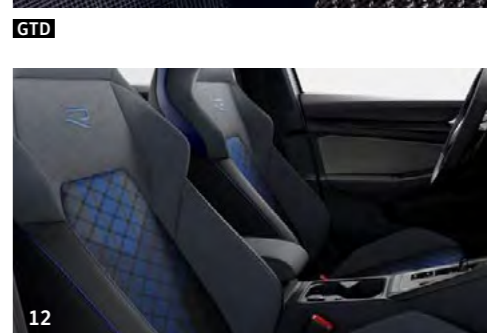
10

11 'GTI Clubsport' in Art Velours and side bolsters Soul Black/Tornado Red UG




11

12 'Sardegna' cloth seat centre section and Art Velours side bolsters Soul Black/Blue OB




12

13 'Vienna' perforated leather with climate function* Black/Grey UN



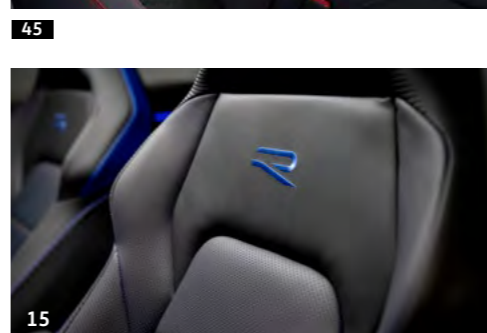
13

14 'Vienna' perforated leather with climate function* Black/Red UG



14

15 'Carbon/Nappa' perforated leather* Blue/Soul Black OB



15

GTE **GTD**

GTI **GTI C** **45**

R

Standard
 Optional

L | Life **A** | ACTIVE **S** | Style **RL** | R-Line **GTE** | GTE **GTD** | GTD **GTI** | GTI **GTI C** | GTI Clubsport **45** | GTI Clubsport 45 **R** | R

* Some parts of leather interior will contain artificial leather.

Please note: Swatches reproduced for illustration purposes only. Actual upholstery colours may vary from those shown, as screen technology does not allow exact reproduction of the upholstery colours.

[Configure now >](#)



Combinations – standard.

| | Carpet | Dashboard Upper/lower | Rooflining | Pure White 0Q Non-Metallic*† | Urano Grey 5K Non-Metallic | Moonstone Grey C2 Non-Metallic* | Reflex Silver 8E Metallic* | Dolphin Grey B0 Metallic* | Lime Yellow C1 Metallic* | Atlantic Blue H7 Metallic* | Kings Red P8 Metallic* | Lapiz Blue L9 Metallic Signature* | Deep Black 2T Pearl Effect* | Oryx White OR Premium Signature* | |
|---|-------------|-------------------------|--------------|------------------------------|----------------------------|---------------------------------|----------------------------|---------------------------|--------------------------|----------------------------|------------------------|-----------------------------------|-----------------------------|----------------------------------|--|
| 'Maze' cloth | | | | | | | | | | | | | | | |
| Standard on Life | | | | | | | | | | | | | | | |
| Soul (BD) | Titan Black | Titan Black/Titan Black | Mistral Grey | ● | ● | ● | ● | ● | ● | ● | ● | - | ● | ● | |
| Storm Grey (CE) | Raven Grey | Raven Grey/Mistral Grey | Mistral Grey | ● | ● | ● | ● | ● | ● | ● | ● | - | ● | ● | |
| 'Waveform' cloth | | | | | | | | | | | | | | | |
| Standard on ACTIVE | | | | | | | | | | | | | | | |
| Titan Black/Grey (24) | Titan Black | Soul/Soul | Pearl Grey | ● | ● | ● | ● | ● | ● | ● | ● | - | ● | ● | |
| Art Velours seat centre section and 'Microfibre' cloth side bolsters | | | | | | | | | | | | | | | |
| Standard on Style | | | | | | | | | | | | | | | |
| Soul (BD) | Titan Black | Titan Black/Titan Black | Mistral Grey | ● | ● | ● | ● | ● | ● | ● | ● | - | ● | ● | |
| Storm Grey (CE) | Raven Grey | Raven Grey/Mistral Grey | Mistral Grey | ● | ● | ● | ● | ● | ● | ● | ● | - | ● | ● | |
| 'Sardegna' cloth seat centre section and Art Velours side bolsters | | | | | | | | | | | | | | | |
| Standard on R-Line | | | | | | | | | | | | | | | |
| Soul Grey/Flint Grey (IR) | Titan Black | Titan Black/Titan Black | Black | ● | ● | ● | ● | ● | ● | ● | ● | - | ● | ● | |
| 'Jacara Blue' cloth | | | | | | | | | | | | | | | |
| Standard on GTE | | | | | | | | | | | | | | | |
| Titan Black/Blue (UP) | Soul Black | Soul/Soul | Black | ● | - | ● | ● | ● | - | ● | ● | - | ● | ● | |
| 'Jacara Grey' cloth | | | | | | | | | | | | | | | |
| Standard on GTD | | | | | | | | | | | | | | | |
| Titan Black/Grey (UN) | Soul Black | Soul/Soul | Black | ● | - | ● | ● | ● | - | ● | ● | - | ● | ● | |
| 'Jacara Red' cloth | | | | | | | | | | | | | | | |
| Standard on GTI | | | | | | | | | | | | | | | |
| Soul Black/Tornado Red (UG) | Soul Black | Soul/Soul | Black | ● | - | ● | ● | ● | - | ● | ● | - | ● | ● | |
| 'GTI Clubsport' in Art Velours and side bolsters | | | | | | | | | | | | | | | |
| Standard on GTI Clubsport | | | | | | | | | | | | | | | |
| Soul Black/Tornado Red (UG) | Soul Black | Soul/Soul | Black | ● | - | ● | ● | ● | - | ● | ● | - | ● | ● | |
| 'GTI Clubsport' in Art Velours and side bolsters | | | | | | | | | | | | | | | |
| Standard on GTI Clubsport 45 | | | | | | | | | | | | | | | |
| Soul Black/Tornado Red (UG) | Soul Black | Soul/Soul | Black | ● | - | ● | - | - | - | - | ● | - | ● | ● | |
| 'Sardegna' cloth seat centre section and Art Velours side bolsters | | | | | | | | | | | | | | | |
| Standard on R | | | | | | | | | | | | | | | |
| Soul Black/Blue (OB) | Soul Black | Soul/Soul | Black | ● | - | - | - | - | - | - | - | ● | ● | - | |

* Optional at extra cost. † Pure White non-metallic paint is non-chargeable on GTE, GTD, GTI, GTI Clubsport, GTI Clubsport 45 and R models. ‡ Some parts of leather interior will contain artificial leather. ● Standard. ○ Optional. - Not available.

[Configure now >](#)



Combinations – optional.

| | Carpet | Dashboard Upper/lower | Rooflining | Pure White OQ Non-Metallic*† | Urano Grey 5K Non-Metallic | Moonstone Grey C2 Non-Metallic* | Reflex Silver 8E Metallic* | Dolphin Grey B0 Metallic* | Lime Yellow C1 Metallic* | Atlantic Blue H7 Metallic* | Kings Red P8 Metallic* | Lapiz Blue L9 Metallic Signature* | Deep Black 2T Pearl Effect* | Oryx White OR Premium Signature* |
|--|------------|-----------------------|------------|------------------------------|----------------------------|---------------------------------|----------------------------|---------------------------|--------------------------|----------------------------|------------------------|-----------------------------------|-----------------------------|----------------------------------|
| 'Vienna' perforated leather† Optional on GTE and GTD Black/Grey (UN) | Soul Black | Soul/Soul | Black | ○ | - | ○ | ○ | ○ | - | ○ | ○ | - | ○ | ○ |
| 'Vienna' perforated leather† Optional on GTI and GTI Clubsport Black/Red (UG) | Soul Black | Soul/Soul | Black | ○ | - | ○ | ○ | ○ | - | ○ | ○ | - | ○ | ○ |
| 'Vienna' perforated leather† Optional on GTI Clubsport 45 Black/Red (UG) | Soul Black | Soul/Soul | Black | ○ | - | ○ | - | - | - | - | ○ | - | ○ | ○ |
| 'Carbon/Nappa' leather† Optional on R Blue/Soul Black (OB) | Soul Black | Soul/Soul | Black | ○ | - | - | - | - | - | - | - | ○ | ○ | - |

* Optional at extra cost. † Pure White non-metallic paint is non-chargeable on GTE, GTD, GTI, GTI Clubsport, GTI Clubsport 45 and R models. ‡ Some parts of leather interior will contain artificial leather. ● Standard. ○ Optional. - Not available.

Dimensions.

Exterior dimensions

| | |
|------------------------------------|-----------|
| Length - min./max., mm | 4284/4396 |
| Width - inc. door mirrors, mm | 2073 |
| Height - max., mm | 1491 |
| Height - opened tailgate/floor, mm | 2011 |
| Wheelbase, mm | 2619 |
| Turning circle, m | 10.9 |

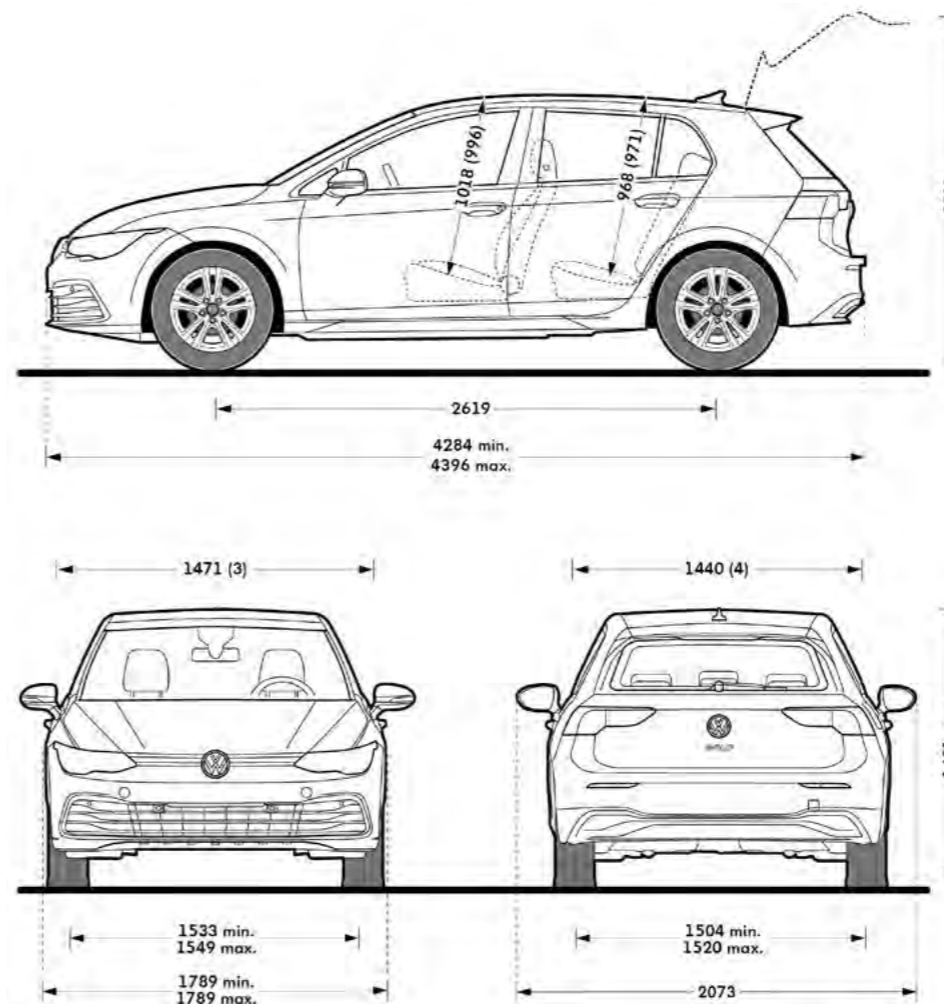
Interior dimensions

| | |
|---|------------|
| Effective headroom - front, mm (with sunroof) | 1018 (996) |
| Effective headroom - rear, mm (with sunroof) | 968 (971) |
| Interior width - front, mm | TBA |
| Interior width - rear, mm | TBA |

Maximum luggage capacity, litres VDA measuring method using 200 x 100 x 50mm blocks

| | |
|-------------------------|-----|
| With rear seats upright | 381 |
| With rear seats folded | TBA |

Figures shown are for standard specification models. The addition of certain factory-fitted options and/or accessories may affect some of the dimensions shown.



On illustrations, where arrows and figures are shown inside of the vehicle, the measurements are for interior dimensions. Where arrows and figures are shown outside of the vehicle, the measurements are for exterior dimensions.

Please note: illustrations shown may not necessarily reflect UK specification.

VED and additional 'On the road' costs.

Diesel vehicles that do not meet the RDE2 standard will be charged a supplement on their 'First year rate' to the effect of moving up by one VED (Vehicle Excise Duty) band. The following tables give the rates of vehicle tax on cars registered on or after 1 April 2021. Please refer to the Model Prices pages to confirm which models are RDE2 compliant.

'FIRST YEAR RATE' VED – CARS REGISTERED ON OR AFTER 1.4.2021 BASED ON CO₂ EMISSIONS AND FUEL TYPE

Petrol/Diesel[†] – 'First year rate' VED

| CO ₂ emissions (g/km) | Petrol/Diesel [†] VED £ | Petrol total 'On the road' costs £ |
|----------------------------------|----------------------------------|------------------------------------|
| 0 | 0.00 | 690.00 |
| 1-50 | 10.00 | 700.00 |
| 51-75 | 25.00 | 715.00 |
| 76-90 | 115.00 | 805.00 |
| 91-100 | 140.00 | 830.00 |
| 101-110 | 160.00 | 850.00 |
| 111-130 | 180.00 | 870.00 |
| 131-150 | 220.00 | 910.00 |
| 151-170 | 555.00 | 1,245.00 |
| 171-190 | 895.00 | 1,585.00 |
| 191-225 | 1,345.00 | 2,035.00 |
| 226-255 | 1,910.00 | 2,600.00 |
| Over 255 | 2,245.00 | 2,935.00 |

Diesel[‡] – 'First year rate' VED

| CO ₂ emissions (g/km) | Diesel [‡] VED £ | Diesel total 'On the road' costs £ |
|----------------------------------|---------------------------|------------------------------------|
| 0 | 0.00 | 690.00 |
| 1-50 | 25.00 | 715.00 |
| 51-75 | 115.00 | 805.00 |
| 76-90 | 140.00 | 830.00 |
| 91-100 | 160.00 | 850.00 |
| 101-110 | 180.00 | 870.00 |
| 111-130 | 220.00 | 910.00 |
| 131-150 | 555.00 | 1,245.00 |
| 151-170 | 895.00 | 1,585.00 |
| 171-190 | 1,345.00 | 2,035.00 |
| 191-225 | 1,910.00 | 2,600.00 |
| 226-255 | 2,245.00 | 2,935.00 |
| Over 255 | 2,245.00 | 2,935.00 |

Alternative fuel – 'First year rate' VED

| CO ₂ emissions (g/km) | Alternative fuel VED £ | Alternative fuel total 'On the road' costs £ |
|----------------------------------|------------------------|--|
| 0 | 0.00 | 690.00 |
| 1-50 | 0.00 | 690.00 |
| 51-75 | 15.00 | 705.00 |
| 76-90 | 105.00 | 795.00 |
| 91-100 | 130.00 | 820.00 |
| 101-110 | 150.00 | 840.00 |
| 111-130 | 170.00 | 860.00 |
| 131-150 | 210.00 | 900.00 |
| 151-170 | 545.00 | 1,235.00 |
| 171-190 | 885.00 | 1,575.00 |
| 191-225 | 1,335.00 | 2,025.00 |
| 226-255 | 1,900.00 | 2,590.00 |
| Over 255 | 2,235.00 | 2,925.00 |

The way VED (Vehicle Excise Duty) vehicle tax is calculated will change for vehicles that are first registered with the DVLA on, or after, 1 April 2018. All new diesel vehicles registered after 1 April 2018 that do not meet the RDE2 standard will be charged a supplement on their 'First year rate' to the effect of moving up by one VED (Vehicle Excise Duty) band.

If a new vehicle is registered on or after 1 April 2018, after the 'First year rate' VED the majority of vehicles move to the 'Standard rate' of vehicle tax which is £155 a year.

The 'First year rate' will be based on the CO₂ emissions, fuel type and the list price of the vehicle supplied by the Manufacturer or Retailer as applicable on the day before the vehicle is first registered and taxed.

After the 'First year rate', all vehicles with zero emissions will be exempt from the 'Standard rate' of vehicle tax. All petrol and diesel vehicles will pay a standard rate of £155 a year, and alternative fuel vehicles will pay a standard rate of £145 a year.

Petrol or diesel vehicles with a list price over £40,000 at first registration will pay £490 a year, after the first 'First year rate' vehicle tax, for a period of five years. This comprises the £155 'Standard rate' and £335 additional rate. After five years the vehicle tax will revert to the 'Standard rate' of £155 per year.

Alternative fuel vehicles – hybrids, bi-ethanol or LPG, with a list price over £40,000 at first registration will pay £480 a year after the 'First year rate' vehicle tax for a period of five years. This comprises the £145 'Standard rate' and £335 additional rate which reverts to £145 'Standard rate' after five years.

Vehicles with a list price exceeding £40,000 (excluding vehicles with zero emissions) will pay the additional rate of £335 a year for a further five year period, after the 'First year rate' tax. After the five year period these vehicles will pay zero VED tax.

[†] Diesel cars that are tested to RDE2 standards. [‡] Diesel cars, including those tested to RDE standards.

'STANDARD RATE' VED

'Standard rate' VED based on fuel type

| Fuel type | CO ₂ emissions (g/km) | 'Standard rate' 12 months VED £ |
|----------------|----------------------------------|---------------------------------|
| Electric/Other | 0 | 0.00 |
| Petrol/Diesel | 1 - Over 255 | 155.00 |
| Alternative | 1 - Over 255 | 145.00 |

After the 'First year rate', all vehicles with zero emissions will be exempt from the 'Standard rate' of vehicle tax. All petrol and diesel vehicles will pay a standard rate of £155 a year, and alternative fuel vehicles will pay a standard rate of £145 a year.

'STANDARD RATE' – OVER £40,000 RRP

'Standard rate' VED for vehicles over £40,000 list price – five year annual rate

| Fuel type | 'Standard rate' 12 months VED £ | Additional rate £ | Total annual payment £ |
|---------------|---------------------------------|-------------------|------------------------|
| Electric | 0.00 | 0.00 | 0.00 |
| Petrol/Diesel | 155.00 | 335.00 | 490.00 |
| Alternative | 145.00 | 335.00 | 480.00 |

Petrol or diesel vehicles with a list price over £40,000 at first registration pay £490 a year after the 'First year rate' for a period of five years. Alternative fuel vehicles over £40,000 at first registration – hybrids, bi-ethanol or LPG, pay £480 a year after the 'First year rate' for a period of five years. After five years, vehicles will revert to their 'Standard rate' tax depending on fuel type. Electric or vehicles producing zero emissions over £40,000 at first registration are exempt from any charge after the 'First year rate'.

ADDITIONAL 'OTR' COSTS

Additional 'On the road' costs

| | |
|--------------------------------|--------|
| Delivery to retailer | 509.17 |
| Number plates | 20.00 |
| VAT | 105.83 |
| Vehicle first registration fee | 55.00 |
| Total | 690.00 |

The total 'On the road' costs above for petrol, diesel, electric and alternative fuel vehicles include the applicable 'First year rate' VED charge plus the 'On the road' costs as detailed above.

Environmental information.

| 5-DOOR HATCHBACK RANGE. | | RDE2 Compliant | Fuel | Transmission | Output, PS | CO ₂ emission, g/km ¹ , Min. (best case) WLTP test cycle | | CO ₂ emission, g/km ¹ , Max. (worst case) WLTP test cycle | | Combined ¹ fuel consumption mpg, Min. (worst case) | | Combined ¹ fuel consumption mpg, Max. (best case) | | Combined ¹ fuel consumption ltr/100km, Min. (worst case) | | Combined ¹ fuel consumption ltr/100km, Max. (best case) | |
|-------------------------|----------------------------|----------------|--------|----------------|------------|---|---|--|------|--|------|---|---|--|--|---|--|
| LIFE [‡] | 1.0 ltr TSI [‡] | Yes | Petrol | 6-spd manual | 110 | 123 | - | 131 | 48.7 | - | 52.3 | 5.8 | - | 5.4 | | | |
| | 1.0 ltr eTSI [‡] | Yes | Petrol | 7-spd auto DSG | 110 | 117 | - | 126 | 50.4 | - | 54.3 | 5.6 | - | 5.2 | | | |
| | 1.5 ltr TSI [‡] | Yes | Petrol | 6-spd manual | 130 | 122 | - | 130 | 49.6 | - | 52.3 | 5.7 | - | 5.4 | | | |
| | 1.5 ltr eTSI ^{‡†} | Yes | Petrol | 7-spd auto DSG | 130 | 124 | - | 132 | 48.7 | - | 51.4 | 5.8 | - | 5.5 | | | |
| | 1.5 ltr TSI [‡] | Yes | Petrol | 6-spd manual | 150 | 126 | - | 137 | 47.1 | - | 51.4 | 6.0 | - | 5.5 | | | |
| | 1.5 ltr eTSI [‡] | Yes | Petrol | 7-spd auto DSG | 150 | 126 | - | 135 | 47.9 | - | 51.4 | 5.9 | - | 5.5 | | | |
| | 2.0 ltr TDI [‡] | Yes | Diesel | 6-spd manual | 115 | 117 | - | 125 | 58.9 | - | 62.8 | 4.8 | - | 4.5 | | | |
| | 2.0 ltr TDI [‡] | Yes | Diesel | 7-spd auto DSG | 115 | 117 | - | 125 | 58.9 | - | 62.8 | 4.8 | - | 4.5 | | | |
| ACTIVE ^{‡†} | 1.0 ltr TSI ^{‡†} | Yes | Petrol | 6-spd manual | 110 | 123 | - | 131 | 48.7 | - | 52.3 | 5.8 | - | 5.4 | | | |
| | 1.0 ltr eTSI ^{‡†} | Yes | Petrol | 7-spd auto DSG | 110 | 118 | - | 126 | 50.4 | - | 54.3 | 5.6 | - | 5.2 | | | |
| | 1.5 ltr TSI ^{‡†} | Yes | Petrol | 6-spd manual | 130 | 122 | - | 130 | 49.6 | - | 52.3 | 5.7 | - | 5.4 | | | |
| | 1.5 ltr eTSI ^{‡†} | Yes | Petrol | 7-spd auto DSG | 130 | 124 | - | 132 | 48.7 | - | 51.4 | 5.8 | - | 5.5 | | | |
| | 1.5 ltr TSI ^{‡†} | Yes | Petrol | 6-spd manual | 150 | 126 | - | 137 | 47.1 | - | 50.4 | 6.0 | - | 5.6 | | | |
| | 1.5 ltr eTSI ^{‡†} | Yes | Petrol | 7-spd auto DSG | 150 | 126 | - | 135 | 47.9 | - | 51.4 | 5.9 | - | 5.5 | | | |
| | 2.0 ltr TDI ^{‡†} | Yes | Diesel | 6-spd manual | 115 | 117 | - | 125 | 58.9 | - | 62.8 | 4.8 | - | 4.5 | | | |
| | 2.0 ltr TDI ^{‡†} | Yes | Diesel | 7-spd auto DSG | 115 | 117 | - | 125 | 58.9 | - | 62.8 | 4.8 | - | 4.5 | | | |

1 Figures shown are for comparability purposes; only compare fuel consumption and CO₂ figures with other vehicles tested to the same technical procedures. These figures may not reflect real life driving results, which will depend upon a number of factors including the accessories fitted (post-registration), variations in weather, driving styles and vehicle load. Data correct at 24.9.2021. Figures quoted are for a range of configurations (including non-UK) and are subject to change due to ongoing approvals/changes. For more information, please see www.volkswagen.co.uk/need-help/wltp or consult your authorised Volkswagen retailer.

‡ These vehicles are WLTP (Worldwide Harmonised Light-Duty Vehicles Test Procedure) type approved vehicles. More information is available at www.volkswagen.co.uk/need-help/wltp.

† Please note these models are only available from stock and not available to factory order.

RDE2 refers to Real Driving Emissions Step 2.

EFFECTIVE FROM 24 SEPTEMBER 2021.

Environmental information.

| 5-DOOR HATCHBACK RANGE. | | RDE2 Compliant | Fuel | Transmission | Output, PS | CO ₂ emission, g/km ¹ , Min. (best case) WLTP test cycle | | Combined ¹ fuel consumption mpg, Min. (worst case) | | Combined ¹ fuel consumption mpg, Max. (best case) | | Combined ¹ fuel consumption ltr/100km, Min. (worst case) | | Combined ¹ fuel consumption ltr/100km, Max. (best case) | |
|-------------------------|-----------------|----------------|--------|----------------|------------|---|-------|--|--------|---|-------|--|--|---|--|
| STYLE ‡ | 1.5 ltr TSI ‡ | Yes | Petrol | 6-spd manual | 130 | 124 | - 130 | 49.6 | - 51.4 | 5.7 | - 5.5 | | | | |
| | 1.5 ltr eTSI ‡ | Yes | Petrol | 7-spd auto DSG | 130 | 126 | - 132 | 48.7 | - 50.4 | 5.8 | - 5.6 | | | | |
| | 1.5 ltr TSI ‡ | Yes | Petrol | 6-spd manual | 150 | 129 | - 137 | 47.1 | - 49.6 | 6.0 | - 5.7 | | | | |
| | 1.5 ltr eTSI ‡ | Yes | Petrol | 7-spd auto DSG | 150 | 128 | - 135 | 47.1 | - 49.6 | 6.0 | - 5.7 | | | | |
| | 2.0 ltr TDI ‡† | Yes | Diesel | 6-spd manual | 115 | 120 | - 125 | 58.9 | - 61.4 | 4.8 | - 4.6 | | | | |
| | 2.0 ltr TDI ‡† | Yes | Diesel | 7-spd auto DSG | 115 | 119 | - 125 | 58.9 | - 61.4 | 4.8 | - 4.6 | | | | |
| | 2.0 ltr TDI ‡† | Yes | Diesel | 6-spd manual | 150 | 119 | - 126 | 58.9 | - 62.8 | 4.8 | - 4.5 | | | | |
| | 2.0 ltr TDI ‡ | Yes | Diesel | 7-spd auto DSG | 150 | 121 | - 127 | 58.9 | - 61.4 | 4.8 | - 4.6 | | | | |
| R-LINE ‡ | 1.5 ltr TSI ‡ | Yes | Petrol | 6-spd manual | 130 | 124 | - 130 | 49.6 | - 51.4 | 5.7 | - 5.5 | | | | |
| | 1.5 ltr eTSI ‡† | Yes | Petrol | 7-spd auto DSG | 130 | 126 | - 131 | 48.7 | - 51.4 | 5.8 | - 5.5 | | | | |
| | 1.5 ltr TSI ‡ | Yes | Petrol | 6-spd manual | 150 | 129 | - 136 | 47.1 | - 49.6 | 6.0 | - 5.7 | | | | |
| | 1.5 ltr eTSI ‡ | Yes | Petrol | 7-spd auto DSG | 150 | 129 | - 135 | 47.9 | - 49.6 | 5.9 | - 5.7 | | | | |
| | 2.0 ltr TDI ‡† | Yes | Diesel | 6-spd manual | 150 | 118 | - 126 | 58.9 | - 62.8 | 4.8 | - 4.5 | | | | |
| | 2.0 ltr TDI ‡ | Yes | Diesel | 7-spd auto DSG | 150 | 121 | - 127 | 57.6 | - 61.4 | 4.9 | - 4.6 | | | | |

1 Figures shown are for comparability purposes; only compare fuel consumption and CO₂ figures with other vehicles tested to the same technical procedures. These figures may not reflect real life driving results, which will depend upon a number of factors including the accessories fitted (post-registration), variations in weather, driving styles and vehicle load. Data correct at 24.9.2021. Figures quoted are for a range of configurations (including non-UK) and are subject to change due to ongoing approvals/changes. For more information, please see www.volkswagen.co.uk/need-help/wltp or consult your authorised Volkswagen retailer.

‡ These vehicles are WLTP (Worldwide Harmonised Light-Duty Vehicles Test Procedure) type approved vehicles. More information is available at www.volkswagen.co.uk/need-help/wltp.

† Please note these models are only available from stock and not available to factory order.

RDE2 refers to Real Driving Emissions Step 2.

EFFECTIVE FROM 24 SEPTEMBER 2021.

Environmental information.

| 5-DOOR HATCHBACK RANGE. | | RDE2 Compliant | Fuel | Transmission | Output, PS | CO ₂ emission, g/km ¹ , WLT ¹ test cycle | | | Combined ¹ fuel consumption mpg, Min. (worst case) | | Combined ¹ fuel consumption ltr/100km, Min. (worst case) | | Combined ¹ fuel consumption ltr/100km, Max. (best case) | |
|--------------------------------|----------------------------------|----------------|--------|----------------|------------|---|---|-----|---|---|---|-----|--|-----|
| GTD [‡] | 2.0 ltr TDI [‡] | Yes | Diesel | 7-spd auto DSG | 200 | 136 | - | 142 | 52.3 | - | 54.3 | 5.4 | - | 5.2 |
| GTI [‡] | 2.0 ltr TSI [‡] | Yes | Petrol | 6-spd manual | 245 | 168 | - | 173 | 37.2 | - | 38.2 | 7.6 | - | 7.4 |
| | 2.0 ltr TSI [‡] | Yes | Petrol | 7-spd auto DSG | 245 | 167 | - | 172 | 37.2 | - | 38.7 | 7.6 | - | 7.3 |
| GTI CLUBSPORT [‡] | 2.0 ltr TSI [‡] | Yes | Petrol | 7-spd auto DSG | 300 | 166 | - | 170 | 37.7 | - | 38.7 | 7.5 | - | 7.3 |
| GTI CLUBSPORT 45 ^{‡†} | 2.0 ltr TSI ^{‡†} | Yes | Petrol | 7-spd auto DSG | 300 | 168 | - | 170 | 37.7 | - | 38.2 | 7.5 | - | 7.4 |
| R [‡] | 2.0 ltr TSI 4MOTION [‡] | Yes | Petrol | 7-spd auto DSG | 320 | 176 | - | 182 | 35.3 | - | 36.2 | 8.0 | - | 7.8 |

¹ Figures shown are for comparability purposes; only compare fuel consumption and CO₂ figures with other vehicles tested to the same technical procedures. These figures may not reflect real life driving results, which will depend upon a number of factors including the accessories fitted (post-registration), variations in weather, driving styles and vehicle load. Data correct at 24.9.2021. Figures quoted are for a range of configurations (including non-UK) and are subject to change due to ongoing approvals/changes. For more information, please see www.volkswagen.co.uk/need-help/wltp or consult your authorised Volkswagen retailer.

[‡] These vehicles are WLTP (Worldwide Harmonised Light-Duty Vehicles Test Procedure) type approved vehicles. More information is available at www.volkswagen.co.uk/need-help/wltp.

[†] Please note these models are only available from stock and not available to factory order.

RDE2 refers to Real Driving Emissions Step 2.

EFFECTIVE FROM 24 SEPTEMBER 2021.

Environmental information.

| PETROL/ELECTRIC HYBRID 5-DOOR HATCHBACK RANGE. | RDE2 Compliant | Fuel | Transmission | Combined output, PS | Combined CO ₂ emission, g/km ¹ Min. WLTP test cycle | Combined CO ₂ emission, g/km ¹ Max. WLTP test cycle | Combined Fuel Consumption ¹ mpg/ltr per 100km | Combined Energy Consumption ¹ miles/kWh | Combined Electric Range, miles/km (WLTP) ¹ | City Electric Range, miles/km (WLTP) ¹ | |
|---|-----------------------|------|----------------------|---------------------|--|--|---|---|--|--|-------|
| STYLE ‡ | 1.4 ltr TSI eHybrid ‡ | Yes | Petrol/Electric PHEV | 6-spd auto DSG | 204 | 21 | 26 | 256.8/1.1 | 4.50 | 44/71 | 50/80 |
| GTE ‡ | 1.4 ltr TSI PHEV ‡ | Yes | Petrol/Electric PHEV | 6-spd auto DSG | 245 | 25 | 27 | 235.4/1.2 | 4.26 | 40/64 | 46/73 |

¹ Figures for the Volkswagen Golf range, including petrol, diesel and hybrid vehicles. Plug-in hybrid vehicles require mains electricity for charging. Figures for hybrid vehicles were obtained using a combination of battery power and fuel. Figures shown are for comparability purposes; only compare fuel consumption, CO₂ and electric range figures with other vehicles tested to the same technical procedures. These figures may not reflect real life driving results, which will depend upon a number of factors including the accessories fitted (post-registration), variations in weather, driving styles and vehicle load. Data correct at 24.9.2021. Figures quoted are for a range of configurations (including non-UK) and are subject to change due to ongoing approvals/changes. For more information, please see www.volkswagen.co.uk/need-help/wltp or consult your authorised Volkswagen retailer.

‡ These vehicles are WLTP (Worldwide Harmonised Light-Duty Vehicles Test Procedure) type approved vehicles. More information is available at www.volkswagen.co.uk/need-help/wltp. RDE2 refers to Real Driving Emissions Step 2.

EFFECTIVE FROM 24 SEPTEMBER 2021.

CO₂ emissions, BIK % and VED Bands with optional wheels.

Effect of wheel size on CO₂ emissions, BIK % and VED Bands.

Choosing alternative alloy wheels than standard, as an option, may result in different fuel consumption as well as different CO₂ emissions and subsequently an alternative Vehicle Excise Duty (VED) Band, while BIK rates paid by company car drivers may differ. This is due to the fact that different wheels have both alternative aerodynamic drag and mechanical drag, resulting in different rolling resistance and wind resistance. As a result, the VED Band that the vehicle falls into may differ from its original VED Band when fitted with standard size wheels. In some instances, the recommended 'On the road' retail price paid for the vehicle may change as a result of the change in VED rate. The chart below shows CO₂ emissions and the related VED Bands for vehicles with both standard-fit wheels and larger optional alloy wheels, as well as the different cost payable due to a change in VED Band if applicable.

| 5-DOOR HATCHBACK RANGE. | | | RDE2 Compliant | Output, PS | Standard wheel size | CO ₂ emission, g/km ¹ , WLTP test cycle, standard wheels | First year VED £, standard wheels | BIK % with standard wheel size ² | Optional alloy wheel and size | CO ₂ emission, g/km ¹ , WLTP test cycle, optional alloy wheels | First year VED £, optional wheels | BIK % with optional wheel size ² |
|-------------------------|----------------------------|----------------|----------------|------------|---------------------|--|-----------------------------------|---|-------------------------------|--|-----------------------------------|---|
| LIFE [‡] | 1.0 ltr TSI [‡] | 6-spd manual | Yes | 110 | 16" | 123 | 180.00 | 28 | 17" Ventura | 125 | 180.00 | 29 |
| | | | | 110 | 16" | 123 | 180.00 | 28 | 18" Dallas | 126 | 180.00 | 29 |
| | 1.0 ltr eTSI [‡] | 7-spd auto DSG | Yes | 110 | 16" | 117 | 170.00 | 27 | 17" Ventura | 120 | 170.00 | 28 |
| | | | | 110 | 16" | 117 | 170.00 | 27 | 18" Dallas | 121 | 170.00 | 28 |
| | 1.5 ltr TSI [‡] | 6-spd manual | Yes | 130 | 16" | 122 | 180.00 | 28 | 17" Ventura | 124 | 180.00 | 28 |
| | | | | 130 | 16" | 122 | 180.00 | 28 | 18" Dallas | 125 | 180.00 | 29 |
| | 1.5 ltr eTSI ^{††} | 7-spd auto DSG | Yes | 130 | 16" | 124 | 170.00 | 28 | 17" Ventura | 126 | 170.00 | 29 |
| | | | | 130 | 16" | 124 | 170.00 | 28 | 18" Dallas | 127 | 170.00 | 29 |
| | 1.5 ltr TSI [‡] | 6-spd manual | Yes | 150 | 16" | 126 | 180.00 | 29 | 17" Ventura | 129 | 180.00 | 29 |
| | | | | 150 | 16" | 126 | 180.00 | 29 | 18" Dallas | 130 | 180.00 | 30 |
| | 1.5 ltr eTSI [‡] | 7-spd auto DSG | Yes | 150 | 16" | 126 | 170.00 | 29 | 17" Ventura | 129 | 170.00 | 29 |
| | | | | 150 | 16" | 126 | 170.00 | 29 | 18" Dallas | 130 | 170.00 | 30 |
| | 2.0 ltr TDI [‡] | 6-spd manual | Yes | 115 | 16" | 117 | 180.00 | 27 | 17" Ventura | 120 | 180.00 | 28 |
| | | | | 115 | 16" | 117 | 180.00 | 27 | 18" Dallas | 121 | 180.00 | 28 |
| | 2.0 ltr TDI [‡] | 7-spd auto DSG | Yes | 115 | 16" | 117 | 180.00 | 27 | 17" Ventura, 18" Dallas | 120 | 180.00 | 28 |

1 Figures shown are for comparability purposes; only compare fuel consumption and CO₂ figures with other vehicles tested to the same technical procedures. These figures may not reflect real life driving results, which will depend upon a number of factors including the accessories fitted (post-registration), variations in weather, driving styles and vehicle load. Data correct at 24.9.2021. Figures quoted are for a range of configurations (including non-UK) and are subject to change due to ongoing approvals/changes. For more information, please see www.volkswagen.co.uk/need-help/wltp or consult your authorised Volkswagen retailer. 2 The BIK charges quoted reflect the charges which apply to vehicles registered after 6 April 2021. These charges may differ from any charges displayed or quoted before 6 April 2021. The BIK % figure quoted includes the 4% diesel supplement, where applicable. Please note: the increase in VED and BIK rate that is payable is in addition to the cost of the optional alloy wheels. Please consult your Volkswagen retailer for full details.

‡ These vehicles are WLTP (Worldwide Harmonised Light-Duty Vehicles Test Procedure) type approved vehicles. More information is available at www.volkswagen.co.uk/need-help/wltp.

† Please note these models are only available from stock and not available to factory order.

RDE2 refers to Real Driving Emissions Step 2.

For detailed information regarding tyre efficiency labelling and technical specifications on all potential tyre fitments, visit the Volkswagen online car configurator at www.volkswagen.co.uk or consult your authorised Volkswagen retailer.

VAT IS CALCULATED AT 20%. EFFECTIVE FROM 24 SEPTEMBER 2021.

CO₂ emissions, BIK % and VED Bands with optional wheels.

Effect of wheel size on CO₂ emissions, BIK % and VED Bands.

Choosing alternative alloy wheels than standard, as an option, may result in different fuel consumption as well as different CO₂ emissions and subsequently an alternative Vehicle Excise Duty (VED) Band, while BIK rates paid by company car drivers may differ. This is due to the fact that different wheels have both alternative aerodynamic drag and mechanical drag, resulting in different rolling resistance and wind resistance. As a result, the VED Band that the vehicle falls into may differ from its original VED Band when fitted with standard size wheels. In some instances, the recommended 'On the road' retail price paid for the vehicle may change as a result of the change in VED rate. The chart below shows CO₂ emissions and the related VED Bands for vehicles with both standard-fit wheels and larger optional alloy wheels, as well as the different cost payable due to a change in VED Band if applicable.

| 5-DOOR HATCHBACK RANGE. | | | RDE2 Compliant | Output, PS | Standard wheel size | CO ₂ emission, g/km ¹ , WLTP test cycle, standard wheels | First year VED £, standard wheels | BIK % with standard wheel size ² | Optional alloy wheel and size | CO ₂ emission, g/km ¹ , WLTP test cycle, optional alloy wheels | First year VED £, optional wheels | BIK % with optional wheel size ² |
|-------------------------|----------------------------|----------------|----------------|------------|---------------------|--|-----------------------------------|---|-------------------------------|--|-----------------------------------|---|
| ACTIVE ^{††} | 1.0 ltr TSI ^{††} | 6-spd manual | Yes | 110 | 16" | 123 | 180.00 | 28 | N/A | N/A | N/A | N/A |
| | 1.0 ltr eTSI ^{††} | 7-spd auto DSG | Yes | 110 | 16" | 118 | 170.00 | 27 | N/A | N/A | N/A | N/A |
| | 1.5 ltr TSI ^{††} | 6-spd manual | Yes | 130 | 16" | 122 | 180.00 | 28 | N/A | N/A | N/A | N/A |
| | 1.5 ltr eTSI ^{††} | 7-spd auto DSG | Yes | 130 | 16" | 124 | 170.00 | 28 | N/A | N/A | N/A | N/A |
| | 1.5 ltr TSI ^{††} | 6-spd manual | Yes | 150 | 16" | 126 | 180.00 | 29 | N/A | N/A | N/A | N/A |
| | 1.5 ltr eTSI ^{††} | 7-spd auto DSG | Yes | 150 | 16" | 126 | 170.00 | 29 | N/A | N/A | N/A | N/A |
| | 2.0 ltr TDI ^{††} | 6-spd manual | Yes | 115 | 16" | 117 | 180.00 | 27 | N/A | N/A | N/A | N/A |
| | 2.0 ltr TDI ^{††} | 7-spd auto DSG | Yes | 115 | 16" | 117 | 180.00 | 27 | N/A | N/A | N/A | N/A |

1 Figures shown are for comparability purposes; only compare fuel consumption and CO₂ figures with other vehicles tested to the same technical procedures. These figures may not reflect real life driving results, which will depend upon a number of factors including the accessories fitted (post-registration), variations in weather, driving styles and vehicle load. Data correct at 24.9.2021. Figures quoted are for a range of configurations (including non-UK) and are subject to change due to ongoing approvals/changes. For more information, please see www.volkswagen.co.uk/need-help/wltp or consult your authorised Volkswagen retailer. 2 The BIK charges quoted reflect the charges which apply to vehicles registered after 6 April 2021. These charges may differ from any charges displayed or quoted before 6 April 2021. The BIK % figure quoted includes the 4% diesel supplement, where applicable. Please note: the increase in VED and BIK rate that is payable is in addition to the cost of the optional alloy wheels. Please consult your Volkswagen retailer for full details.

‡ These vehicles are WLTP (Worldwide Harmonised Light-Duty Vehicles Test Procedure) type approved vehicles. More information is available at www.volkswagen.co.uk/need-help/wltp.

† Please note these models are only available from stock and not available to factory order.

RDE2 refers to Real Driving Emissions Step 2.

For detailed information regarding tyre efficiency labelling and technical specifications on all potential tyre fitments, visit the Volkswagen online car configurator at www.volkswagen.co.uk or consult your authorised Volkswagen retailer.

VAT IS CALCULATED AT 20%. EFFECTIVE FROM 24 SEPTEMBER 2021.

CO₂ emissions, BIK % and VED Bands with optional wheels.

Effect of wheel size on CO₂ emissions, BIK % and VED Bands.

Choosing alternative alloy wheels than standard, as an option, may result in different fuel consumption as well as different CO₂ emissions and subsequently an alternative Vehicle Excise Duty (VED) Band, while BIK rates paid by company car drivers may differ. This is due to the fact that different wheels have both alternative aerodynamic drag and mechanical drag, resulting in different rolling resistance and wind resistance. As a result, the VED Band that the vehicle falls into may differ from its original VED Band when fitted with standard size wheels. In some instances, the recommended 'On the road' retail price paid for the vehicle may change as a result of the change in VED rate. The chart below shows CO₂ emissions and the related VED Bands for vehicles with both standard-fit wheels and larger optional alloy wheels, as well as the different cost payable due to a change in VED Band if applicable.

| 5-DOOR HATCHBACK RANGE. | | | RDE2 Compliant | Output, PS | Standard wheel size | CO ₂ emission, g/km ¹ , WLTP test cycle, standard wheels | First year VED £, standard wheels | BIK % with standard wheel size ² | Optional alloy wheel and size | CO ₂ emission, g/km ¹ , WLTP test cycle, optional alloy wheels | First year VED £, optional wheels | BIK % with optional wheel size ² |
|-------------------------|-----------------------|----------------|----------------|------------|---------------------|--|-----------------------------------|---|-------------------------------|--|-----------------------------------|---|
| STYLE ‡ | 1.5 ltr TSI ‡ | 6-spd manual | Yes | 130 | 17" | 124 | 180.00 | 28 | 17" Ventura | 124 | 180.00 | 28 |
| | | | | 130 | 17" | 124 | 180.00 | 28 | 18" Dallas | 125 | 180.00 | 29 |
| | 1.5 ltr eTSI ‡ | 7-spd auto DSG | Yes | 130 | 16" | 126 | 170.00 | 29 | 17" Ventura | 126 | 170.00 | 29 |
| | | | | 130 | 16" | 126 | 170.00 | 29 | 18" Dallas | 127 | 170.00 | 29 |
| | 1.5 ltr TSI ‡ | 6-spd manual | Yes | 150 | 17" | 129 | 180.00 | 29 | 17" Ventura, 18" Dallas | 130 | 180.00 | 30 |
| | 1.5 ltr eTSI ‡ | 7-spd auto DSG | Yes | 150 | 17" | 128 | 170.00 | 29 | 17" Ventura | 129 | 170.00 | 29 |
| | | | | 150 | 17" | 128 | 170.00 | 29 | 18" Dallas | 130 | 170.00 | 30 |
| | 1.4 ltr TSI eHybrid ‡ | 6-spd auto DSG | Yes | 204 | 17" | 21 | 0.00 | 7 | 17" Ventura | 23 | 0.00 | 7 |
| | | | | 204 | 17" | 21 | 0.00 | 7 | 18" Dallas | 23 | 0.00 | 7 |
| | 2.0 ltr TDI †† | 6-spd manual | Yes | 115 | 17" | 120 | 180.00 | 28 | 17" Ventura | 120 | 180.00 | 28 |
| | | | | 115 | 17" | 120 | 180.00 | 28 | 18" Dallas | 121 | 180.00 | 28 |
| | 2.0 ltr TDI †† | 7-spd auto DSG | Yes | 115 | 17" | 119 | 180.00 | 27 | 17" Ventura, 18" Dallas | 120 | 180.00 | 28 |
| | 2.0 ltr TDI †† | 6-spd manual | Yes | 150 | 17" | 119 | 180.00 | 27 | 17" Ventura, 18" Dallas | 120 | 180.00 | 28 |
| | | | | 150 | 17" | 121 | 180.00 | 28 | 17" Ventura | 121 | 180.00 | 28 |
| | 2.0 ltr TDI ‡ | 7-spd auto DSG | Yes | 150 | 17" | 121 | 180.00 | 28 | 18" Dallas | 122 | 180.00 | 28 |

1 Figures shown are for comparability purposes; only compare fuel consumption and CO₂ figures with other vehicles tested to the same technical procedures. These figures may not reflect real life driving results, which will depend upon a number of factors including the accessories fitted (post-registration), variations in weather, driving styles and vehicle load. Data correct at 24.9.2021. Figures quoted are for a range of configurations (including non-UK) and are subject to change due to ongoing approvals/changes. For more information, please see www.volkswagen.co.uk/need-help/wltp or consult your authorised Volkswagen retailer. 2 The BIK charges quoted reflect the charges which apply to vehicles registered after 6 April 2021. These charges may differ from any charges displayed or quoted before 6 April 2021. The BIK % figure quoted includes the 4% diesel supplement, where applicable. Please note: the increase in VED and BIK rate that is payable is in addition to the cost of the optional alloy wheels. Please consult your Volkswagen retailer for full details.

‡ These vehicles are WLTP (Worldwide Harmonised Light-Duty Vehicles Test Procedure) type approved vehicles. More information is available at www.volkswagen.co.uk/need-help/wltp.

† Please note these models are only available from stock and not available to factory order.

RDE2 refers to Real Driving Emissions Step 2.

For detailed information regarding tyre efficiency labelling and technical specifications on all potential tyre fitments, visit the Volkswagen online car configurator at www.volkswagen.co.uk or consult your authorised Volkswagen retailer.

VAT IS CALCULATED AT 20%. EFFECTIVE FROM 24 SEPTEMBER 2021.

CO₂ emissions, BIK % and VED Bands with optional wheels.

Effect of wheel size on CO₂ emissions, BIK % and VED Bands.

Choosing alternative alloy wheels than standard, as an option, may result in different fuel consumption as well as different CO₂ emissions and subsequently an alternative Vehicle Excise Duty (VED) Band, while BIK rates paid by company car drivers may differ. This is due to the fact that different wheels have both alternative aerodynamic drag and mechanical drag, resulting in different rolling resistance and wind resistance. As a result, the VED Band that the vehicle falls into may differ from its original VED Band when fitted with standard size wheels. In some instances, the recommended 'On the road' retail price paid for the vehicle may change as a result of the change in VED rate. The chart below shows CO₂ emissions and the related VED Bands for vehicles with both standard-fit wheels and larger optional alloy wheels, as well as the different cost payable due to a change in VED Band if applicable.

| 5-DOOR HATCHBACK RANGE. | | | RDE2 Compliant | Output, PS | Standard wheel size | CO ₂ emission, g/km ¹ , WLTP test cycle, standard wheels | First year VED £, standard wheels | BIK % with standard wheel size ² | Optional alloy wheel and size | CO ₂ emission, g/km ¹ , WLTP test cycle, optional alloy wheels | First year VED £, optional wheels | BIK % with optional wheel size ² |
|----------------------------|-----------------------|----------------|----------------|------------|---------------------|--|-----------------------------------|---|---|--|-----------------------------------|---|
| R-LINE ‡ | 1.5 ltr TSI ‡ | 6-spd manual | Yes | 130 | 17" | 124 | 180.00 | 28 | 18" Bergamo | 123 | 180.00 | 28 |
| | 1.5 ltr eTSI ‡† | 7-spd auto DSG | Yes | 130 | 17" | 126 | 170.00 | 29 | 18" Bergamo | 126 | 170.00 | 29 |
| | 1.5 ltr TSI ‡ | 6-spd manual | Yes | 150 | 17" | 129 | 180.00 | 29 | 18" Bergamo | 130 | 180.00 | 30 |
| | 1.5 ltr eTSI ‡ | 7-spd auto DSG | Yes | 150 | 17" | 129 | 170.00 | 29 | 18" Bergamo | 129 | 170.00 | 29 |
| | 2.0 ltr TDI ‡† | 6-spd manual | Yes | 150 | 17" | 118 | 180.00 | 27 | 18" Bergamo | 119 | 180.00 | 27 |
| | 2.0 ltr TDI ‡ | 7-spd auto DSG | Yes | 150 | 17" | 121 | 180.00 | 28 | 18" Bergamo | 121 | 180.00 | 28 |
| GTD ‡ | 2.0 ltr TDI ‡ | 7-spd auto DSG | Yes | 200 | 18" | 136 | 220.00 | 31 | 19" Adelaide Black diamond-turned | 138 | 220.00 | 31 |
| GTI ‡ | 2.0 ltr TSI ‡ | 6-spd manual | Yes | 245 | 18" | 168 | 555.00 | 37 | 19" Adelaide Black diamond-turned | 170 | 555.00 | 37 |
| | 2.0 ltr TSI ‡ | 7-spd auto DSG | Yes | 245 | 18" | 167 | 555.00 | 37 | 19" Adelaide Black diamond-turned | 169 | 555.00 | 37 |
| GTI CLUBSPORT ‡ | 2.0 ltr TSI ‡ | 7-spd auto DSG | Yes | 300 | 18" | 166 | 555.00 | 37 | 19" Adelaide Black diamond-turned, 19" Estoril Black | 168 | 555.00 | 37 |
| GTI CLUBSPORT 45 ‡† | 2.0 ltr TSI ‡† | 7-spd auto DSG | Yes | 300 | 19" | 168 | 555.00 | 37 | N/A | N/A | N/A | N/A |
| R ‡ | 2.0 ltr TSI 4MOTION ‡ | 7-spd auto DSG | Yes | 320 | 18" | 176 | 895.00 | 37 | 19" Adelaide Black diamond-turned, 19" Estoril Black, 19" Estoril Black diamond-turned, 19" Estoril Black diamond-turned (Performance Pack) | 177 | 895.00 | 37 |

1 Figures shown are for comparability purposes; only compare fuel consumption and CO₂ figures with other vehicles tested to the same technical procedures. These figures may not reflect real life driving results, which will depend upon a number of factors including the accessories fitted (post-registration), variations in weather, driving styles and vehicle load. Data correct at 24.9.2021. Figures quoted are for a range of configurations (including non-UK) and are subject to change due to ongoing approvals/changes. For more information, please see www.volkswagen.co.uk/need-help/wltp or consult your authorised Volkswagen retailer. 2 The BIK charges quoted reflect the charges which apply to vehicles registered after 6 April 2021. These charges may differ from any charges displayed or quoted before 6 April 2021. The BIK % figure quoted includes the 4% diesel supplement, where applicable. Please note: the increase in VED and BIK rate that is payable is in addition to the cost of the optional alloy wheels. Please consult your Volkswagen retailer for full details.

‡ These vehicles are WLTP (Worldwide Harmonised Light-Duty Vehicles Test Procedure) type approved vehicles. More information is available at www.volkswagen.co.uk/need-help/wltp.

† Please note these models are only available from stock and not available to factory order.

RDE2 refers to Real Driving Emissions Step 2.

For detailed information regarding tyre efficiency labelling and technical specifications on all potential tyre fitments, visit the Volkswagen online car configurator at www.volkswagen.co.uk or consult your authorised Volkswagen retailer.

VAT IS CALCULATED AT 20%. EFFECTIVE FROM 24 SEPTEMBER 2021.

CO₂ emissions, BIK % and VED Bands with optional wheels.

Effect of wheel size on CO₂ emissions, BIK % and VED Bands.

Choosing alternative alloy wheels than standard, as an option, may result in different fuel consumption as well as different CO₂ emissions and subsequently an alternative Vehicle Excise Duty (VED) Band, while BIK rates paid by company car drivers may differ. This is due to the fact that different wheels have both alternative aerodynamic drag and mechanical drag, resulting in different rolling resistance and wind resistance. As a result, the VED Band that the vehicle falls into may differ from its original VED Band when fitted with standard size wheels. In some instances, the recommended 'On the road' retail price paid for the vehicle may change as a result of the change in VED rate. The chart below shows CO₂ emissions and the related VED Bands for vehicles with both standard-fit wheels and larger optional alloy wheels, as well as the different cost payable due to a change in VED Band if applicable.

| PETROL/ELECTRIC HYBRID 5-DOOR HATCHBACK RANGE. | | | RDE2 Compliant | Combined output, PS | Standard wheel size | CO ₂ emission, g/km ¹ , WLTP test cycle, standard wheels | First year VED £, standard wheels | BIK % with standard wheel size ² | Optional alloy wheel and size | CO ₂ emission, g/km ¹ , WLTP test cycle, optional wheel | First year VED £, optional wheels | BIK % with optional wheel size ² |
|---|--------------------|----------------|----------------|---------------------|---------------------|--|--------------------------------------|--|----------------------------------|---|--------------------------------------|--|
| GTE ‡ | 1.4 ltr TSI PHEV ‡ | 6-spd auto DSG | Yes | 245 | 17" | 25 | 0.00 | 7 | 18" Bakersfield | 28 | 0.00 | 7 |

1 Figures for the Volkswagen Golf range, including petrol, diesel and hybrid vehicles. Plug-in hybrid vehicles require mains electricity for charging. Figures for hybrid vehicles were obtained using a combination of battery power and fuel. Figures shown are for comparability purposes; only compare fuel consumption, CO₂ and electric range figures with other vehicles tested to the same technical procedures. These figures may not reflect real life driving results, which will depend upon a number of factors including the accessories fitted (post-registration), variations in weather, driving styles and vehicle load. Data correct at 24.9.2021. Figures quoted are for a range of configurations (including non-UK) and are subject to change due to ongoing approvals/changes. For more information, please see www.volkswagen.co.uk/need-help/wltp or consult your authorised Volkswagen retailer.

2 The BIK charges quoted reflect the charges which apply to vehicles registered after 6 April 2021. These charges may differ from any charges displayed or quoted before 6 April 2021. The BIK % figure quoted includes the 4% diesel supplement, where applicable. Please note: the increase in VED and BIK rate that is payable is in addition to the cost of the optional alloy wheels. Please consult your Volkswagen retailer for full details.

‡ These vehicles are WLTP (Worldwide Harmonised Light-Duty Vehicles Test Procedure) type approved vehicles. More information is available at www.volkswagen.co.uk/need-help/wltp.

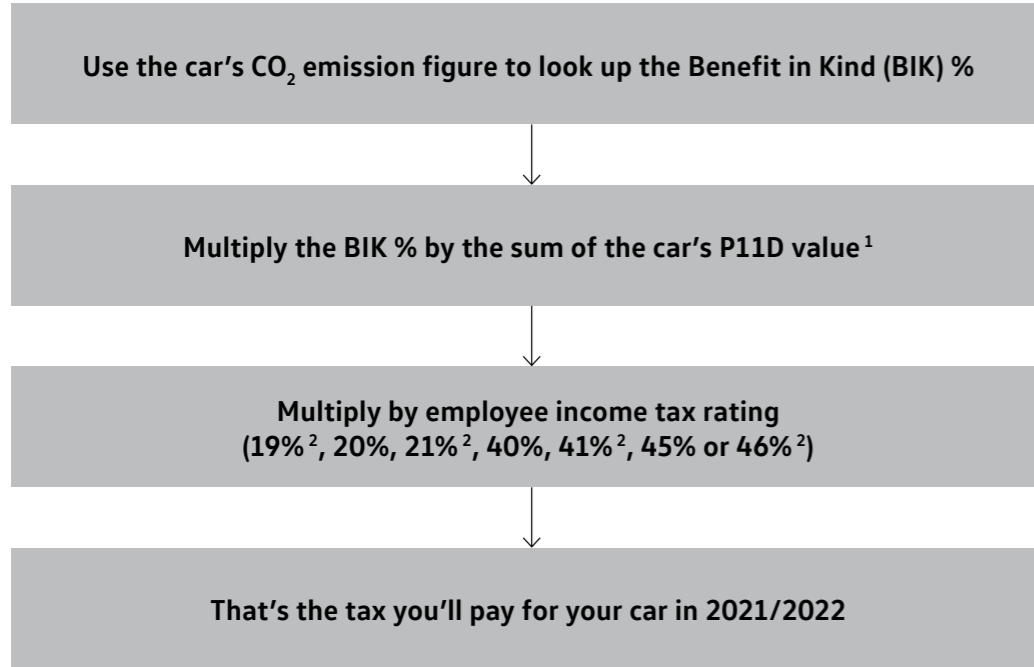
RDE2 refers to Real Driving Emissions Step 2.

For detailed information regarding tyre efficiency labelling and technical specifications on all potential tyre fitments, visit the Volkswagen online car configurator at www.volkswagen.co.uk or consult your authorised Volkswagen retailer.

VAT IS CALCULATED AT 20%. EFFECTIVE FROM 24 SEPTEMBER 2021.

Company car taxation chart – tax year 2021/22.

How to calculate your company car income tax liability – effective 6.4.2021



The government is retaining the diesel supplement in company car tax until 2021, when EU-wide testing procedures will ensure new diesel cars meet air quality standards even under strict 'real world' driving conditions. In the 2017 Autumn Budget the Chancellor announced that there will be a new VED supplement on new diesel cars first registered from 1 April 2018 adding 4% to their appropriate percentage if the car is propelled solely by diesel (up to a maximum of 37%), so that their First-Year Rate will be calculated as if they were in the VED band above. However, this will not apply on those diesel cars which meet Real Driving Emissions Step 2 (RDE2) standards.

For further details of company car tax, please consult your authorised Volkswagen retailer, or visit www.volkswagen.co.uk/offers-and-finance/fleet/calculators/company-car-tax-calculator. Full details can be found at www.assets.publishing.service.gov.uk/government/uploads/system/uploads/attachment_data/file/815268/190617_-_WLTP_-_summary_of_responses_v2.2.pdf

1 P11D values given in this price list are based on standard specification models with no factory-fitted options or other accessories. If your car includes factory-fitted options or other accessories, you may need to adjust the P11D value to take this into account.
 2 From 6 April 2018, new income tax rates have been introduced for Scottish Taxpayers, these figures reflect the new Scottish rates. For full details of Scottish BIK tax liability, please refer to the [Benefit In Kind for Scottish Residents section](#)

| Emissions CO ₂ (g/km) | 2021/22 Benefit in Kind % (BIK) | | | | 2022/23 and 2023/24 Benefit in Kind % (BIK) | | | |
|----------------------------------|---------------------------------|------------|-----------------------|------------------|---|------------|----------------------|------------------|
| | Petrol and Diesel RDE2 | Diesel RDE | Electric range, miles | Alternative fuel | Petrol and Diesel RDE2 | Diesel RDE | Electric range miles | Alternative fuel |
| 0 (BEV) | | | | | | | | |
| 1-50 | 13% | 17% | 130 or above | 1% | 14% | 18% | 130 or above | 2% |
| 1-50 | 13% | 17% | 70-129 | 4% | 14% | 18% | 70-129 | 5% |
| 1-50 | 13% | 17% | 40-69 | 7% | 14% | 18% | 40-69 | 8% |
| 1-50 | 13% | 17% | 30-39 | 11% | 14% | 18% | 30-39 | 12% |
| 1-50 | 13% | 17% | 1-29 | 13% | 14% | 18% | 1-29 | 14% |
| 51-54 | 14% | 18% | | 14% | 15% | 19% | | 15% |
| 55-59 | 15% | 19% | | 15% | 16% | 20% | | 16% |
| 60-64 | 16% | 20% | | 16% | 17% | 21% | | 17% |
| 65-69 | 17% | 21% | | 17% | 18% | 22% | | 18% |
| 70-74 | 18% | 22% | | 18% | 19% | 23% | | 19% |
| 75-79 | 19% | 23% | | 19% | 20% | 24% | | 20% |
| 80-84 | 20% | 24% | | 20% | 21% | 25% | | 21% |
| 85-89 | 21% | 25% | | 21% | 22% | 26% | | 22% |
| 90-94 | 22% | 26% | | 22% | 23% | 27% | | 23% |
| 95-99 | 23% | 27% | | 23% | 24% | 28% | | 24% |
| 100-104 | 24% | 28% | | 24% | 25% | 29% | | 25% |
| 105-109 | 25% | 29% | | 25% | 26% | 30% | | 26% |
| 110-114 | 26% | 30% | | 26% | 27% | 31% | | 27% |
| 115-119 | 27% | 31% | | 27% | 28% | 32% | | 28% |
| 120-124 | 28% | 32% | | 28% | 29% | 33% | | 29% |
| 125-129 | 29% | 33% | | 29% | 30% | 34% | | 30% |
| 130-134 | 30% | 34% | | 30% | 31% | 35% | | 31% |
| 135-139 | 31% | 35% | | 31% | 32% | 36% | | 32% |
| 140-144 | 32% | 36% | | 32% | 33% | 37% | | 33% |
| 145-149 | 33% | 37% | | 33% | 34% | 37% | | 34% |
| 150-154 | 34% | 37% | | 34% | 35% | 37% | | 35% |
| 155-159 | 35% | 37% | | 35% | 36% | 37% | | 36% |
| 160-164 | 36% | 37% | | 36% | 37% | 37% | | 37% |
| 165-169 | 37% | 37% | | 37% | 37% | 37% | | 37% |
| 170+ | 37% | 37% | | 37% | 37% | 37% | | 37% |

Taxable percentage of P11D value (Diesel RDE figures include the 4% diesel supplement)

Company car taxation comparison.

3-year taxation comparison guide.

| | | | RDE2 Compliant | Output, PS | CO ₂ emission, g/km ¹ WLTP test cycle | Basic Recommended Retail £ | VAT £ | Total Recommended Retail £ | Tax year commencing | P11D Value £ ² | BIK % ³ | Annual cost at 20% ⁴ tax rate £ | Annual cost at 40% ⁴ tax rate £ | |
|---------|--------------------|----------------|----------------|------------|--|----------------------------|-----------|----------------------------|---------------------|---------------------------|--------------------|---|---|----------|
| GOLF | LIFE ‡ | 1.0 ltr eTSI ‡ | 6-spd manual | Yes | 110 | 117 | 20,766.67 | 4,153.33 | 24,920.00 | 2021/22 | 25,555.00 | 27% | 1,379.97 | 2,759.94 |
| | | | | | | | | | | 2022/23 | 25,555.00 | 28% | 1,431.08 | 2,862.16 |
| | | | | | | | | | | 2023/24 | 25,555.00 | 28% | 1,431.08 | 2,862.16 |
| | | | | | | | | | | | | | | |
| STYLE ‡ | 2.0 ltr TDI ‡ | 7-spd auto DSG | Yes | 150 | 121 | 24,137.50 | 4,827.50 | 28,965.00 | 2021/22 | 29,600.00 | 28% | 1,657.60 | 3,315.20 | |
| | | | | | | | | | 2022/23 | 29,600.00 | 29% | 1,716.80 | 3,433.60 | |
| | | | | | | | | | 2023/24 | 29,600.00 | 29% | 1,716.80 | 3,433.60 | |
| | | | | | | | | | | | | | | |
| GTE ‡ | 1.4 ltr TSI PHEV ‡ | 6-spd auto DSG | Yes | 245 | 25 | 30,008.33 | 6,001.67 | 36,010.00 | 2021/22 | 36,645.00 | 7% | 513.03 | 1,026.06 | |
| | | | | | | | | | 2022/23 | 36,645.00 | 8% | 586.32 | 1,172.64 | |
| | | | | | | | | | 2023/24 | 36,645.00 | 8% | 586.32 | 1,172.64 | |
| | | | | | | | | | | | | | | |

1 Figures shown are for comparability purposes; only compare fuel consumption and CO₂ figures with other vehicles tested to the same technical procedures. These figures may not reflect real life driving results, which will depend upon a number of factors including the accessories fitted (post-registration), variations in weather, driving styles and vehicle load. Data correct at 24.9.2021. For more information, please see www.volkswagen.co.uk/need-help/wltp or consult your authorised Volkswagen retailer.

2 P11D value = Total recommended retail price + delivery to retailer £509.17, + number plates £20, + VAT £105.83 (calculated by reference to total of delivery to retailer + number plates). P11D value is based on standard specification model with no factory-fitted options or other accessories.

3 The BIK charges quoted reflect the charges which apply to vehicles registered after 6 April 2021. These charges may differ from any charges displayed or quoted before 6 April 2021. The BIK % figure quoted includes the 4% diesel supplement, where applicable. Please consult your Volkswagen retailer for full details.

4 From 6 April 2018, new income tax rates have been introduced for Scottish Taxpayers. For full details of Scottish BIK tax liability, please refer to the [Benefit In Kind for Scottish Residents section](#)

‡ These vehicles are WLTP (Worldwide Harmonised Light-Duty Vehicles Test Procedure) type approved vehicles. More information is available at www.volkswagen.co.uk/need-help/wltp.

All examples are for manual derivatives unless otherwise stated.

RDE2 refers to Real Driving Emissions Step 2.

Volkswagen UK may change RRP's at any time (this includes where there are government changes in regulation and/or legislation). There may be a delay to any RRP displaying correctly on our materials. Always obtain prices from your chosen authorised Volkswagen retailer.

VAT IS CALCULATED AT 20%. EFFECTIVE FROM 24 SEPTEMBER 2021.

Volkswagen service.



VOLKSWAGEN FINANCE¹

Volkswagen Finance specialises in providing funding solutions for Volkswagen drivers. Whether your Volkswagen is for private or business use, you can choose from a range of funding options.

Solutions – a Personal Contract Plan

Flexible finance plan designed to allow you to drive a new vehicle sooner than you think. At the end of your agreement you can choose to trade in your Volkswagen for a new one, keep it, or hand it back.

Hire Purchase

A simple and straightforward way to finance your Volkswagen. Have the option to break down your monthly payments over a period that suits you, making financing your car much more manageable than you think.

Contract Hire

Available for both personal and business customers. Ideal for customers simply wanting to pay a monthly rental for the vehicle, change it on a regular fixed period and have no disposal risk.

- Lease Purchase
- Finance Lease

With all Volkswagen Finance products you can choose a fixed-cost maintenance plan to help you budget for your servicing and maintenance costs. Buy your service plan online or visit your local Volkswagen retailer for more information.



VOLKSWAGEN INSURANCE²

We want you to start enjoying your new car from day one, and thanks to our complimentary five day Volkswagen Drive Away Insurance you can. Please visit www.insurewithvolkswagen.co.uk/driveaway to activate your cover. If eligible, we will also give you a quotation for our annual insurance, designed specifically for Volkswagen drivers.

ANNUAL CAR INSURANCE

Volkswagen car insurance helps give you peace of mind with the following benefits at no extra cost:

- Repairs carried out by Volkswagen trained technicians using Volkswagen Genuine Parts and paints when repaired by a Volkswagen approved repairer
- Guaranteed courtesy car
- Child seat replacement
- Uninsured driver promise
- Vandalism promise
- 24 hour accident recovery

For more information or to get a quote, visit www.insurewithvolkswagen.co.uk

SERVICING AND MAINTENANCE

Volkswagen is pleased to offer you a choice on how your Volkswagen is serviced. The appropriate selection is entirely dependent on how the car is likely to be driven and its general use. To help you identify which type of service would be most suitable, please refer to the following guide.

Fixed Service

The Fixed Service is recommended for vehicles that will cover less than 9,300 miles in 12 months and if the vehicle is likely to be used in the following way:

- Predominantly urban driving, short journeys with frequent cold starts.
- Activities regularly producing high engine loading, e.g. frequent hill climbs, driving with vehicle fully loaded and towing.
- Uneconomical driving style using high rpms with heavy acceleration and heavy braking.

The service intervals for the Fixed Service schedule on 2021 MY onwards are as follows:

- Oil change service – After 1 year or 9,300 miles (15,000 km), whichever is soonest.
- Inspection service³ – First after 2 years or 18,600 miles (30,000 km), then every 2 years or 18,600 miles (30,000 km), whichever is soonest.

The Golf GTE PHEV model is only available with the Fixed Service consult your authorised Volkswagen retailer or repairer for advice and full details.

Electric vehicles

Vehicles powered only by an electric motor require a Fixed Service schedule as follows:

SERVICING AND MAINTENANCE (CONTINUED)

Electric vehicles (continued)

- Inspection service – First after 2 years or 20,000 miles (30,000km), whichever is soonest.
- Subsequent services every 1 year or 20,000 miles (30,000km), whichever is soonest.

Flexible Service

The Flexible Service is recommended for vehicles with daily mileage of more than 25 miles where the vehicle is driven regularly mainly on longer distance journeys. The vehicle is driven mainly at a constant speed with minimum vehicle and engine loading, minimal towing and driven in an economical manner. With the Flexible Service the vehicle can drive up to 18,600 miles⁴ (30,000 km) or 2 years, whichever is soonest, between oil changes.

The service intervals for the Flexible Service schedule on 2021 MY onwards are as follows:

- Oil change service – According to flexible service interval display, 2 years or 18,600 miles (30,000 km), whichever is soonest.
- Inspection service³ – First after 2 years or 18,600 miles (30,000 km), then every 2 years or 18,600 miles (30,000 km), whichever is soonest.

The up! model is only available with the Fixed Service schedule. Flexible Servicing is not available on BEV, PHEV or GTE models. Please consult your authorised Volkswagen retailer or repairer for advice and full details.

Please note: If you purchase a Volkswagen Fixed Price Service Plan your vehicle will follow the Fixed Service schedule.

VOLKSWAGEN ENSURANCE⁵

Get three years' Volkswagen Insurance cover for free.

Another great benefit of being a Volkswagen driver. If your Volkswagen was damaged in an accident, wouldn't you want it fixed by a Volkswagen trained technician using only Genuine Volkswagen Parts? Insurance is Volkswagen's accident and repair cover which does exactly that. It works alongside your main comprehensive motor insurance policy no matter who you are insured with, to make sure you get the quality repair and service you would want. If you're involved in an accident or your car is stolen, just one call to us and we'll look after your claim from start to finish, ensuring your Volkswagen is restored to the highest standard.

Activate your cover and benefit from:

- A guarantee that your Volkswagen will be repaired by a Volkswagen approved repairer and Volkswagen trained technicians, using only Genuine Volkswagen Parts and paints.
- A dedicated Claims Manager who will manage your claim from start to finish, liaising with your insurer and the repairer so you don't have to.
- Help to recover any uninsured losses using our Legal Expenses Cover.
- Online claims tracking so you can keep up to date with the status of any claim.

Volkswagen Insurance is free to all Volkswagen customers for three years and it only takes a minute to get cover.

To find out more and to activate your cover, visit www.insurewithvolkswagen.co.uk/insurance

- 1 Finance is available to 18s and over, subject to status. Terms and conditions apply. Volkswagen Finance.
- 2 Volkswagen Car Insurance is underwritten by U K Insurance Limited. Registered Office: The Wharf, Neville Street, Leeds LS1 4AZ. Registered in England and Wales number: 1179980. U K Insurance Limited is authorised by the Prudential Regulation Authority and regulated by the Financial Conduct Authority (FCA) and the Prudential Regulation Authority. Calls may be recorded. Volkswagen Financial Services is a trading name of Volkswagen Financial Services (UK) Limited ('VWFS UK'), registered in England and Wales number: 2835230 (Registered Office: Brunswick Court, Yeomans Drive, Blakelands, Milton Keynes MK14 5LR). Volkswagen Insurance Service (Great Britain) Ltd. is an appointed representative of VWFS UK. VWFS UK is authorised and regulated by the FCA, registration number: 311988. Authorisation details for both organisations can be checked on the Financial Services Register by visiting www.fca.org.uk. VWFS UK and U K Insurance Limited are not part of the same corporate group.
- 3 The inspection service first at 2 years (or 18,600 miles) and then every second year (or 18,600 miles).
- 4 The quoted mileage is based on a conversion from kilometers and is therefore unlikely to exceed circa 18,600 miles between oil changes.
- 5 Insurance from Volkswagen Financial Services is sold and administered by Lawshield UK Limited, registered in England number: 3360532. Registered office: Lawshield House, 850 Ibis Court, Lakeside Drive, Centre Park, Warrington, Cheshire, WA1 1RL and underwritten by UK General Insurance Limited on behalf of Great Lakes Insurance SE. Great Lakes Insurance SE is a German insurance company with its headquarters at Königinstrasse 107, 80802 Munich. UK Branch office: Plantation Place, 30 Fenchurch Street, London, EC3M 3AJ. Lawshield UK Limited is authorised and regulated by the Financial Conduct Authority (FCA). Authorisation details can be checked on the FCA's register at www.fca.org.uk. Great Lakes Insurance SE, UK Branch, is authorised by Bundesanstalt für Finanzdienstleistungsaufsicht and subject to limited regulation by the Financial Conduct Authority and Prudential Regulation Authority. Details about the extent of their regulation by the Financial Conduct Authority and Prudential Regulation Authority are available on request.



[Configure now >](#)



Volkswagen service (continued).

WARRANTY

Exclusions and terms and conditions apply to all warranties, plans and insurance listed. For pricing and further details of Volkswagen Warranties, Service Plans and Insurance, please consult your authorised Volkswagen retailer or repairer, or visit www.volkswagen.co.uk

THE VOLKSWAGEN WARRANTY THREE-YEAR WARRANTY

All Volkswagen passenger cars come with a three-year/60,000 miles warranty, which protects your car against the failure of most technical and electrical components due to manufacturing defects. This comprises a two-year manufacturer's warranty with unlimited mileage plus a further one-year/60,000 miles (whichever is soonest) Retailer Warranty¹. Should the mileage exceed 60,000 miles within the first two years, the manufacturer's two-year warranty will still be valid. Full details of the three-year warranty are available from your authorised Volkswagen retailer or repairer.

BODY PROTECTION WARRANTY

The internal body sections and panels are covered against rusting through from the inside for 12 years. Naturally, the vehicle must be cared for in compliance with the manufacturer's operating instructions. Please consult your authorised Volkswagen retailer or repairer for full warranty details.

THREE-YEAR PAINTWORK WARRANTY

This latest paintwork warranty, pioneered by Volkswagen, provides you with cover on a new car. Naturally, during the warranty period the car must be cared for in compliance with the manufacturer's operating instructions. Any paintwork defects, as a result of the manufacturing process, will be rectified without charge.

APPROVED ACCESSORIES

A comprehensive range of accessories from alloy wheels to carpet mats is available to complement the factory-fitted option list. Volkswagen approved accessories purchased from and fitted by your authorised Volkswagen retailer at the point of vehicle sale will also benefit from the three-year vehicle warranty.

VOLKSWAGEN BEV EIGHT-YEAR BATTERY WARRANTY

1. A guarantee for eight years or 99,360 miles/ 160,000km (whichever is soonest), on all material or manufacturing defects.
2. Gradual reduction in battery capacity over times is integral to the nature of the component, and does not represent a defect under the terms of this guarantee, as long as the reduction in capacity is not in excess of the value specified for this vehicle in the owner's manual.

3. With the exception of the warranty term, all warranty conditions stipulated by the Volkswagen retailer selling the vehicle (prerequisites, criteria for freedom from defects, exclusions, settlement of claims, entry into force and start of extended warranty term, scope of application etc.) also apply to the high voltage battery.

BEV AND PHEV VEHICLE HOME CHARGING

Home charging using a domestic socket will depend on the condition and suitability of the wiring in your home. Always consult a qualified electrician before charging when using a domestic socket for the first time, or, if the socket is to be used as the primary source of charging. Domestic sockets on the same circuit as other appliances, particularly those in frequent use, will draw additional amperage which may result in a breaker switch being 'tripped'. Establishing a separate circuit for home charging will help ensure your electric vehicle is supplied with a consistent, uninterrupted current. For optimum charging, we recommend installing an electric vehicle charging point at home.

VOLKSWAGEN BEV AND PHEV SPECIALIST RETAILER NETWORK

GTE models are only available for sale through an authorised specialist Volkswagen retailer. These retailers have the ability to provide the highest levels of service when purchasing your GTE model. For details of your nearest authorised specialist Volkswagen retailer, please visit www.volkswagen.co.uk for more details.

PRICES AND SPECIFICATIONS

The prices and specifications contained in this price list are for information purposes only as our products are continually updated and changes may be made to the prices and specifications at any time. If you require any specific feature, please consult your authorised Volkswagen retailer who is regularly updated with any change in specification. Prices and specifications are subject to change without notice.

Following the announcement of a price increase, any vehicle order which can be accepted into the factory production system before the effective date of the price increase will be supplied at the current price, even if built and delivered after the date on which the increase became effective.

Note: We would like to advise you that telephone calls to Volkswagen Customer Care may be monitored and recorded as part of our training and quality assurance processes. All our monitoring and recording processes meet Ofcom regulations.

BENEFIT IN KIND (BIK) FOR SCOTTISH RESIDENTS

Effective as of 6 April 2018, the Scottish Government introduced their own BIK taxation structure. This is only applicable to Company Car Drivers that are resident Scottish taxpayers. HMRC will continue to be responsible for the collection and management of taxes and will determine whether or not an individual is a Scottish taxpayer based on where their primary place of residence is.

Scottish Income Tax rates and Bands 2018/19

Starter rate 19% over £11,850 - £13,850

Basic rate of 20% over £13,850 - £24,000

Intermediate rate 21% over £24,000 - £44,273

Higher rate 41% over £44,273 - £150,000

Top rate 46% above £150,000

FUEL CONSUMPTION AND CO₂ EMISSIONS

Fuel consumption and CO₂ figures are obtained under standardised EU test conditions (Directive 93/116/EEC). This allows a direct comparison between different manufacturer models but may not represent the actual fuel consumption achieved in 'real world' driving conditions. More information is available on the Volkswagen website at www.volkswagen.co.uk and at www.dft.gov.uk/vca. The weight of a vehicle will influence the level of CO₂ emissions it produces; as a result, vehicles with higher levels of specification and factory-fitted options may emit higher levels of CO₂. Choosing larger alloy wheels than those fitted as standard may result in increased fuel consumption as well as higher CO₂ emissions and subsequently an increased Vehicle Excise Duty (VED) band. BIK rates paid by company car drivers may also increase. In some instances, the recommended 'On the road' retail price paid for a vehicle may increase as a result of the increased VED rate. CO₂ is the main greenhouse gas responsible for global warming. The specifications contained in this brochure are for information purposes only and are subject to change.

VOLKSWAGEN ROADSIDE ASSISTANCE

Every new car is registered for Volkswagen Roadside Assistance for one year except the Touareg which is registered for three years. This provides vehicle roadside and home recovery in the unlikely event of a breakdown in the UK and Europe (subject to conditions). Volkswagen Roadside Assistance can also be purchased for subsequent years.

Exclusions and terms and conditions apply. For pricing and further details of Volkswagen Roadside Assistance, please consult your authorised Volkswagen retailer, or visit www.volkswagen.co.uk



¹ All warranty work must be completed by an authorised Volkswagen retailer or repairer.

Volkswagen service plan.

An additional way to keep your perfect car, perfect for longer.

Exclusions and terms apply, [please click here](#) for more details. For pricing and further details of the Volkswagen Service Plan, please consult your authorised Volkswagen retailer or visit www.volkswagen.co.uk

Volkswagen Service Plan – retail sales only

We offer Volkswagen Service Plans to cover all new models for their first two consecutive services in line with the Fixed Service schedule required on the vehicle. Your car will be in the hands of Volkswagen trained technicians who use specialist Volkswagen tools, technology and Volkswagen original parts, and all parts and labour are guaranteed for two years. What's more, the Volkswagen Service Plan will remain with the vehicle should you decide to sell your car.

Volkswagen Service Plan – retail sales only

For vehicles under 1 year old set to the Fixed Service regime that has not had its first service, comprising first two manufacturer's scheduled services:

- 'Oil service' including oil filter change
- 'Oil service' including oil filter change and 'Inspection service' plus a pollen filter replacement (if required)

Excludes electric vehicles. Service plan covers first two consecutive services, limited to 1x 'Oil service' and 1x 'Oil and Inspection service'. T&Cs apply: All vehicles must be set to the Fixed Service regime by the retailer. Maximum age of car is 12 months (Service plan must be taken out before first service is due). Additional work, including wear and tear is excluded. Servicing must be carried out in line with the requirement of the Service Schedule. All work must be carried out by an Authorised Volkswagen Repairer. Offers may be varied or withdrawn at any time. Plan validity is dependent on required payments received. Administered by Volkswagen Financial Services. Retail sales only. For pricing and further details, please consult your authorised Volkswagen retailer or visit www.volkswagen.co.uk



Model shown is Golf Style with optional 'IQ. Light' LED matrix headlights and metallic paint.

The Golf

Issued by Volkswagen Marketing, Volkswagen (UK)
© Volkswagen Group United Kingdom Limited 2021
Issue: 24 September 2021

Volkswagen Information Service
Telephone: 0800 333 666
Internet: www.volkswagen.co.uk

Volkswagen Fleet Business Centre
Telephone: 0800 0093 397
Internet: www.volkswagen.co.uk/offers-and-finance/fleet

This brochure can be viewed or downloaded in pdf format at:
www.volkswagen.co.uk

Images shown are left-hand drive European models and may not necessarily reflect UK specification – always consult your authorised Volkswagen retailer for full details.

Prices, specifications, features, technical and other information (including fuel consumption, CO₂ emissions and range) are updated regularly and are subject to change without notice (this may include changes between order and delivery). There may be a delay in updates to our materials – always consult your authorised Volkswagen retailer for the latest information.



facebook.com/VolkswagenUK



[@UKVolkswagen](https://twitter.com/@UKVolkswagen)



youtube.com/user/ukvolkswagen



volkswagen_uk