



COROLLA

A NEW ERA FOR COROLLA

DISCOVER THE WORLD'S BEST-SELLING CAR





IT'S TIME TO CHOOSE HYBRID

YOU'LL LOVE THE SPIRITED DRIVE OF THE COROLLA

Toyota Hybrids are a pleasure to drive. They're incredibly smooth and very responsive – and when you're driving through the city, you'll enjoy the blissful silence of the all-electric mode. They also save fuel and reduce emissions, while still being as easy to drive as a conventional car. Because they're self-charging, you never have to plug them in. So it's no surprise that Toyota Hybrids have been chosen by over 12 million drivers around the world.



2.0 LITRE HYBRID A JOY TO DRIVE

Hybrid never felt so good. The new 2.0 litre Hybrid engine developed for the Corolla takes Hybrid to an exciting new level, delivering plenty of power and effortless acceleration for a spirited and dynamic drive that makes even the most everyday journey a joy.









EXPERT CORNERING EMBRACE THE DRIVE

The TNGA platform gives the Corolla a low centre of gravity that reduces body roll, providing extra control when cornering. A highly rigid body helps to enhance ride comfort, while the rear double wishbone suspension absorbs shocks from bumps in the road more effectively, making the ride even smoother.

A MORE REWARDING DRIVING EXPERIENCE

ENJOY A CAR THAT MAKES DRIVING FUN

At Toyota, we're committed to making ever better cars. That's why we have introduced Toyota New Global Architecture (TNGA) – a new platform that delivers excellent performance. This is the first Corolla to use TNGA, and the difference is clear from the moment you get behind the wheel, with excellent handling and stability making the drive even more rewarding.

Sit back and enjoy the journey.

DESIGNED TO TURN HEADS

THE COROLLA IS STRIKING FROM ALL ANGLES

The first things you notice about the Corolla are its bold styling lines with an attractive low bonnet giving it a sleek profile. The Hatchback Excel grade can be even more eye-catching with a selection of Bi-tone paint options, which is further enhanced by sporty 18" alloy wheels.

MULTI LED HEADLIGHTS SIMPLY BRILLIANT

Both front and rear LED lights provide excellent visibility, while using very little energy. The LEDs are arranged in clusters which form elegant curving lines that suit the car's sleek design. The Automatic High Beam system instantly gives you the visibility you need without dazzling other drivers.







Model shown: Excel grade



AMBIENT LIGHTING SETTING THE MOOD

Nothing does more for a space than light, and the Corolla features ambient interior lighting throughout the cabin. The light is a cool shade of blue, giving the interior a stylish, sporty feel. It's a subtle touch – one of many that make this a car you'll love spending time in.



A SENSE OF STYLE

ENJOY A BEAUTIFULLY DESIGNED INTERIOR

If you think the Corolla looks good on the outside, just wait until you get into the car. Our designers have chosen a combination of high quality materials that look stunning together – and also provide a pleasing variety of textures. An all-black look gives the interior a sporty feel that underlines the spacious and uncluttered design. Black leather sports seats with red accents* complete the look perfectly.

* Standard on Excel grade only.

LIVE LIFE TO THE FULL

A COROLLA CREATED FOR YOUR ACTIVE LIFESTYLE

Corolla TREK is the perfect travel companion for people with an active lifestyle. It combines outdoor-focused design with Hybrid dynamics, practical versatility and a spirited drive.

Extra ground clearance means Corolla TREK is ideally suited to both urban and more adventurous driving. So whether you're on the commute, the school run or getting away from it all for an action-packed weekend, you can enjoy a world of adventure.



COROLLA
TREK







Model shown: Excel grade



INFORMATION DISPLAY CHOOSE YOUR LOOK

At the centre of the instrument panel is a multi-information display* with a colour screen that tells you everything you need to know. You can choose a speedometer with a traditional dial or a simple digital version.



TECHNOLOGY FOR EVERY JOURNEY

DESIGNED TO MAKE THE DRIVE EVEN SMOOTHER

Intuitive technology helps make every journey a pleasure. An 8" full-colour touchscreen gives you instant access to the Toyota Touch® 2 multimedia system to make playing music and making calls even simpler. Now with smartphone integration including Apple CarPlay and Android Auto™. The optional 8-speaker JBL® premium sound system[§] makes listening to every track amazing.

* Available in 3D on GR SPORT.

§ Optional on Excel 2.0 grade only.

Apple CarPlay is a trademark of Apple Inc.

MyT by Toyota

ALWAYS CONNECTED

CONNECTIONS THAT MAKE LIFE EASIER

The MyT app allows you to access our range of connected services, making your life with Toyota easier and more enjoyable. Through the MyT app, you can link up and stay in contact with your Toyota, opening up a world of possibilities. For example, you can plan journeys before you leave, then send the destination directly to the car's satnav. If the last leg of your journey needs to be completed on foot, you can share the directions with your phone again. Perhaps most useful of all, you'll always have to hand your service history and be able to set up service reminders based on your car's mileage straight from the app. In addition, you also have access to Hybrid Coaching which helps you optimize your EV driving and improve fuel efficiency, ensuring you can get the most from your hybrid.

For more information visit: <https://www.toyota.co.uk/owners/servicing-and-aftercare/my-toyota/myt-and-connected-services>





LINK UP STAY CONNECTED



Hybrid Coaching

In addition, you also have access to Hybrid Coaching which helps you optimize your EV driving and improve fuel efficiency, ensuring you can get the most from your hybrid.



Find My Car

Powered by Google Maps, Find My Car tells you exactly where your car is – so you will always remember where you parked.



Send To Car*

Plan a journey from the comfort of your home – or anywhere. With MyT, you can send your destinations directly to your car's navigation system.



Car Calendar

This will help you plot any important dates, such as MOT, Insurance and Servicing reminders



Service And Maintenance

Perhaps most useful of all, you will always have to hand your vehicle's service history and be able to set up service reminders manually straight from the app.



Drive safer with better understanding

Keep in the know with our user-friendly explanation of what the various warning lights in your vehicle mean, as well as the level of urgency and the next possible steps you should take.

* Only available with compatible smartphones. Not available on Icon.



Model shown: Excel Touring Sports



PANORAMIC ROOF REACH FOR THE STARS

An optional large panoramic roof* lets light flood into the cabin, making it feel even more spacious. It slides open to let fresh air in, giving you a real sense of connection to the world around you, while a powered sunshade keeps wind noise out.



SIT BACK AND RELAX

EVERY JOURNEY PUTS YOU AT EASE

The cabin of the Corolla has been designed around your comfort. Sport seats upholstered in black leather with red accents[§] keep you comfortable on long journeys. The steering position has been designed to feel as natural as possible, helping to avoid fatigue. And steering-wheel mounted switches for driving, infotainment and audio controls let you make calls and control music without taking your hands off the wheel.

* Optional on Design and Excel Hatchback. Also optional on Design and Excel Touring Sports in 2.0 only.

§ Standard on Excel grade only.

SPACE FOR ALL THE FAMILY

DESIGNED AROUND YOUR LIFESTYLE


The Corolla Touring Sports gives you the space you need, where you need it. It makes the rear passengers just as comfortable as the people in the front, thanks to plenty of knee room. Whether you're taking a bicycle, golf bags or the whole family's luggage, the generous boot space is versatile enough to fit it in easily, thanks to an adjustable deck board, handy side pockets and easily folded seats. Excel grade has a power tailgate with kick sensor for convenient hands-free activation.

ADAPTABLE STORAGE SMART AND PRACTICAL

The thoughtful design of the boot makes it easy to take everything with you.

1. The boot deck board is reversible, with carpet on one side and a resin finish on the other, so you don't have to worry about transporting garden plants, wet surf gear or your dog. If you need extra space, you can simply move it to a lower position.

2. Need even more room? Just pull a lever and one of the rear seats, or the whole row, automatically folds down without any fuss.





Model shown: Excel grade





Pushing the limits for Better

A LOOK THAT'S

RACING INSPIRED

Corolla GR SPORT, dynamic and ready to go: From the honeycombed grille with a lower bumper accent and piano-black surround to the bold rear diffuser. Eye-catching details like the striking alloy wheels and side sills with black inserts reinforce the athletic credentials of this striking Corolla.

Thanks to a truly incredible team, TOYOTA GAZOO Racing is continuing a tradition of Toyota victories stretching back to 1975. In 2018, we picked up the Manufacturers' Title at the World Rally Championship, before winning the gruelling 24 Hours of Le Mans two years in a row. The racetrack keeps inspiring the design of our cars, just like the Corolla GR SPORT – its sharp, dynamic style is destined to take your breath away.

INNOVATIVE TOYOTA SAFETY SENSE

RELAX AND ENJOY REAL PEACE OF MIND

Everything we do starts with your safety. For instance, the innovative Toyota Safety Sense package anticipates potential hazards and helps you respond more effectively. Also part of the comprehensive suite of safety features is Dynamic Radar Cruise Control with Road Sign Assist (RSA). This, together with Hybrid technology and its automatic transmission, delivers a smooth and hassle-free drive – perfect for the city. And with a range of intelligent driver aids including a reversing camera, Pre-Collision Systems, Road Sign Assist, Lane Trace Assist, Intelligent Parking Assist and Automatic High Beam, every journey will be as easy as it is enjoyable. So you can be sure that you and your passengers are even safer and more relaxed than ever before.





ALL ACTIVE SAFETY TECHNOLOGIES are intended to be back-up systems only and are not a substitute for safe and attentive driving. The functionality of these systems may be impacted by driving conditions. Further information is available from your local Toyota Centre.

TOYOTA SAFETY SENSE INTELLIGENT ASSISTANCE



Pre-Collision System with Night-time Pedestrian Detection

Detects other vehicles and pedestrians in the road ahead in low light. When the possibility of a collision is detected the driver is alerted with audio and visual warnings, and brake assistance is activated. If the driver fails to brake in time the brakes automatically engage to prevent or mitigate a collision.



Pre-Collision System with Cyclist Detection

Working in a similar way as above, it detects cyclists and other vehicles in the road ahead. When the possibility of a collision is detected the driver is alerted with audio and visual warnings, and brake assistance is activated. If the driver fails to brake in time the brakes automatically engage to prevent or mitigate a collision.



Lane Trace Assist

If the car begins to drift from the centre of the lane unintentionally, steering assist is applied to correct its course.



Automatic High Beam

Designed to optimise visibility during night driving for all road users. A camera detects the lights of oncoming vehicles and leading traffic whilst also monitoring the brightness of street lights. It switches automatically between high and low beam for safer night-time driving.



Full-range Adaptive Cruise Control

Enables the car to maintain a constant speed without the use of the accelerator pedal. If necessary, it also reduces speed to preserve the distance between the car and the vehicle ahead, down to a complete stop.



Road Sign Assist

Monitors the road signs ahead, displaying useful information such as the current speed limit in clear view on the colour multi-information display.



Acoustic Vehicle Alert System (AVAS)

Sound generated to alert pedestrians and other road users at speeds up to 12 mph.

FIND YOUR COROLLA

EXPLORE THE FULL RANGE





MAIN FEATURES

ICON

- 16" alloy wheels
- Toyota Safety Sense 2 with Adaptive Cruise Control
- E-call
- Automatic LED headlights*
- LED front fog lights
- Dual-zone automatic air conditioning
- Power-adjustable lumbar support on driver seat
- Heated driver and front passenger seats
- Heated rear outer seats⁵
- Toyota Touch® 2 multimedia system with DAB, Bluetooth® connectivity and smartphone integration including Apple CarPlay and Android Auto™
- Reversing camera
- 7" colour multi-information display

Optional features

- Essential Protection Pack
- Protection+ Pack
- Parking sensors
- Style Pack (Black, Red or Chrome)
- Towing

* Available on Hatchback and Touring Sports only.

⁵ Available on Saloon only.



A WHOLE LOT
MORE THAN
THE ESSENTIALS



MAIN FEATURES (ADDITIONAL TO ICON GRADE)

ICON TECH

- Toyota Touch® 2 with Go navigation system
- Enhanced multimedia functionality including voice recognition and 3D maps
- Front and rear parking sensors with Simple Intelligent Park Assist (SIPA) and Intelligent Clearance Sonar (ICS)
- Smart Entry*

Optional features

- Essential Protection Pack
- Protection+ Pack
- Style Pack (Black, Red or Chrome)
- Towing[§]

* Available on Hatchback and Touring Sports only.

§ Available for Touring Sports body type only.





HIGH QUALITY
EQUIPMENT
AND A REFINED
INTERIOR





MAIN FEATURES (ADDITIONAL TO ICON TECH GRADE)

DESIGN

- 17" machined-face alloy wheels
- Black fabric with synthetic leather*
- Automatic folding door mirrors
- Automatic wipers
- Automatic dimming rear-view mirror
- Privacy glass on rear windows
- Interior ambient lighting*

Optional features

- Panoramic roof[§]
- Essential Protection Pack
- Protection+ Pack
- Style Pack (Black, Red or Chrome)
- Towing[¶]

* Not available on Saloon

[§] Optional on Design and Excel Hatchback. Also optional on Design and Excel Touring Sports in 2.0 only.

[¶] Available for Touring Sports body type only.



A SOPHISTICATED
COMBINATION
OF STYLE AND
EQUIPMENT



MAIN FEATURES (ADDITIONAL TO DESIGN GRADE)

GR SPORT

- 18" machined-face alloy wheels*
- GR SPORT styling (exterior and interior)
- Head Up Display (HUD)
- Sport seat with partial leather
- 3D colour multi-information display

Optional features

- Essential Protection Pack
- Bi-tone paint[‡]

* 1.8 Touring Sport comes with 17" alloy wheels.

[‡] Available on Hatchback only.





INSPIRED BY
GAZOO RACING

ROBUST AND REFINED

A CAR DESIGNED FOR THE OUTDOOR LIFE

MAIN FEATURES (ADDITIONAL TO DESIGN GRADE)

TREK

- 17" machined-face alloy wheels
- TREK styling (exterior and interior)
- 20 mm raised suspension
- Power tailgate with kick sensor

Optional features

- Towing

Front and rear parking sensors with SIPA is not available on TREK.
TREK grade is only available as 2.0lt Touring Sports.



SCUFF PLATES

1. Durable scuff plates protect the door sills from even the most enthusiastic members of the family bounding in and out. Stylishly branded with the TREK name.

WOOD-EFFECT INSERTS

2. An elegant wood-effect trim adds a special touch to the interior with a warm, rich colour, introducing a dash of nature.

INTERIOR QUALITY

The two-tone fabric upholstery comes in a harmonious combination of brown and grey, giving the cabin a look inspired by nature.

MAIN FEATURES (ADDITIONAL TO DESIGN GRADE)

EXCEL

- 18" machined-face alloy wheels*
- Black leather sport seats with red accents
- Bi-LED headlights
- Power tailgate with kick sensor[§]

Optional features

- Panoramic roof[°]
- Bi-tone paint*
- JBL® premium sound system**
- Essential Protection Pack
- Protection+ Pack
- Style Pack (Black, Red or Chrome)
- Towing[§]

* 1.8 Touring Sport comes with 17" alloy wheels.

[§] Available on Touring Sports only.

[°] Optional on Design and Excel Hatchback. Also optional on Design and Excel Touring Sports in 2.0 only.

** Available on 2.0 Hybrid only.





A **SMART BI-TONE**
LOOK AND AN
IRRESISTIBLE
INTERIOR

Hatchback model shown with optional Bi-tone paint and 1.8 Touring Sport, with 17" alloy wheel.

STYLISH LOOKS

CHOOSE YOUR COLOUR



040 Pure White



1H5 Manhattan Grey[§]



1K6 Ash Grey^{§0}



3U5 Scarlet Flare*



8U6 Denim Blue^{§**}



8X8 Obsidian Blue[§]

BI-TONE OPTIONS^{§§}



2QS Manhattan Grey[§]/
Eclipse Black



2RD Sterling Silver*/
Eclipse Black



2RF Titan Bronze[§]/
Eclipse Black**



2RG Denim Blue[§]/
Eclipse Black**



2SZ Scarlet Flare*/
Eclipse Black



1J6 Sterling Silver*



209 Eclipse Black[§]



2UQ Obsidian Blue[§]/
Eclipse Black



2NR Pure White[°]/
Eclipse Black



2RZ Ash Grey[°]/
Eclipse Black

* Pearlescent paint.

[§] Metallic paint.

[°] Available on GR SPORT only.

** Not available on GR SPORT.

^{§§} Bi-tone paint option is only available on GR SPORT and Excel Hatchback.

SALOON OPTIONS



040 Pure White



1K3 Satin Grey[§]



209 Eclipse Black[§]



3U5 Scarlet Flare*

STRIKING WHEELS

CHOOSE YOUR ALLOYS



16" alloy wheels

Standard on Icon and Icon Tech Hatchback and Touring Sport



16" alloy wheels

Standard on Icon and Icon Tech Saloon



17" machined-face alloy wheels

Standard on Design Saloon and Excel 1.8 Touring Sport



17" machined-face alloy wheels

Standard on GR SPORT Touring Sport 1.8



18" machined-face alloy wheels

Standard on GR SPORT Hatchback and Touring Sport 2.0



17" machined-face alloy wheels

Standard on TREK

OPTIONS – ALLOY WHEELS

Make your Corolla stand out from the crowd even more by enhancing its exterior look further using these sets of alloy wheels. Alloy wheel options are available for Hatchback and Touring Sports only.



17" machined-face alloy wheels
Standard on Design Hatchback
and Touring Sport



16" silver alloy wheels
Optional on Icon and Icon Tech grade



17" gloss black alloy wheels
Optional on Design grade



18" machined-face alloy wheels
Standard on Excel Hatchback
and 2.0 Touring Sport



17" silver alloy wheels
Optional on Design grade



17" machined-face black alloy wheels
Optional on Design grade



18" machined-face black alloy wheels
Optional on Excel grade

STYLE MEETS COMFORT

CHOOSE YOUR SEAT



Panoramic roof is optional on Design and Excel Hatchback.
Also optional on Design and Excel Touring Sports in 2.0 only.



**Black quilted fabric,
grey stitching**
Standard on Icon and
Icon Tech Hatchback
and Touring Sports



**Black fabric with
synthetic leather**
Standard on Design
Hatchback and Touring Sports



**Black fabric with
partial leather seats**
Standard on GR SPORT



**Brown and grey fabric
with grey stitching**
Standard on TREK



**Black leather sport seat
with red accents**
Standard on Excel Hatchback
and Touring Sports



**Diamond quilted
black fabric**
Available on all
Saloon grades



THE FINAL TOUCHES

CHOOSE YOUR ACCESSORIES

Genuine Toyota accessories are designed with the same care and attention to quality and detail as your new Corolla. They will help to give you the opportunity to add your own stylish, practical and innovative touch.



Boot liner and front and rear mudflaps



Boot liner

OPTIONS – PROTECTION+ PACK

The Protection+ ('Plus') Pack provides you with a more comprehensive protection for your vehicle. This pack features all the accessory components of the Essential Protection Pack, PLUS a set of rubber floor mats and aluminium scuff plates.

Applicable to all grades for both Hatchback and Touring Sports body type, not available for Corolla TREK and GR SPORT.



Rear bumper protection plate (black plastic)



Rubber floor mats and aluminium scuff plates



Aluminium scuff plates



Boot liner



Rear bumper protection plate

OPTIONS – ESSENTIAL PROTECTION PACK

The Essential Protection Pack protects your vehicle against day-to-day mud, dirt, sand and scratches at the rear bumper area, whilst you enjoy the dynamic driving experience of your vehicle. This pack consists of a plastic bumper protection plate, boot liner and full mudflaps set.

Applicable to grades for Hatchback & Touring Sports body type*.

* Essential Protection Pack on GR Sport Hatchback & Trek graded do not come with mud-flaps due to incompatibilities. Essential Protection Pack is currently not available GR Sport Touring Sport.



Boot liner and front & rear mudflaps

OPTIONS – STYLE PACK*

The Style Pack adds a unique character to your Corolla and makes your car stand out from the crowd. The Style Pack consists of colour-matching front bumper trim, side door trim and rear boot door trim. It comes with three different colour variations (black, red and chrome) to suit your character.

Available on all grades for both Hatchback and Touring Sports body types.

Colour-matching red and black wing mirror covers are not part of the Style Pack, however they can be purchased separately.



**Black front bumper trim and
black lower door trim**



**Black lower door trim
and tailgate trim**



**Black front bumper trim and
black lower door trim**



**Black lower door trim
and tailgate trim**

* Not applicable to Corolla Saloon, Corolla TREK and Corolla GR SPORT.



Red lower door trim and tailgate trim



Chrome front bumper trim and chrome lower door trim



Red front bumper trim and red lower door trim



Chrome rear boot door trim

PARKING SENSORS

Parking sensors give you peace of mind when manoeuvring your vehicle in a tight parking space. The parking sensors are available as full front and rear, or rear only.

For Icon grade on Hatchback and Touring Sports body types only.



TOWING

The towing option enables you to bring your family and friends on an amazing holiday. For Hatchback and Touring Sports, this pack can be purchased with a combination of vertical or horizontal detachable towing hitch and 7- or 13-pin electrics. Available for all grades.



Vertical detachable towing hitch

ROOF ACCESSORIES

Including roof racks and crossbars, roof box and bike holders.

Available on all grades for all body types.



INDIVIDUAL ACCESSORIES



Universal tablet holder with docking station

Available on all grades for all body types.



Removable console storage can

Available on all grades for all body types.



European safety kit

Available on all grades for all body types.



Door handle protection film

Protect your door handle paint against scratches caused by rings or other jewellery worn by you and your passengers.

Available on all grades for all body types.

SPECIFICATIONS – HATCHBACK

Hybrid

1.8 Petrol Hybrid (122 hp) Automatic

Hybrid

2.0 Petrol Hybrid (184 hp) Automatic

ENVIRONMENTAL PERFORMANCE

Fuel economy – combined (mpg) WLTP	55.3–62.7	50.45–57.65
Fuel grade – recommended	95 or more (octane)	95 or more (octane)
Fuel tank capacity (l)	43	43
Combined CO ₂ (g/km) WLTP	101–115	111–127
Euro class	Euro 6 AP	Euro 6 AP
Carbon monoxide, CO (mg/km)	104.8	188.20
Hydrocarbons, THC (mg/km)	12.4	22.30
Hydrocarbons, NMHC (mg/km)	9.3	19.20
Nitrogen Oxides, NO _x (mg/km)	3.0	4.0
Sound level drive by (dB(A))	67	67

Quoted mpg and CO₂: Figures are provided for comparability purposes; only compare fuel consumption and CO₂ figures with other cars tested to the same technical procedures. These figures may not reflect real-life driving results.

All vehicles are certified according to the World Harmonised Light Vehicle Test Procedure (WLTP). CO₂ figures (and hence car tax and recommended 'on the road' prices) may differ from information printed before 1 April 2020, due to a change in the official method of calculation. This date may change, please visit www.vehicle-certification-agency.gov.uk/fcb/wltp.asp for the latest information.

Please contact your local Toyota Centre for further information.

Hybrid

1.8 Petrol Hybrid (122 hp) Automatic

Hybrid

2.0 Petrol Hybrid (184 hp) Automatic

ENGINE

Engine code	2ZR-FXE	M20A-FXS
Number of cylinders	4 cylinders, in line	4 cylinders, in line
Valve mechanism	DOHC 16-valve with VVT-i	DOHC 16-valve with VVT-i
Fuel injection system	D-4D Direct fuel injection	SFI Electronic fuel injection
Displacement (cc)	1798	1987
Bore x stroke (mm x mm)	80.5 x 88.3	80.5 x 97.62
Compression ratio	13.0:1	14.0:1
Maximum output (kW@rpm)	90/5200	135/5200

Hybrid

1.8 Petrol Hybrid (122 hp)
Automatic

Hybrid

2.0 Petrol Hybrid (184 hp)
Automatic

ENGINE

Maximum output (DIN hp)	122	184
Maximum torque (Nm@rpm)	142/3600	190/4400
Total hybrid system output (kW)	90	135
Total hybrid system output (DIN hp)	122	184

Hybrid

1.8 Petrol Hybrid (122 hp)
Automatic

Hybrid

2.0 Petrol Hybrid (184 hp)
Automatic

ELECTRIC FRONT MOTOR

Hybrid

1.8 Petrol Hybrid (122 hp)
Automatic

Hybrid

2.0 Petrol Hybrid (184 hp)
Automatic

HYBRID VEHICLE BATTERY

Type	Permanent magnet synchronous motor		Type	Lithium-ion	Nickel-metal hydride
Maximum output (kW)	53	80	Number of modules	56	180
Maximum torque (Nm)	163	202	Capacity Ah (hr)	3.6	6.5

Hybrid

1.8 Petrol Hybrid (122 hp)
Automatic

Hybrid

2.0 Petrol Hybrid (184 hp)
Automatic

TRANSMISSION

Transmission type	Automatic	Automatic
-------------------	-----------	-----------

PERFORMANCE

Maximum speed (mph)	112	112
Acceleration 0–62 (mph) (sec)	10.9	7.9
Drag coefficient	0.32	0.32

WEIGHTS & TOWING CAPACITY

Gross vehicle weight – total (kg)	1820	1910
Kerb weight (kg)	1295–1400	1340–1510
Towing capacity with brakes (kg)	750	750
Towing capacity without brakes (kg)	450	450

SPECIFICATIONS – HATCHBACK

Hybrid

**1.8 Petrol Hybrid (122 hp)
Automatic**

Hybrid

**2.0 Petrol Hybrid (184 hp)
Automatic**

SUSPENSION

Front	MacPherson strut	MacPherson strut
Rear	Double wishbone	Double wishbone

BRAKES

Front	Ventilated disc	Ventilated disc
Rear	Solid disc	Solid disc

INTERIOR DIMENSIONS & LOAD VOLUME

5-Door

Number of seats	5
5-seat mode (laden to parcel shelf) (l)	313/361
2-seat mode (laden to roof) (l)	1004/1052
Interior length (mm)	1795
Interior width (mm)	1510
Interior height (mm)	1155
Boot, max width (mm)	1395

STEERING

5-Door

Turning radius tyre (m)	5.1–5.3
Turning radius body (m)	5.5–5.7

EXTERIOR DIMENSIONS

5-Door

Exterior length (mm)	4370
Exterior width (mm)	1790
Exterior height (mm)	1435
Front tread (mm)	1530
Rear tread (mm)	1530
Overhang front (mm)	935
Overhang rear (mm)	795
Wheelbase (mm)	2640

OFF ROAD

5-Door

Min. running ground clearance (mm)	135
------------------------------------	-----

ALLOY WHEELS

	Icon	Icon Tech	Design	GR SPORT	Excel
16" alloy wheels	●	●	–	–	–
17" machined-face alloy wheels	–	–	●	–	–
18" machined-face alloy wheels	–	–	–	●	●
Tyre repair kit	●	●	●	●	●
Spare wheel	○	○	●*	○	–

● = Standard ○ = Optional – = Not available

* Design 2.0 with optional Panoramic roof has spare wheel as standard.



1530 mm

1790 mm



795 mm

2640 mm

935 mm

4370 mm



1435 mm



1530 mm

1790 mm

EQUIPMENT – HATCHBACK

EXTERIOR STYLING	Icon	Icon Tech	Design	GR SPORT	Excel
Piano black surround on lower front grille with dark chrome mesh effect	–	–	–	●	–
Black metallic surround on lower front grille	●	●	●	–	–
Satin chrome surround on lower front grille	–	–	–	–	●
Rear bumper with chrome plated inserts	●*	●*	●*	–	●*
Rear bumper with satin chrome plated insert	–	–	–	●	–
Body-coloured rear spoiler	●	●	●	●	●
Body-coloured door mirrors	●	●	●	●	●
Black door mirrors	–	–	–	○ ^S	○ ^S
Black window frames	●	●	●	○ ^S	○ ^S
Chrome window frames	–	–	●	●	●
Privacy glass on rear window	–	–	●	●	●

EXTERIOR COMFORT	Icon	Icon Tech	Design	GR SPORT	Excel
Follow-me-home headlights	●	●	●	●	●
Automatic headlights	●	●	●	●	●
Automatic wipers	–	–	●	●	●
Power-adjustable, heated door mirrors	●	●	●	●	●
Auto-folding door mirrors	–	–	●	●	●
Smart Entry	–	–	–	–	●

INTERIOR STYLING	Icon	Icon Tech	Design	GR SPORT	Excel
Soft-touch texture on upper dashboard	●	●	●	●	●
Stitching on upper dashboard	–	–	–	–	●
Satin chrome trims on dashboard	●	●	●	●	●
Light blue ambient lighting on front doors, open tray and front cup holders	–	–	●	–	●
3-spoke leather steering wheel	●	●	●	●	●
Leather gear shift with satin chrome on gear shift console	●	●	●	●	●

INTERIOR STYLING	Icon	Icon Tech	Design	GR SPORT	Excel
Fabric armrests	●	●	–	●	–
Leather style armrests	–	–	●	–	●
Satin chrome interior door handles	●	●	●	●	●
Rear armrest with cup holders (2)	●	●	●	●	●
Power window switches with satin chrome inserts	●	●	●	●	●

INTERIOR COMFORT	Icon	Icon Tech	Design	GR SPORT	Excel
Push-button start	●	●	●	●	●
Electronic parking brake	●	●	●	●	●
Manual telescopic & tilting steering wheel	●	●	●	●	●
Electric Power Steering (EPS)	●	●	●	●	●
Paddle shifts	●*	●*	●*	●*	●*
Manual day/night rear-view mirror	●	●	–	–	–
Auto-dimming rear-view mirror	–	–	●	●	●
Dual-zone automatic air conditioning with ECO mode switch	●	●	●	●	●
Pollen air filter	●	●	●	●	●
Sliding armrest on centre console box	●	●	●	●	●
Heated driver & front passenger seats	●	●	●	●	●
Black fabric with synthetic leather	–	–	●	–	–
Black fabric with partial leather sports seats	–	–	–	●	–
Black leather sport seats with red accents	–	–	–	–	●
Manually height-adjustable driver and front passenger seats	●	●	●	●	●
Power-adjustable lumbar support on driver seat	●	●	●	●	●
60:40 split folding rear seats	●	●	●	●	●
Auto up & down function with anti-jam on all power windows	●	●	●	●	●
UV-filter on all windows	●	●	●	●	●

* Standard on 2.0. § Available with optional Bi-tone roof.

● = Standard ○ = Optional – = Not available

EQUIPMENT – HATCHBACK

INTERIOR COMFORT	Icon	Icon Tech	Design	GR SPORT	Excel
Rear windscreen wiper	●	●	●	●	●
Time-adjustable intermittent front wiper	●	●	●	●	●
Rear window defogger	●	●	●	●	●
Light & mirror on driver and passenger sun visor	●	●	●	●	●
Driver & front passenger personal lights	●	●	●	●	●
Centre room light	●	●	●	●	●
Boot light	●	●	●	●	●
Illuminated entry system	●	●	●	●	●
7" colour multi-information display	●	●	●	●	●
Front 12V power outlet	●	●	●	●	●
Audio, multimedia & telephone switches on steering wheel	●	●	●	●	●
Voice recognition switch on steering wheel	●	●	●	●	●
Dynamic Radar Cruise Control (with RSA) switches on steering wheel	●	●	●	●	●
Lane Departure Alert (LDA) switch on steering wheel	●	●	●	●	●
Adjustable Speed Limiter (ASL) switch on steering wheel	●	●	●	●	●
Front and rear overhead assist grips	●	●	●	●	●

STORAGE	Icon	Icon Tech	Design	GR SPORT	Excel
Slow-opening glovebox with light	●	●	●	●	●
Front door pockets	●	●	●	●	●
Front & rear cup and bottle holders	●	●	●	●	●
Rear passenger coat hooks (2)	●	●	●	●	●
Passenger-only seatback pocket	●	●	●	–	–
Driver & passenger seatback pockets	–	–	–	●	●
Parcel shelf	●	●	●	●	●
Shopping bag hooks in luggage compartment	●	●	●	●	●

MULTIMEDIA	Icon	Icon Tech	Design	GR SPORT	Excel
Toyota Touch® 2 multimedia system with 8" display	●	●	●	●	●
Toyota Touch® 2 with Go navigation	–	●	●	●	●
Smartphone integration including Apple CarPlay and Android Auto™	●	●	●	●	●
USB connectors	●	●	●	●	●
USB charging port in centre storage box	–	–	–	–	●
Bluetooth® connectivity	●	●	●	●	●
Digital Audio Broadcasting (DAB)	●	●	●	●	●
6 speakers	●	●	●	●	●
MyT Connected Services	●	●	●	●	●

SAFETY	Icon	Icon Tech	Design	GR SPORT	Excel
Toyota Safety Sense 2 inc: Automatic High Beam, Dynamic Radar Cruise Control with (RSA), Pre-Collision System with Pedestrian and Cyclist Detection, Lane Departure Alert with Steering Control & Driver Assist Alert, Lane Trace Assist*, Road Sign Assist	●	●	●	●	●
eCall emergency call system	●	●	●	●	●
Adjustable Speed Limiter (ASL) with memory	●	●	●	●	●
Emergency Brake-light Signal (EBS)	●	●	●	●	●
Anti-lock Braking System (ABS) with Electronic Brake force Distribution (EBD)	●	●	●	●	●
Vehicle Stability Control (VSC)	●	●	●	●	●
Hill-start Assist Control (HAC) & Downhill Assist Control (DAC)	●	●	●	●	●
Tyre Pressure Warning System (TPWS)	●	●	●	●	●
LED High-mounted stop light	●	●	●	●	●
LED Rear combination lights	●	●	●	●	●
LED Multi-reflector headlights with manual headlight levelling	●	●	●	●	–
LED Dual-beam projector headlights with manual headlight levelling	–	–	–	–	●

● = Standard ○ = Optional – = Not available

EQUIPMENT – HATCHBACK

SAFETY	Icon	Icon Tech	Design	GR SPORT	Excel
LED Daytime running lights	●	●	●	●	●
LED Front fog lights	●	●	●	●	●
Turning signal integrated in door mirrors	●	●	●	●	●
Front and rear parking sensors with Simple Intelligent Parking Assist (SIPA)	–	●	●	●	●
Reversing camera	●	●	●	●	●
Alarm with immobiliser	●	●	●	●	●
Supplemental Restraint System (SRS) – 7 airbags	●	●	●	●	●
Front passenger airbag on/off switch	●	●	●	●	●
Front and rear seat belt reminder	●	●	●	●	●
Adjustable driver and front passenger seat belt extender to top anchor point	●	●	●	●	●
Pre-tensioners and force limiters	●	●	●	●	●
ISOFIX fitting points on rear outer seats	●	●	●	●	●
3 adjustable rear headrests	●	●	●	●	●

PACKS	Icon	Icon Tech	Design	GR SPORT	Excel
Toyota Skyview® Panoramic roof with power opening	–	–	○	–	○*
JBL® Premium Sound System with 8 Speakers including an 8-channel, 800-watt amplifier, 2x tweeters, 2x wide-dispersion speakers, 2x full range speakers and 2x subwoofers	–	–	–	–	○ [§]
Toyota Touch® 2 with Go navigation	○	●	●	●	●
Essential Protection Pack: Boot liner, mudflaps and rear bumper plate (plastic)	○	○	○	○ [¶]	○
Essential Protection Pack: Boot liner, rubber floormats and rear bumper plate (plastic)	–	–	–	○	–
Protection+ Pack: Boot liner, mudflaps, rear bumper plate (plastic), rubber floormats and scuff plates	○	○	○	–	○
Rear Parking Pack: Rear parking sensors only	○	–	–	–	–
Parking Pack: Front and rear parking sensors	○	●	●	●	●

* Not available with Bi-tone paint option.

§ Optional on 2.0.

¶ Mudflaps not included for hatchback.

Protection Packs not available for GR Sport Touring Sport.

● = Standard

○ = Optional

– = Not available

SPECIFICATIONS – SALOON

Hybrid

ENVIRONMENTAL PERFORMANCE

1.8 Petrol Hybrid (122 hp) Automatic

Fuel economy – combined (mpg) WLTP	55.3–62.7
Fuel grade – recommended	95 or more (octane)
Fuel tank capacity (l)	43
Combined CO ₂ (g/km) WLTP	102–116
Euro class	Euro 6 AP
Carbon monoxide, CO (mg/km)	125
Hydrocarbons, THC (mg/km)	16.3
Hydrocarbons, NMHC (mg/km)	14.0
Nitrogen Oxides, NOx (mg/km)	2.3
Sound level drive by (dB(A))	68

Quoted mpg and CO₂: Figures are provided for comparability purposes; only compare fuel consumption and CO₂ figures with other cars tested to the same technical procedures. These figures may not reflect real-life driving results.

All vehicles are certified according to the World Harmonised Light Vehicle Test Procedure (WLTP). CO₂ figures (and hence car tax and recommended 'on the road' prices) may differ from information printed before 1 April 2020, due to a change in the official method of calculation. This date may change, please visit www.vehicle-certification-agency.gov.uk/fcb/wltp.asp for the latest information.

Please contact your local Toyota Centre for further information.

Hybrid

ENGINE

1.8 Petrol Hybrid (122 hp) Automatic

Engine code	2ZR-FXE
Number of cylinders	4 in line
Valve mechanism	DOHC 16-valve with VVT-i
Fuel injection system	D-4D Direct fuel injection
Displacement (cc)	1798
Bore x stroke (mm x mm)	80.5 x 88.3
Compression ratio	13.0:1
Maximum output (kW@rpm)	90

ENGINE

Hybrid

1.8 Petrol Hybrid (122 hp) Automatic

Maximum output (DIN hp)	122
Maximum torque (Nm@rpm)	142/~3600
Total hybrid system output (kW)	90
Total hybrid system output (DIN hp)	122

ELECTRIC FRONT MOTOR

Hybrid

1.8 Petrol Hybrid (122 hp) Automatic

Hybrid

1.8 Petrol Hybrid (122 hp) Automatic

HYBRID VEHICLE BATTERY

Type	Permanent magnet synchronous motor	Type	Lithium-ion
Maximum output (kW)	53	Number of modules	168
Maximum torque (Nm)	163	Capacity Ah (hr)	6.5

TRANSMISSION

Hybrid

1.8 Petrol Hybrid (122 hp) Automatic

Transmission type	Automatic
-------------------	-----------

PERFORMANCE

Maximum speed (mph)	112
Acceleration 0–62 (mph) (sec)	11.0
Drag coefficient	0.282

WEIGHTS & TOWING CAPACITY

Gross vehicle weight – total (kg)	1835
Kerb weight (kg)	1310–1405
Towing capacity with brakes (kg)	750
Towing capacity without brakes (kg)	450

SPECIFICATIONS – SALOON

Hybrid

1.8 Petrol Hybrid (122 hp) Automatic

SUSPENSION

Front	MacPherson strut
Rear	Double wishbone

BRAKES

Front	Ventilated disc, 1-cylinder
Rear	Solid disc, 1-cylinder

INTERIOR DIMENSIONS & LOAD VOLUME

4-Door Saloon

Number of seats	5
Luggage capacity with rear seats up (l)	471
Interior width (mm)	1510
Interior height (mm)	1155
Boot capacity, max width (mm)	1360

STEERING

4-Door Saloon

Turning radius tyre (m)	5.2*/5.4 ^s
Turning radius body (m)	5.6*/5.8 ^s

EXTERIOR DIMENSIONS

4-Door Saloon

Exterior length (mm)	4630
Exterior width (mm)	1780
Exterior height (mm)	1435
Front tread (mm)	1530*/1531 ^s
Rear tread (mm)	1539*/1544 ^s
Overhang front (mm)	935
Overhang rear (mm)	995
Wheelbase (mm)	2700

OFF ROAD

4 Door Saloon

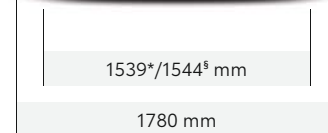
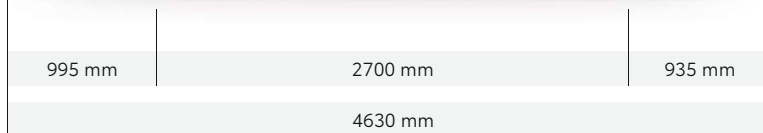
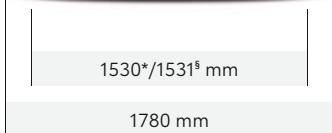
Min. running ground clearance (mm)	130
------------------------------------	-----

ALLOY WHEELS

	Icon	Icon Tech	Design
16" alloy wheels	●	●	–
17" machined-face alloy wheels	–	–	●
Space-saver spare wheel	●	●	●

● = Standard ○ = Optional – = Not available

* 16" wheels. § 17" wheels.



EQUIPMENT – SALOON

EXTERIOR STYLING	Icon	Icon Tech	Design
Chrome insert on upper front grille	●	●	●
Piano black surround on front fog lights	●	●	●
Silver insert on front bumper	●	●	●
Chrome insert on boot lid	●	●	●
Body-coloured door mirrors	●	●	●
Chrome window frames	●	●	●
Privacy glass on rear windows	–	–	●
Body-coloured shark-fin antenna	●	●	●

EXTERIOR COMFORT	Icon	Icon Tech	Design
Follow-me-home headlights	●	●	●
Automatic headlights	●	●	●
Automatic wipers	–	–	●
Boot lid release with push button	●	●	●
Remote boot lid release in cabin	●	●	●
Power-adjustable, heated door mirrors	●	●	●
Auto-folding door mirrors	–	–	●

INTERIOR STYLING	Icon	Icon Tech	Design
Soft-touch texture on dashboard	●	●	●
3-spoke leather steering wheel	●	●	●
Leather gear shift with satin chrome on gear shift console	●	●	●
Fabric armrests	●	●	●
Satin chrome interior door handles	●	●	●

INTERIOR COMFORT	Icon	Icon Tech	Design
Push-button start	●	●	●
Electronic parking brake	●	●	●
Manual-tilting and telescopic steering wheel	●	●	●
Digital speedometer	●	●	●
Electric Power Steering (EPS)	●	●	●
Manual day/night rear-view mirror	●	●	–
Auto-dimming rear-view mirror	–	–	●
Reversing camera	●	●	●
Dual-zone automatic air conditioning	●	●	●
Pollen air filter	●	●	●
Rear passenger air vents	●	●	●

● = Standard ○ = Optional – = Not available

EQUIPMENT – SALOON

INTERIOR COMFORT	Icon	Icon Tech	Design
Sliding armrest on centre console box	●	●	●
Power-adjustable lumbar support on driver seat	●	●	●
Heated driver & front passenger seats	●	●	●
Heated rear outer seats	●	●	●
60:40 split-folding rear seats	●	●	●
Front and rear power windows with anti-jam protection	●	●	●
Rear window defogger	●	●	●
Boot light	●	●	●
Illuminated entry system	●	●	●
Light & mirror on driver and front passenger sun visor	–	–	●
Front 12V power outlet	●	●	●
7" coloured multi information display	●	●	●
Audio, multimedia & telephone switches on steering wheel	●	●	●
Dynamic Radar Cruise Control (with RSA) switches on steering wheel	●	●	●
Lane Departure Alert (LDA) switch on steering wheel	●	●	●
Adjustable Speed Limiter (ASL) switch on steering wheel	●	●	●
Front & rear overhead assist grips	●	●	●
UV-filter on windows	●	●	●

STORAGE	Icon	Icon Tech	Design
Single compartment glovebox with light	●	●	●
Front & rear door pockets	●	●	●
Front & rear cup and bottle holders	●	●	●
Rear passenger coat hooks (2)	●	●	●

MULTIMEDIA	Icon	Icon Tech	Design
Toyota Touch® 2 multimedia system with 8" display	●	●	●
Toyota Touch® 2 with Go navigation	–	●	●
Smartphone integration including Apple CarPlay and Android Auto™	●	●	●
USB connectors with charging port in centre storage box	●	●	●
Bluetooth® connectivity	●	●	●
Digital Audio Broadcasting (DAB)	●	●	●
6 speakers	●	●	●
MyT Connected Services	●	●	●

● = Standard ○ = Optional – = Not available

EQUIPMENT – SALOON

SAFETY	Icon	Icon Tech	Design
Toyota Safety Sense 2 inc: Automatic High Beam, Dynamic Radar Cruise Control with (RSA), Pre-Collision System with Pedestrian and Cyclist Detection, Lane Departure Alert with Steering Control & Driver Assist Alert, Lane Trace Assist, Road Sign Assist	●	●	●
eCall emergency call system	●	●	●
Adjustable Speed Limiter (ASL) with memory	●	●	●
Emergency Brake-light Signal (EBS)	●	●	●
Anti-lock Braking System (ABS) with Electronic Brake force Distribution (EBD)	●	●	●
Vehicle Stability Control (VSC)	●	●	●
Hill-start Assist Control (HAC)	●	●	●
LED High-mounted stop light	●	●	●
LED Rear combination lights	●	●	●
Halogen projector headlights	●	●	●
LED Daytime running lights	●	●	●
LED Front fog lights	●	●	●
Turning signal (bulb type)	●	●	●
Turning signal integrated in door mirrors	●	●	●
Front & rear parking sensors	–	●	●

SAFETY	Icon	Icon Tech	Design
Reversing camera	●	●	●
Alarm with immobiliser	●	●	●
Tyre Pressure Warning System (TPWS)	●	●	●
Supplemental Restraint System (SRS) – 7 airbags	●	●	●
Front passenger airbag on/off switch	●	●	●
Front & rear seat belt reminders	●	●	●
Adjustable driver and front passenger seat belt extender to top anchor point	●	●	●
Pre-tensioners and force limiters	●	●	●
ISOFIX fitting points on rear outer seat	●	●	●
Rear headrests (3)	●	●	●
Outer adjustable rear headrests	●	●	●
PACKS	Icon	Icon Tech	Design
Saloon Protection+ Pack: Scuff plates, rear bumper plate, boot liner + rubber floormats	○	○	○
Rear Parking Pack: Rear parking sensors only	○	–	–

● = Standard ○ = Optional – = Not available

SPECIFICATIONS – TOURING SPORTS

Hybrid

**1.8 Petrol Hybrid (122 hp)
Automatic**

Hybrid

**2.0 Petrol Hybrid (184 hp)
Automatic**

ENVIRONMENTAL PERFORMANCE

Fuel economy – combined (mpg) WLTP	55.3–62.7	50.4–56.4
Fuel grade – recommended	95 or more (octane)	95 or more (octane)
Fuel tank capacity (l)	43	43
Combined CO ₂ (g/km) WLTP	103–115	112–127
Euro class	Euro 6 AP	Euro 6 AP
Carbon monoxide, CO (mg/km)	104.8	188.2
Hydrocarbons, THC (mg/km)	12.4	22.3
Hydrocarbons, NMHC (mg/km)	9.3	19.2
Nitrogen Oxides, NO _x (mg/km)	3.0	4.0
Sound level drive by (dB(A))	67	67

Quoted mpg and CO₂: Figures are provided for comparability purposes; only compare fuel consumption and CO₂ figures with other cars tested to the same technical procedures. These figures may not reflect real-life driving results.

All vehicles are certified according to the World Harmonised Light Vehicle Test Procedure (WLTP). CO₂ figures (and hence car tax and recommended 'on the road' prices) may differ from information printed before 1 April 2020, due to a change in the official method of calculation. This date may change, please visit www.vehicle-certification-agency.gov.uk/fcb/wltp.asp for the latest information.

Please contact your local Toyota Centre for further information.

Hybrid

**1.8 Petrol Hybrid (122 hp)
Automatic**

Hybrid

**2.0 Petrol Hybrid (184 hp)
Automatic**

ENGINE

Engine code	2ZR-FXE	M20A-FXS
Number of cylinders	4 cylinders, in line	4 cylinders, in line
Valve mechanism	DOHC 16-valve with VVT-i	DOHC 16-valve with VVT-i
Fuel injection system	D-4D Direct fuel injection	SFI Electronic fuel injection
Displacement (cc)	1798	1987
Bore x stroke (mm x mm)	80.5 x 88.3	80.5 x 97.62
Compression ratio	13.0:1	14.0:1
Maximum output (kW@rpm)	90/5200	135/5200

Hybrid
**1.8 Petrol Hybrid (122 hp)
Automatic**
Hybrid
**2.0 Petrol Hybrid (184 hp)
Automatic**
ENGINE

Maximum output (DIN hp)	122	184
Maximum torque (Nm@rpm)	142/3600	190/4400
Total hybrid system output (kW)	90/5200	132/5200
Total hybrid system output (DIN hp)	122	180

Hybrid
**1.8 Petrol Hybrid (122 hp)
Automatic**
Hybrid
**2.0 Petrol Hybrid (184 hp)
Automatic**
ELECTRIC FRONT MOTOR
Hybrid
**1.8 Petrol Hybrid (122 hp)
Automatic**
Hybrid
**2.0 Petrol Hybrid (184 hp)
Automatic**
HYBRID VEHICLE BATTERY

Type	Permanent magnet synchronous motor		Type	Lithium-ion	Nickel-metal hydride
Maximum output (kW)	53	80	Number of modules	56	180
Maximum torque (Nm)	163	202	Capacity Ah (hr)	3.6	6.5

Hybrid
**1.8 Petrol Hybrid (122 hp)
Automatic**
Hybrid
**2.0 Petrol Hybrid (184 hp)
Automatic**
TRANSMISSION

Transmission type	Automatic	Automatic
-------------------	-----------	-----------

PERFORMANCE

Maximum speed (mph)	112	112
Acceleration 0–62 (mph) (sec)	11.1	8.1
Drag coefficient	0.31	0.31–0.33

WEIGHTS & TOWING CAPACITY

Gross vehicle weight – total (kg)	1835	1955
Kerb weight (kg)	1300–1430	1370–1560
Towing capacity with brakes (kg)	750	750
Towing capacity without brakes (kg)	450	450

SPECIFICATIONS – TOURING SPORTS

Hybrid

**1.8 Petrol Hybrid (122 hp)
Automatic**

Hybrid

**2.0 Petrol Hybrid (184 hp)
Automatic**

SUSPENSION

Front	MacPherson strut	MacPherson strut
Rear	Double wishbone	Double wishbone

BRAKES

Front	Ventilated disc	Ventilated disc
Rear	Solid disc	Solid disc

INTERIOR DIMENSIONS & LOAD VOLUME

5-Door

Number of seats	5
5-seat mode (laden to parcel shelf) (l)	242/581
2-seat mode (laden to roof) (l)	1591/1606
Interior length (mm)	1855
Interior width (mm)	1510
Interior height (mm)	1155 /1175 TREK only
Boot capacity, max width (mm)	1430

STEERING

5-Door

Turning radius tyre (m)	5.2–5.4
Turning radius body (m)	5.5–5.7

EXTERIOR DIMENSIONS

5-Door

Exterior length (mm)	4650/4670 TREK only
Exterior width (mm)	1790/1805 TREK only
Exterior height (mm)	1435 /1455 TREK only
Front tread (mm)	1530
Rear tread (mm)	1530
Overhang front (mm)	935
Overhang rear (mm)	1015
Wheelbase (mm)	2700

OFF ROAD

5-Door



Min. running ground clearance (mm)	135/155 TREK only
------------------------------------	-------------------

ENGINE	Icon	Icon Tech	Design	GR SPORT	TREK	Excel
1.8 Petrol Hybrid (122 hp) Automatic	●	●	●	●	—	●
2.0 Petrol Hybrid (184 hp) Automatic	●	●	●	●	●	●

WHEELS	Icon	Icon Tech	Design	GR SPORT	TREK	Excel
16" alloy wheels	●	●	—	—	—	—
17" machined-face alloy wheels	—	—	●	●*	●	●*
18" machined-face alloy wheels	—	—	—	●	—	●
Space-saver spare wheel	●	●	○ [§]	—	—	—
Tyre repair kit	—	—	○ [§]	●	●	●

● = Standard ○ = Optional — = Not available

* 1.8 Touring Sport comes with 17" alloy wheels. § Design 1.8 is available with Tyre repair kit only.



EQUIPMENT – TOURING SPORTS

EXTERIOR STYLING	Icon	Icon Tech	Design	GR SPORT	TREK	Excel
Aluminium roof rails	●	●	●	–	●	●
Dark chrome aluminium roof rails	–	–	–	●	–	–
Piano black surround on lower front grille with dark chrome mesh effect	–	–	–	●	–	–
Black surround on lower front grille	●	●	●	–	●	–
Satin chrome surround on lower front grille	–	–	–	–	–	●
Body-coloured rear spoiler	●	●	●	●	●	●
Body-coloured door mirrors	●	●	●	●	●	●
Privacy glass on rear window	–	–	●	●	●	●

EXTERIOR COMFORT	Icon	Icon Tech	Design	GR SPORT	TREK	Excel
Follow-me-home headlights	●	●	●	●	●	●
Automatic headlights	●	●	●	●	●	●
Automatic wipers	–	–	●	●	●	●
Power-adjustable, heated door mirrors	●	●	●	●	●	●
Auto-folding door mirrors	–	–	●	●	●	●
Smart Entry	–	–	–	–	●	●
Power back door with kick sensor	–	–	–	–	●	●

INTERIOR STYLING	Icon	Icon Tech	Design	GR SPORT	TREK	Excel
Soft-touch texture on upper dashboard	●	●	●	●	●	●
Stitching on upper dashboard	–	–	–	●	–	●
Satin chrome trims on dashboard	●	●	●	●	●	●
Stitching on lower dashboard	●	●	●	●	●	●
Wood-effect air vent surrounds	–	–	–	–	●	–
Light blue ambient lighting on front & rear doors, open tray and front cup holders	–	–	●	–	–	●

INTERIOR STYLING	Icon	Icon Tech	Design	GR SPORT	TREK	Excel
3-spoke leather steering wheel	●	●	●	●	●	●
Satin chrome interior door handles	●	●	●	●	●	●
Leather gear shift with satin chrome on gear shift console	●	●	●	●	●	●
Fabric armrests	●	●	●	●	●	–
Leather-style armrests	–	–	●	–	–	●
Rear armrest with cup holders (2)	●	●	●	●	●	●
Chrome door scuff plates	–	–	–	–	–	●
GR SPORT scuff plates	–	–	–	●	–	–
TREK scuff plates	–	–	–	–	●	–
Power window switches with satin chrome inserts	●	●	●	●	●	●

INTERIOR COMFORT	Icon	Icon Tech	Design	GR SPORT	TREK	Excel
Push-button start	●	●	●	●	●	●
Electronic parking brake	●	●	●	●	●	●
Manual tilting and telescopic steering wheel	●	●	●	●	●	●
Electric Power Steering (EPS)	●	●	●	●	●	●
Paddle shifts	●*	●*	●*	●*	●*	●*
Manual day/night rear-view mirror	●	●	–	–	–	–
Auto-dimming rear view-mirror	–	–	●	●	●	●
Dual-zone automatic air conditioning with ECO mode switch	●	●	●	●	●	●
Pollen air filter	●	●	●	●	●	●
Rear passenger air vents	●	●	●	●	●	●
Sliding armrest on centre console box	●	●	●	●	●	●
UV-filter on all windows	●	●	●	●	●	●
Heated driver & front passenger seats	●	●	●	●	●	●
Manually height-adjustable driver and front passenger seats	●	●	●	●	●	●

* Standard on 2.0.

● = Standard ○ = Optional – = Not available

EQUIPMENT – TOURING SPORTS

INTERIOR COMFORT	Icon	Icon Tech	Design	GR SPORT	TREK	Excel
Power-adjustable lumbar support on driver seat	●	●	●	●	●	●
60:40 split folding rear seats	●	●	●	●	●	●
Remote-controlled Toyota Easy Flat system	●	●	●	●	●	●
Auto up & down with anti-jam function on all power windows	●	●	●	●	●	●
Noise reduction layer on windscreen	●	●	●	●	●	●
Rear window defogger	●	●	●	●	●	●
Time adjustable intermittent front wiper	●	●	●	●	●	●
Driver & front passenger personal lights	●	●	●	●	●	●
Rear passenger personal lights	●	●	●	●	●	●
Boot light	●	●	●	●	●	–
LED Boot light	–	–	–	–	–	●
7" colour multi-information display	●	●	●	●	●	●
Illuminated entry system	●	●	●	●	●	●
Light & mirror on driver and passenger sun visor	●	●	●	●	●	●
Front 12V and boot power outlets	●	●	●	●	●	●
Audio, multimedia & telephone switches on steering wheel	●	●	●	●	●	●
Voice recognition switch on steering wheel	●	●	●	●	●	●
Dynamic Radar Cruise Control (with RSA) switch on steering wheel	●	●	●	●	●	●
Lane Departure Alert (LDA) switch on steering wheel	●	●	●	●	●	●
Adjustable Speed Limiter (ASL) switch on steering wheel	●	●	●	●	●	●
Front and rear overhead assist grips	●	●	●	●	●	●

STORAGE	Icon	Icon Tech	Design	GR SPORT	TREK	Excel
Slow-opening glovebox with light	●	●	●	●	●	●
Front & rear door pockets	●	●	●	●	●	●
Front & rear cup and bottle holders	●	●	●	●	●	●
Rear passenger coat hooks (2)	●	●	●	●	●	●
Passenger-only seatback pocket	●	●	●	–	●	–
Driver & passenger seatback pockets	–	–	–	●	–	●
Retractable tonneau cover with luggage partition net	●	●	●	●	●	●
Underfloor storage for tonneau cover	●	●	●	●	●	●
Dual-level deckboard	●	●	●	●	●	●
Side storage in boot	●*	●*	●*	●*	●*	●*
Boot underfloor storage	●	●	●	●	●	●
Shopping bag hooks in luggage compartment	●	●	●	●	●	●
Luggage utility rail	–	–	–	●	–	●

MULTIMEDIA	Icon	Icon Tech	Design	GR SPORT	TREK	Excel
Toyota Touch® 2 multimedia system with 8" display	●	●	●	●	●	●
Toyota Touch® 2 with Go navigation	–	●	●	●	●	●
Smartphone integration including Apple CarPlay and Android Auto™	●	●	●	●	●	●
USB connectors with charging port in centre storage box	●	●	●	●	●	●
Bluetooth® connectivity	●	●	●	●	●	●
Digital Audio Broadcasting (DAB)	●	●	●	●	●	●
6 speakers	●	●	●	●	●	●
MyT Connected Services	●	●	●	●	●	●

* Not available on 2.0.

● = Standard ○ = Optional – = Not available

EQUIPMENT – TOURING SPORTS

SAFETY	Icon	Icon Tech	Design	GR Sport	TREK	Excel
Toyota Safety Sense 2 inc: Automatic High Beam, Dynamic Radar Cruise Control with (RSA), Pre-Collision System with Pedestrian and Cyclist Detection, Lane Departure Alert with Steering Control & Driver Assist Alert, Lane Trace Assist, Road Sign Assist	●	●	●	●	●	●
eCall emergency call system	●	●	●	●	●	●
Adjustable Speed Limiter (ASL) with memory	●	●	●	●	●	●
Emergency Brake-light Signal (EBS)	●	●	●	●	●	●
Anti-lock Braking System (ABS) with Electronic Brake force Distribution (EBD)	●	●	●	●	●	●
Vehicle Stability Control (VSC)	●	●	●	●	●	●
Hill-start Assist Control (HAC) & Downhill Assist Control (DAC)	●	●	●	●	●	●
Tyre Pressure Warning System (TPWS)	●	●	●	●	●	●
LED High-mounted stop light	●	●	●	●	●	●
LED Rear combination lights	●	●	●	●	●	●
LED Multi-reflector headlights with manual headlight levelling	●	●	●	●	●	–
LED Dual-beam projector headlights with manual headlight levelling	–	–	–	–	–	●
LED Daytime running lights	●	●	●	●	●	●
LED Front fog lights	–	–	●	●	●	●
Turning signal integrated in door mirrors	●	●	●	●	●	●
Front and rear parking sensors with Simple Intelligent Parking Assist (SIPA)	–	●	●	●	●	●
Reversing camera	●	●	●	●	●	●
Alarm with immobiliser	●	●	●	●	●	●

SAFETY	Icon	Icon Tech	Design	GR Sport	TREK	Excel
Supplemental Restraint System (SRS) – 7 airbags	●	●	●	●	●	●
Front passenger airbag on/off switch	●	●	●	●	●	●
Front & rear seat belt reminders	●	●	●	●	●	●
Adjustable driver and front passenger seat belt extender to top anchor point	●	●	●	●	●	●
Pre-tensioners and force limiters	●	●	●	●	●	●
ISOFIX fitting points on rear outer seats	●	●	●	●	●	●
3 adjustable rear headrests	●	●	●	●	●	●

PACKS	Icon	Icon Tech	Design	GR SPORT	TREK	Excel
Toyota Skyview® Panoramic roof	–	–	○*	–	–	○*
JBL® Premium Sound System with 8 Speakers including an 8-channel, 800-watt amplifier, 2x tweeters, 2x wide-dispersion speakers, 2x full range speakers and 2x subwoofers	–	–	–	–	–	○*
Essential Protection Pack: Boot liner, mudflaps and rear bumper plate (plastic)	○	○	○	–	–	○
Essential Protection Pack: Boot liner, rubber floor mats and rear bumper plate (plastic)	–	–	–	○	○	–
Protection Pack: Boot liner, mudflaps, rear bumper plate (plastic), rubber floor mats and scuff plates	○	○	○	–	–	○
Rear Parking Pack: Rear parking sensors only	○	–	–	–	–	–
Parking Pack: Front and rear parking sensors	○	●	●	●	●	●

* Optional on Touring Sports 2.0 only.

● = Standard ○ = Optional – = Not available

INSPIRING THE WORLD TO MOVE

Over 85 years of innovation have brought us our greatest mission yet: giving the freedom of movement to humankind. That's why Toyota is the Worldwide Official Mobility Partner of the International Olympic Committee and the International Paralympic Committee and proud partner of Team GB and Paralympics GB.

We are committed to making movement better for everyone, whether that be across a country, a city or across a room, because when you are free to move, anything is possible.


**START YOUR
IMPOSSIBLE**



Worldwide
Olympic Partner



Worldwide
Paralympic Partner





OWNING YOUR NEW COROLLA

Servicing your Toyota

Toyota Service Pricing means you will be sure to know the cost of your service up front. Expertly trained technicians using only genuine Toyota parts will carry out your service at one of over 200 Authorised Toyota Service Centres. The technicians will advise you on the correct service for your vehicle based on the vehicle's age, mileage and service history.

For more information visit toyota.co.uk/owners/servicing-and-aftercare/service-mot-maintenance

Service Plans

Inflation-proof pricing with a monthly or one-off payment plan means one less thing to worry about. With Toyota Service Plans the price you're quoted is guaranteed for the duration of your plan. The service, parts and labour are all paid for either in monthly instalments or as a one-off payment at the beginning of your plan.

For more information visit toyota.co.uk/owners/servicing-and-aftercare/service-mot-maintenance

Toyota Price repairs

We offer transparent prices on a number of repair items for your Toyota giving you peace of mind when it comes to managing costs. Also don't forget we only use genuine Toyota parts, all of which come with at least 12 months' warranty (some even offer unlimited mileage warranties); and your vehicle will always be dealt with by a trained Toyota technician.

For more information visit toyota.co.uk/owners/servicing-and-aftercare/service-mot-maintenance

MyT

Whether you're a long-term owner or have recently taken delivery of a new Toyota, there are lots of reasons to join **MyT**. Packed with time-saving and convenient features, **MyT** ensures everything you need to manage your vehicle ownership is in one place. You'll also gain access to **My Rewards** where you can enjoy great offers and discounts from big brands on everything from family days out to pampering as well as everyday deals.

For more information visit toyota.co.uk/mytoyota or download the **MyT** app now available on iTunes and Android.

Toyota Accessories

Toyota accessories are designed and manufactured with the same care, quality and attention to detail as Toyota vehicles. Tailor-made for your Toyota, they fit perfectly and add a personal touch of style, comfort and practicality. Also, because they've been tested under the most severe conditions, you can have complete confidence in their reliability and durability.

For more information visit toyota.co.uk/owners/parts-accessories/parts

Toyota Roadside Assistance

When you buy a Toyota you will automatically receive 12 months' AA Roadside Assistance in the UK and Europe, free of charge. After the first year the cost of Toyota Roadside Assistance is £7 per month if paid by monthly Direct Debit, £72 per annum if paid by annual Direct Debit, and £76 per annum when paid by all other payment methods.*

For full terms and conditions please visit toyota.co.uk/owners/roadside-assistance



Toyota Relax**Up to 10 Years (100,000 mile) Toyota warranty**

Every new Toyota is eligible to be covered by up to 10 years' manufacturer warranty through Toyota Relax. This is provided through an initial 3 years manufacturer warranty that can be extended with regular servicing at a Toyota dealer. 12 months warranty is included with every Toyota Service, up to 100,000 miles or 10 years, whichever comes first, giving you a chance to relax in the knowledge that you and your vehicle are in safe hands. Terms and conditions apply.

For full details, please ask your official Toyota Centre or visit toyota.co.uk/relax

Corrosion Cover

The 12-year unlimited mileage cover protects against rust perforation affecting sheet metal body panels as a result of a manufacturing fault. This warranty can also be transferred to any future owner throughout the 12-year period.

Rust and Paint Cover

The 3-year unlimited mileage cover protects against defects and surface rust as a result of a manufacturing fault.

Toyota Business Centre

Our Toyota Business Centre network promise you same-day access to a business manager or dedicated sales executive. With business offers and interactive wholelife cost modelling tools which consider emissions, fuel economy, servicing, insurance and residual value data, our advisers can accurately compare tax costs against any competitor. Whenever servicing is due, we can offer fixed-price servicing, free local vehicle collection and delivery (with wash and vac).

Special offers, fixed-price fleet servicing, specialist fleet insurance, business daily hire, Toyota Fleet Financial Services, extended test drives and a dedicated Business Centre Network are just some of the services business customers can expect from Toyota.

For more information visit toyota.co.uk/business-customers

Toyota Motor Insurance

Toyota Motor Insurance is available for Toyota owners at competitive premiums. To obtain details of the benefits included and to arrange a quotation, please contact your local Toyota Centre or call 0800 350 500.

Flexible Finance from Toyota Financial Services

All our plans offer easy budgeting and peace of mind, and **AccessToyota** brings these benefits together in one flexible package.

Toyota Financial Services, Great Burgh, Burgh Heath, Epsom, Surrey, KT18 5UZ.

Finance subject to status to over 18s only. Indemnities may be required. Terms and conditions apply.

TFS is authorised and regulated by the Financial Conduct Authority.



Toyota
Financial Services

* Prices correct at time of going to print.





THE COROLLA HYBRID FAMILY

THE CHOICE IS YOURS

An exciting journey lies ahead. Alongside the dynamic Corolla Hatchback and practical Touring Sports is the Corolla Saloon, one of the most loved cars of all time. Introduced for the first time as a Hybrid, the Saloon rounds up a perfect trio of Corollas, providing choices ideal for every kind of driver. So whichever body type you choose, you'll benefit from Corolla's illustrious reputation, as well as Toyota's self-charging Hybrid.



TOYOTA COROLLA

A NEW ERA FOR HYBRID

www.toyota.co.uk

While every effort is made to reproduce accurate information, we reserve the right to change specifications, equipment and availability without prior notice. This brochure cannot be regarded as infallible (some of the vehicles shown may not be to exact UK specification), and as such does not constitute an offer for sale of any particular vehicle or specification. For the latest specification and availability, we ask that you contact your local Toyota Centre. Vehicle body colours may differ slightly from the printed images in this brochure.

Quoted mpg and CO₂: Figures are provided for comparability purposes; only compare fuel consumption and CO₂ figures with other cars tested to the same technical procedures. These figures may not reflect real-life driving results. Fuel consumption and CO₂ produced varies significantly depending on a number of factors, including the accessories fitted (post-registration), driving style, conditions, speed and vehicle load.

All models and grades are certified according to the World Harmonised Light Vehicle Test Procedure (WLTP). All mpg and CO₂ figures quoted are full WLTP figures.

The official CO₂ figures for vehicles changed as from 6 April 2020, due to a change in the official method of calculation. CO₂ figures are used in the calculation of Vehicle Excise Duty (car tax) for new cars during their first year of registration. As a result, all CO₂ figures, car tax and 'on the road' prices for new vehicles, which were provided or displayed prior to 6 April 2020, may now have changed for vehicles which were not registered before that date. These dates may change; please visit www.vehicle-certification-agency.gov.uk/fcb/wltp.asp for the latest information.

Please contact your local Toyota Centre for further information.

The use of the term 'Toyota Accessories' should not be taken to imply that the products on the accessory pages are actually manufactured by the Toyota Motor Corporation or Toyota (GB) PLC. Toyota (GB) PLC is continually updating and changing specifications of accessories and reserves the right to do so at any time without prior notice.

© 2021 by Toyota Motor Europe NV/SA ('TME'). No part of this publication may in any way be reproduced without the prior written approval of Toyota (GB) PLC.



Toyota UK



@ToyotaUK

GBNGV-1020B-CL November 2021