




PROACE VERSO

TOYOTA BETTER HYBRID HAPPY TRUST TOGETHER YOU

Every day we look ahead, move forward, evolve. Our passion is always to delight – with a vehicle that exceeds expectations, thrills, excites, reassures and delivers better for today's way of life. Take us for granted.







CONTENTS

6 COMFORT
8 VERSATILITY
10 FEATURES

12 ENGINES
14 SAFETY
16 GRADES

22 COLOURS, WHEELS, TRIMS
24 SPECIFICATIONS
28 EQUIPMENT

34 START YOUR IMPOSSIBLE
36 OWNING YOUR PROACE VERSO

A SMOOTH DRIVE EQUIPPED FOR AN EASY LIFE

The Proace Verso continues our history of versatile people carriers, by offering spacious travel and practical solutions for the most active lifestyles.



SIT BACK AND RELAX

The Proace Verso's comfortable, high-quality cabin equipped with the latest technology makes the longest journeys pass by with ease.

Whether it's keeping your business moving or your family entertained, the Proace Verso makes every journey supremely comfortable. Enjoy a driving experience that soothes with supportive seats, a supple ride and hushed noise levels. With keen attention to detail, the Proace Verso treats you to a superior driving position, thoughtful ergonomics and a high level of standard specification.

If it's the finer things in life you covet, the VIP grade has it all: luxurious massaging leather front seats, second-row captain seats, rail-mounted seats and rear passenger lounge table, privacy glass, large colour touchscreen, premium Head Up Display and upgraded central combination meters. Quality that's a match for any VIP guest or red carpet occasion.



Family and VIP grades feature a high-resolution Pro-Touch multimedia system with navigation system, complete with Connected Services for 10 years. Features include: real-time traffic, TomTom places, weather, parking, fuel prices and danger zone (speed camera) alerts, as well as the convenience of Bluetooth® calls and multimedia.



COMFORT



Model shown: Family grade (image for illustrative purposes only; glovebox cover not included)

COMFORT



PRACTICAL

Model shown: Shuttle grade

SPACE THAT ADAPTS TO YOU

Accommodating, versatile and comfortable: the Proace Verso has practical solutions for the most active of lifestyles.

Life's made easy whatever the situation in Proace Verso thanks to smart solutions that provide impressive versatility for larger loads and maximum practicality for your passengers. Folding seats (which come with upright folding on Family grade) and rail seats* (that can be repositioned or removed completely) allow you to configure the load area exactly how you need it, while convenient fold-up tables*[§] let passengers settle back to work, rest or play.



Enjoy flexible luggage space or increased legroom with sliding and removable rail seats, standard on Family and VIP grades.



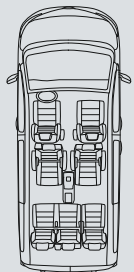
Your passengers can relax, entertain or work in comfortable surroundings thanks to a rail-mounted rear passenger lounge table[§].



For when you need to carry even more luggage than normal, the upright folding seats – standard from Shuttle grade – can be tipped so you can utilise every inch of available loading space.

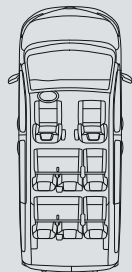
SEAT CONFIGURATIONS

7 seats



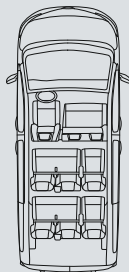
VIP

8 seats



Family

9 seats



Shuttle

* Not available on Shuttle grade.

[§] Standard on VIP grade.



Thoughtful features and innovative technology combine to make life easier and your drives comfortable and safe.

The Proace Verso is guaranteed to impress with a suite of advanced features. A panoramic glass roof* and Head Up Display⁸ let you enjoy more relaxing and safer journeys, while an opening tailgate rear window⁹ and a motorised sliding door** provide thoughtful features that you'll wonder how you lived without. Together with a high standard specification, you'll be able to appreciate a new level of refinement on your journeys.

Enjoy a real helping hand when you need it most with the handsfree motorised sliding door** which operates by simply waving your foot underneath the rear bumper for impressive convenience.

Model shown: VIP grade

CONVENIENCE YOU'LL REALLY APPRECIATE



The Toyota Skyview[®]** adds an even more premium feel to the interior. This large panoramic glass roof brightens the cabin with warm, natural light.



An advanced Head Up Display[§] projects a range of information – from current speed to navigation instructions and driver alerts – onto a display in front of the windscreen in the driver's line of sight.



An opening tailgate rear window – a standard feature on Family and VIP grades – offers quick and easy access to the luggage compartment without needing to open the tailgate.



Proace Verso's motorised sliding doors^{**} are activated by a simple pull on the exterior or interior door handles. This function can also be activated via buttons on your key-fob, dashboard and B-pillar or you can simply wave your foot beneath the rear bumper; entering or exiting the rear seats has never been so easy.

* Standard on VIP grade. Optional on Family grade as part of the Premium Pack.

§ Available with Toyota Safety Sense. (Standard on Family and VIP grades. Optional on Shuttle grade.)

§ Standard on Family and VIP grades.

** Standard on VIP grade only.

FUEL-SAVING POWER

Advanced diesel engines and smooth transmissions combine cost-saving fuel efficiency with great driveability.

With a complete line-up of advanced diesel engines and smooth transmissions, the Proace Verso gives you power to match its load-lugging ability and fuel efficiency that you'll appreciate at the pumps. With two responsive diesel engines to choose from – 1.5 and 2.0 litre; three power outputs – 120 DIN hp to 180 DIN hp; and two transmissions – 6-speed manual and 8-speed automatic, there's a powertrain to cope with every demand. By incorporating start and stop technology across the range, the Proace Verso offers impressive fuel economy and CO₂ emissions from 170 g/km*.

* Combined cycle.





DIESEL
1.5 Diesel
6-Speed Manual

Power
120 DIN hp
 Fuel consumption*
39.8–43.5 mpg
 CO₂ emissions*
170 g/km
 Acceleration
 (0–62 mph)
12.0 seconds
 Available on
Shuttle




DIESEL
2.0 Diesel
6-Speed Manual

Power
140 DIN hp
 Fuel consumption*
39.2–40.4 mpg
 CO₂ emissions*
185–188 g/km
 Acceleration
 (0–62 mph)
13.0 seconds
 Available on
Shuttle, Family

DIESEL
2.0 Diesel
8-Speed Automatic

Power
180 DIN hp
 Fuel consumption*
38.2–39.8 mpg
 CO₂ emissions*
186–193 g/km
 Acceleration
 (0–62 mph)
8.8 seconds
 Available on
Family, VIP



Forward Collision Warning alerts the driver to react to a situation of risk of imminent collision. A visual and audible warning is emitted. This action comes just before Autonomous Emergency Braking (AEB) is triggered.

Head Up Display provides all the driving information you need, projected into your line of sight – vehicle speed, cruise control/speed limiter information, vehicle distance and emergency braking alerts, and navigation alerts.

Pre-Collision System reduces injury to passengers:

- 0–18 mph: prevents collision with moving or fixed obstacles, including pedestrians
- above 18 mph: speed reduction before impact

System automatically co-ordinated with Autonomous Emergency Braking (AEB).

SAFETY COMES FIRST

The Proace Verso was awarded a 5-star rating from the safety testing organisation Euro NCAP.



A range of advanced safety features helps to keep you and your passengers out of harm's way.

When business or family life takes you on the road every day, you want to know that you're travelling in safe hands. With Toyota Safety Sense* in the Proace Verso, you're doing just that. The wide range of innovative Toyota Safety Sense systems include:

- Adaptive Cruise Control[§]
- Head Up Display
- Colour TFT multi-information display
- Pre-Collision System with pedestrian detection
- Dashboard storage

Combining all these features with a 5-star Euro NCAP safety rating makes the Proace Verso a safe place to spend a busy working day.

Extra TSS on VIP ONLY

- Blind spot Monitor (BSM)
- Driver Attention Alert
- Automatic High beam (AHB)
- Lane Departure Alert (LDA)
- Road Sign Assist (RSA)

* Standard on Family and VIP grades. Optional on Shuttle grade.

§ The Adaptive Cruise Control system is able to reduce its speed to 12 mph, acting only on the accelerator. There is no active braking action.

All active safety technologies are intended to be back-up systems only and are not a substitute for safe and attentive driving. The functionality of these systems may be impacted by driving conditions. Further information is available from your local Toyota Centre.



Adaptive Cruise Control

Maintains a safe distance to the vehicle ahead by adjusting driving speed automatically. This system is particularly useful for heavy, fluid traffic that would involve frequent changes of speed.

PROACE VERSO SHUTTLE

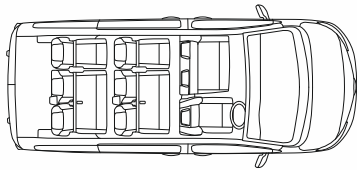
Main features

- 9-seat configuration
- 16" Steel wheels with wheel caps (5-triple-spoke)
- 7" Pro Touch® multimedia system with Smartphone integration incl Apple CarPlay & Android Auto™, and Go Navigation
- Rear parking sensors
- Automatic air conditioning
- Multi-function roof (rear A/C)
- Automatic headlights
- Automatic wipers
- Auto-dimming rear-view mirror
- Fabric seats
- Automatic power windows
- Heated power retractable door mirrors
- Coloured bumpers, mirrors and handles
- Front fog lights
- Cornering lights



Seating capacity

Available in Medium and Long.



9 seats 

Options

- Toyota Safety Sense: Pre-Collision System with Pedestrian Detection, Adaptive Cruise Control, Heads Up Display (HUD) & Upper dashboard storage with cover
- Essential Protection Pack

Apple CarPlay is a trademark of Apple Inc.

SHUTTLE



Image for illustrative purposes only; glovebox cover not included.

PROACE VERSO FAMILY

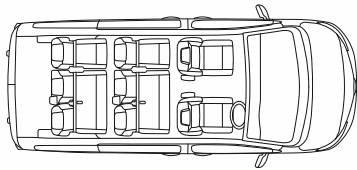
Main features (additional to Shuttle)

- 8-seat configuration
- 17" Machined-face Alloy wheels (5-double-spoke)
- Smart Entry and Push-Button Start
- Toyota Safety Sense
- Rear sunshade curtains
- Flight/fold out tables
- Heated front seats
- Carpeted floor and mats
- Coloured door handles with chrome inserts
- Glazed, heated tailgate with opening window



Seating capacity

Available in Medium.



8 seats 

Options

- Premium Pack: Leather seats, Electric Driver & Passenger heated seats adjust with lumbar support and massage function, Toyota Skyview® Panoramic roof & JBL® Premium Sound System
- Essential Protection Pack
- Rear parking sensors



FAMILY



Image for illustrative purposes only; glovebox cover not included.

PROACE VERSO VIP

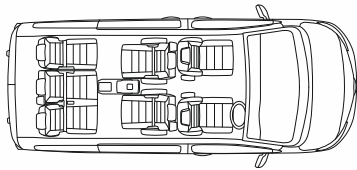
Main features (additional to Family)

- 7-seat configuration
- Enhanced TSS features (Blind spot Monitor (BSM), Driver Attention Alert, Automatic High beam (AHB), Lane Departure Alert (LDA), Road Sign Assist (RSA), Panoramic View Monitor (PVM) & Reversing Camera)
- 2nd row captain chairs with 180° rotation
- Toyota Skyview® Panoramic roof
- JBL® Premium Sound System
- Heated leather electrically adjustable front seats (including height adjust and lumbar support and massage function)
- LED daytime running lights
- Xenon headlights
- Lounge table on rails
- Kick-activated motorised sliding side doors
- Headlight cleaners



Seating capacity

Available in Long.



7 seats 

Options

- Essential Protection Pack
- Rear parking sensors



Image for illustrative purposes only; glovebox cover not included.

VIP



COMPLETE YOUR LOOK



EWP Vivid White



NEU Grey Limestone*



KCA Silver Shadow*



EVL Falcon Grey*



KTV Black Opal



KHK Ember Orange*



KCM Rich Oak*

* Metallic paint.



16" Steel wheels with wheel caps (5-triple-spoke)
Standard on Shuttle



Dark Grey Fabric
Standard on Shuttle



Liquorice Brown Fabric
Standard on Family



17" Machined-face Alloy wheels (5-double-spoke)
Standard on Family and VIP



Black Leather
Standard on VIP and optional on Family (as part of the Premium Pack)

SPECIFICATIONS

ENVIRONMENTAL PERFORMANCE	Diesel	Diesel	Diesel
	1.5 Diesel (120 DIN hp) 6-Speed Manual	2.0 Diesel (140 DIN hp) 6-Speed Manual	2.0 Diesel (180 DIN hp) 8-Speed Automatic
Wheels	16"	16" / 17"	17"
Combined (mpg)	39.8–43.5	39.2–39.8* / 39.8–40.4 [§]	38.2 / 39.8 [°]
Fuel tank capacity (l)	69	69	69
CO ₂ combined (g/km)	170	186–188* / 185 [§]	186–187 [°] / 193**
Euro class	EURO 6	EURO 6	EURO 6
Carbon Monoxide, CO (mg/km)	162.6	169.2	109.8
Hydrocarbons, THC & Nitrogen Oxides, NOx (mg/km)	28.7	34.0	40.9
Nitrogen Oxides, NOx (mg/km)	26.7	31.7	33.5
Sound level drive by (dB(A))	68.0	71.0	70.0

Quoted mpg and CO₂: Figures are provided for comparability purposes; only compare fuel consumption and CO₂ figures with other cars tested to the same technical procedures. These figures may not reflect real-life driving results. All vehicles are certified according to the World Harmonised Light Vehicle Test Procedure (WLTP). CO₂ figures (and hence car tax and recommended 'on the road' prices) may differ from information printed before 1 April 2020, due to a change in the official method of calculation. This date may change, please visit www.vehicle-certification-agency.gov.uk/fcb/wltp.asp for the latest information. Please contact your local Toyota Centre for further information.

ENGINE

Engine code	5WZ-HV	4WZ-FTV	4WZ-FHV
Number of cylinders	4, in line	4, in line	4, in line
Valve mechanism	16-valve DOHC	16-valve DOHC, belt driven	16-valve DOHC
Displacement (cc)	1499	1997	1997
Bore x stroke (mm x mm)	75 x 84.8	85 x 88	85 x 88
Compression ratio	16.5:1	16.7:1	16.7:1
Maximum torque (Nm@rpm)	300/2000	340/2500	400/2500
Maximum output (DIN hp)	120	140	177
Maximum output (kW@rpm)	88@3500	106@3750	130@3750

* Shuttle Medium and Long.

[§] Family Medium.

[°] Family L1.

** VIP.

Diesel

1.5 Diesel (120 DIN hp)
6-Speed Manual

Diesel

2.0 Diesel (140 DIN hp)
6-Speed Manual

Diesel

2.0 Diesel (180 DIN hp)
8-Speed Automatic

TRANSMISSION

	1.5 Diesel (120 DIN hp) 6-Speed Manual	2.0 Diesel (140 DIN hp) 6-Speed Manual	2.0 Diesel (180 DIN hp) 8-Speed Automatic
Transmission type	Manual	Manual	Automatic
Gear 1	7.47	7.54	8.21
Gear 2	14.27	14.39	14.24
Gear 3	23.34	23.54	22.11
Gear 4	33.13	33.42	30.37
Gear 5	41.37	41.73	36.70
Gear 6	50.33	50.76	45.32
Gear 7	–	–	56.60
Gear 8	–	–	67.33

PERFORMANCE

Maximum speed (mph)	99	114	114
Acceleration 0–62 mph (secs)	12.0	13.0	8.8

SUSPENSION

Front	Pseudo MacPherson with anti-roll bar	Pseudo MacPherson with anti-roll bar	Pseudo MacPherson with anti-roll bar
Rear	Oblique wishbone trailing arms	Oblique wishbone trailing arms	Oblique wishbone trailing arms

BRAKES

Front	Ventilated disc	Ventilated disc	Ventilated disc
Rear	Disc	Disc	Disc

LOAD CAPACITY

	Medium		Long	
Number of seats	Shuttle – 9 seats	Family – 8 seats	Shuttle – 9 seats	VIP – 7 seats
Boot capacity, length (mm)	608	627	958	977
Boot capacity, max width (mm)	1618	1618	1618	1618
Boot volume to top of seat back (l)	550	640	980	1060
Boot volume to roof (l)	700	900	1300	1500

SPECIFICATIONS

DIMENSIONS

	Medium			Long	
	1.5 Diesel (120 hp) 6-Speed Manual	2.0 Diesel (140 hp) 6-Speed Manual	2.0 Diesel (180 hp) 8-Speed Automatic	2.0 Diesel (140 hp) 6-Speed Manual	2.0 Diesel (180 hp) 8-Speed Automatic
Overall exterior length (mm)	4959	4959	4959	5309	5309
Overall exterior width (mm)	1920	1920	1920	1920	1920
Overall exterior height (mm)	1910	1910	1910	1910	1910
Wheelbase (mm)	3275	3275	3275	3275	3275
Front track width (mm)	1630	1630	1630	1630	1630
Rear track width (mm)	1618	1618	1618	1618	1618
Front overhang (mm)	881	881	881	881	881
Rear overhang (mm)	803	803	803	1153	1153
Ground clearance (mm)	150	150	150	150	150
Turning circle between kerbs (m)	12.4	12.4	12.4	12.4	12.4
Turning circle between walls (m)	12.9	12.9	12.9	12.9	12.9
Sliding side door height (mm)	1181	1181	1181	1181	1181
Sliding side door width (mm)	933	933	933	933	933
Rear door height (mm)	1181	1181	1181	1181	1181
Rear door width (mm)	1212	1212	1212	1212	1212
Interior length (mm)	3161	3161	3161	3511	3511
Interior width (mm)	1515	1515	1515	1515	1515
Interior height (mm)	1397	1397	1397	1397	1397

WEIGHTS

	Medium			Long	
	1.5 Diesel (120 hp) 6-Speed Manual	2.0 Diesel (140 hp) 6-Speed Manual	2.0 Diesel (180 hp) 8-Speed Automatic	2.0 Diesel (140 hp) 6-Speed Manual	2.0 Diesel (180 hp) 8-Speed Automatic
Gross vehicle weight – total (kg)	2680	2800/2740*	2770	2800	3000
Kerb weight (kg)	1571	1644/1630*	1655	1611	1913
Payload (kg)	1000	1000	1000	1000	1000
Maximum trailer weight – braked (kg)	1800	2300	2000	2300	2000

WEIGHTS

	Medium			Long	
	1.5 Diesel (120 hp) 6-Speed Manual	2.0 Diesel (140 hp) 6-Speed Manual	2.0 Diesel (180 hp) 8-Speed Automatic	2.0 Diesel (140 hp) 6-Speed Manual	2.0 Diesel (180 hp) 8-Speed Automatic
Maximum trailer weight – unbraked (kg)	750	750	750	750	750
Gross train weight – total (kg)	4080	4700/4640*	4370	5000	4600
Front axle plated mass (kg)	1500	1500	1500	1500	1500
Rear axle plated mass (kg)	1500	1500	1500	1500	1500

ALLOY WHEELS

	Shuttle	Family	VIP
16" steel wheels with wheel caps (5-triple-spoke)	●	–	–
17" machined-face alloy wheels (5-double-spoke)	–	●	●
Full-size spare wheel	●	●	●


● = Standard ○ = Optional – = Not available * Family grade.



1630 mm
1920 mm



881 mm	3275 mm	803–1153 mm
4659–5309 mm		



1910 mm



1618 mm
1920 mm

EQUIPMENT

EXTERIOR STYLING

	Shuttle	Family	VIP
Body-coloured door handles	●	●	●
Body-coloured door mirrors	●	●	●
Body-coloured front bumper	●	●	●
Body-coloured rear bumper	●	●	●*
Silver surrounds on front fog lamps	●	●	●
Chrome decoration on door handles	–	●	●
Midnight tinted (70%) privacy glass on rear windows	●	●	–
Limo tinted (90%) privacy glass on rear windows	–	–	●

EXTERIOR COMFORT

	Shuttle	Family	VIP
Smart Entry & Push button Start	–	●	●
Kick-activated electric sliding side door	–	–	●
Toyota Skyview® panoramic roof	–	○ [§]	●
Auto headlights	●	●	●
Auto wipers	●	●	●
Power retractable door mirrors	●	●	●
Two sliding side doors	●	●	●
Two fixed side windows	●	● [°]	●
Rear tailgate	●	●	●
Fixed window on rear tailgate	●	–	–
Opening window on rear tailgate	–	●	●
Headlight cut-off reminder	●	●	●
Power-adjustable heated door mirrors	●	●	●
Remote door lock	●	●	●

INTERIOR STYLING

	Shuttle	Family	VIP
Leather steering wheel	–	●	●
Silver front door insert	●	–	●
Silver insert on lower passenger dashboard	●	–	●
Brown front door insert	–	●	–
Brown insert on lower passenger dashboard	–	●	–
Silver interior door handles	●	●	●

INTERIOR COMFORT

	Shuttle	Family	VIP
Power-sliding, reclining & height-adjustable driver's and front passenger seats	–	○ [§]	●
Heated driver's and front passenger seats	–	○ [§]	●
Massage function on front seats	–	○ [§]	●
2nd row 3-seat rear bench	●	●	–
2nd manual sunshades	–	●	●
2nd row captain chairs with 180° rotation	–	–	●
1/3 : 2/3 split-folding 2nd row rear seats	●	●	–
1/3 : 2/3 split-folding 3rd row rear seats	●	●	●
Automatic air conditioning	●	●	●
Rear passenger air conditioning	●	●	●
Coloured TFT multi-information display	–	●	●
Auto-dimming rear view mirror	●	●	●
Head Up Display	○ [°]	●	●
Cruise Control switch on steering wheel	●	●	●
Conversation/child mirror	–	●	–
Power child safety door lock	●	●	●

● = Standard

○ = Optional

– = Not available

* On Long-length vehicles, the rear bumper is only half body-coloured.

[§] Optional as part of Premium Pack.[°] Optional as part of Toyota Safety Sense.

EQUIPMENT

INTERIOR COMFORT	Shuttle	Family	VIP
Analogue speedometer (mph)	●	●	●
Analogue tachometer	●	●	●
Driver's seat armrest	●	●	●
Front passenger seat armrest	–	●	●
2-seater front passenger bench	●	–	–
Individual front passenger seat	–	●	●
Adjustable lumbar support on driver's seat	●	●	●
Adjustable lumbar support on front passenger seat	–	○*	●
Forward tilting and upright folding 2nd row rear seats	●	–	–
2nd row removable rail seats/bench	–	●	●
Sliding and reclining 2nd row rear seats	–	●	●
Forward tilting and upright folding 3rd row rear seats	●	–	–
3rd row removable rail seats	–	●	●
Sliding 3rd row rear seats	–	●	●
Front power windows	●	●	●
Auto up & down function on all power windows	●	●	●
Rear window wiper	●	●	●
Rear window defogger	●	●	●
1st / 2nd / 3rd row 12V power outlet	●	●	●
Power door lock	●	●	●
220v Rear power socket	–	●	●

STORAGE

	Shuttle	Family	VIP
Rear passenger fold up tables	–	●	●
Front passenger under-bench storage	●	–	–
Front cup holders	●	●	●
Plastic floor trim	●	–	–
Carpet floor trim	–	●	●
Parcel shelf	–	●	●

MULTIMEDIA

	Shuttle	Family	VIP
Bluetooth® connectivity	●	●	●
7" Pro Touch® multimedia system with Smartphone integration incl Apple CarPlay & Android Auto™, and Go Navigation	●	●	●
Digital Audio Broadcast (DAB)	●	●	●
JBL® Premium Sound System	–	○*	●
8 speakers	●	●	–
9 speakers	–	○*	●
Aux-in connector	●	●	●
USB connector	●	●	●

● = Standard ○ = Optional – = Not available * Optional as part of Premium Pack.

EQUIPMENT

SAFETY	Shuttle	Family	VIP
ISOFIX seat fixing	●	●	●
Front parking sensors	–	–	●
Rear parking sensors	●	●	●
Front passenger airbag on/off switch	●	●	●
Multi-reflector halogen headlights	●	●	–
Xenon headlights with cleaners	–	–	●
Front fog lights	●	●	●
Cornering lights	●	●	●
Cruise Control	●	–	–
Adaptive Cruise Control	○*	●	●
5-Star Euro NCAP safety rating	●	●	●
Lane Departure Alert (LDA)	–	–	●
Panoramic View Monitor (PVM)	–	–	●
Pre-Collision System with Pedestrian Detection	○*	●	●
Vehicle Stability Control (VSC)	●	●	●
Hill-start Assist Control (HAC)	●	●	●
Anti-lock Braking System (ABS) with Electronic Brake force Distribution (EBD)	●	●	●
Reversing Camera	–	–	●

SAFETY	Shuttle	Family	VIP
Road Sign Assist	–	–	●
Airbags	●	●	●
Tyre Pressure Warning System (TPWS)	●	●	●
Intrusion alarm	●	●	●
Motion sensor alarm	●	●	●
Anti-tamper alarm	●	●	●
Adjustable Speed Limiter (ASL)	●	●	●

PERFORMANCE, TRANSPORT & PROTECTION	Shuttle	Family	VIP
Body-coloured protection moulding on side doors	●	●	●
Stop/Start engine	●	●	●

PACKS	Shuttle	Family	VIP
Toyota Safety Sense: Pre-Collision System with Pedestrian Detection, Adaptive Cruise Control, Heads Up Display (HUD) & Upper dashboard storage with cover	○	●	●
Premium Pack: Leather seats, Electric Driver & Passenger heated seats adjust with lumbar support and massage function, Toyota Skyview® Panoramic roof & JBL® Premium Sound System	–	○	●

● = Standard ○ = Optional – = Not available * Optional as part of Toyota Safety Sense.

INSPIRING THE WORLD TO MOVE

Over 85 years of innovation have brought us our greatest mission yet: giving the freedom of movement to humankind. That's why Toyota is the Worldwide Official Mobility Partner of the International Olympic Committee and the International Paralympic Committee and proud partner of Team GB and Paralympics GB.

We are committed to making movement better for everyone, whether that be across a country, a city or across a room, because when you are free to move, anything is possible.


START YOUR
IMPOSSIBLE



Worldwide
Olympic Partner



Worldwide
Paralympic Partner





OWNING YOUR PROACE VERSO

Servicing your Toyota

Toyota Service Pricing means you will be sure to know the cost of your service up front. Expertly trained technicians using only genuine Toyota parts will carry out your service at one of over 200 Authorised Toyota Service Centres. The technicians will advise you on the correct service for your vehicle based on the vehicle's age, mileage and service history and with a hybrid service costing the same as non hybrid.

For more information visit toyota.co.uk/owners/servicing-and-aftercare/service-mot-maintenance

Service Plans

Inflation-proof pricing with a monthly or one-off payment plan means one less thing to worry about. With Toyota Service Plans the price you're quoted is guaranteed for the duration of your plan. The service, parts and labour are all paid for either in monthly instalments or as a one-off payment at the beginning of your plan. Peace of mind with a Toyota Service Plan.

For more information visit toyota.co.uk/owners/servicing-and-aftercare/service-mot-maintenance

Toyota Price Repairs

We offer transparent prices on a number of repair items for your Toyota giving you peace of mind when it comes to managing costs. Also don't forget we only use genuine Toyota parts, all of which come with at least 12 months' warranty (some even offer unlimited mileage warranties); and your vehicle will always be dealt with by a trained Toyota technician.

For more information visit toyota.co.uk/owners/parts-accessories/parts

MyT

Whether you're a long-term owner or have recently taken delivery of a new Toyota, there are lots of reasons to join **MyT**. Packed with time-saving and convenient features, **My Toyota** ensures everything you need to manage your vehicle ownership is in one place. You'll also gain access to **My Rewards** where you can enjoy great offers and discounts from big brands on everything from family days out to pampering as well as everyday deals.

For more information visit toyota.co.uk/mytoyota or download the **MyT** app now available on iTunes and Android.

Toyota Accessories

Toyota accessories are designed and manufactured with the same care, quality and attention to detail as Toyota vehicles. Tailor-made for your Toyota, they fit perfectly and add a personal touch of style, comfort and practicality. Also, because they've been tested under the most severe conditions, you can have complete confidence in their reliability and durability.

For more information visit toyota.co.uk/owners/parts-accessories/parts

Toyota Roadside Assistance

When you buy a Toyota you will automatically receive 12 months' AA Roadside Assistance in the UK and Europe, free of charge; after the first year the cost of Toyota Roadside Assistance is £7 per month when paid by monthly Direct Debit, £72 per annum if paid by annual Direct Debit or £76 per annum when paid by all other payment methods.*

For full terms and conditions please visit toyota.co.uk/owners/roadside-assistance



Toyota Relax**Up to 10 Years (100,000 mile) Toyota warranty**

Every new Toyota is eligible to be covered by up to 10 years' manufacturer warranty through Toyota Relax. This is provided through an initial 3 years manufacturer warranty that can be extended with regular servicing at a Toyota dealer. 12 months warranty is included with every Toyota Service, up to 100,000 miles or 10 years, whichever comes first, giving you a chance to relax in the knowledge that you and your vehicle are in safe hands. Terms and conditions apply.

For full details, please ask your official Toyota Centre or visit toyota.co.uk/relax

Corrosion Cover

The 12-year unlimited mileage cover protects against rust perforation affecting sheet metal body panels as a result of a manufacturing fault. This warranty can also be transferred to any future owner throughout the 12-year period.

Rust and Paint Cover

The 3-year unlimited mileage cover protects against defects and surface rust as a result of a manufacturing fault.

Toyota Business Centre

Our Toyota Business Centre network promise you sameday access to a business manager or dedicated sales executive. With business offers and interactive wholelife cost modelling tools which consider emissions, fuel economy, servicing, insurance and residual value data, our advisers can accurately compare tax costs against any competitor. Whenever servicing is due, we can offer fixed-price servicing, free local vehicle collection and delivery (with wash and vac).

Special offers, fixed-price fleet servicing, specialist fleet insurance, business daily hire, Toyota Fleet Financial Services, extended test drives and a dedicated Business Centre Network are just some of the services business customers can expect from Toyota.

For more information visit toyota.co.uk/businesscustomers

Toyota Motor Insurance

Toyota Motor Insurance is available for Toyota owners at competitive premiums. To obtain details of the benefits included and to arrange a quotation, please contact your local Toyota Centre or call 0800 350 500.

Flexible Finance from Toyota Financial Services

All our plans offer easy budgeting and peace of mind and **AccessToyota** brings these benefits together in one flexible package.

Toyota Financial Services, Great Burgh, Burgh Heath, Epsom, Surrey, KT18 5UZ.

Finance subject to status to over 18s only. Indemnities may be required. Terms and conditions apply.

TFS is authorised and regulated by the Financial Conduct Authority.



Toyota
Financial Services



PROACE VERSO.

A SMOOTH DRIVE EQUIPPED FOR AN EASY LIFE.

www.toyota.co.uk/proaceverso

While every effort is made to reproduce accurate information, we reserve the right to change specifications, equipment and availability without prior notice. This brochure cannot be regarded as infallible (some of the vehicles shown may not be to exact UK specification), and as such does not constitute an offer for sale of any particular vehicle or specification. For the latest specification and availability, we ask that you contact your local Toyota Centre. Vehicle body colours may differ slightly from the printed images in this brochure.

Quoted mpg and CO₂: Figures are provided for comparability purposes; only compare fuel consumption and CO₂ figures with other cars tested to the same technical procedures. These figures may not reflect real-life driving results. Fuel consumption and CO₂ produced varies significantly depending on a number of factors, including the accessories fitted (post-registration), driving style, conditions, speed and vehicle load. All models and grades are certified according to the World Harmonised Light Vehicle Test Procedure (WLTP). All mpg and CO₂ figures quoted are full WLTP figures. The official CO₂ figures for vehicles changed as from 6 April 2020, due to a change in the official method of calculation. CO₂ figures are used in the calculation of Vehicle Excise Duty (car tax) for new cars during their first year of registration. As a result, all CO₂ figures, car tax and 'on the road' prices for new vehicles, which were provided or displayed prior to 6 April 2020, may now have changed for vehicles which were not registered before that date. These dates may change, please visit www.vehicle-certification-agency.gov.uk/fcb/wltp.asp for the latest information.

Please contact your local Toyota Centre for further information.

The use of the term 'Toyota Accessories' should not be taken to imply that the products on the accessory pages are actually manufactured by the Toyota Motor Corporation or Toyota (GB) PLC. Toyota (GB) PLC is continually updating and changing specifications of accessories and reserves the right to do so at any time without prior notice.

© 2021 by Toyota Motor Europe NV/SA ('TME'). No part of this publication may in any way be reproduced without the prior written approval of Toyota (GB) PLC.



Toyota UK



@ToyotaUK

GBNGV-0221B-PV November 2021