


u n o



FIAT
DESIGNED
FOR LIFE

U

n

o



Voted European Car of the Year when it was launched, the Uno has gone on to become the best selling small car in the whole of Europe with over four million produced.

The Uno's spacious interior, coupled with outstanding performance and refinement, set new standards in its class.



AS SEEN IN VOGUE

Now we've made a great car even better.


With elegant new styling that's as impressive in the high street as it is in the wind tunnel.

New, highly efficient engines.

Galvanisation of front and rear body panels to guard against corrosion and protect your investment.

Extensive sound-proofing of the passenger compartment and orthopaedically-designed seats to make your drive even more comfortable. And a host of detail improvements that create a level of refinement and build quality you'll appreciate more and more as you get to know the new Uno.

THE FIAT UNO: EUROPE'S BEST SELLING SMALL CAR, A RA



RANGE OF TWELVE MODELS THAT TAKE YOU FROM THE ECONOMY



ICAL TO THE EXHILARATING



5 FORMULA · 45 FIRE · 45S

Dashing in town, smooth and refined in the country, practical, versatile and tremendous fun.

The Uno suits the way you live today like no other car in its class.

None of its rivals have so much space inside such an aerodynamic shape, with all the benefits that a low Cd factor brings to economy, performance and noise reduction.

The famous FIRE engine (Fully Integrated Robotised Engine) is fitted to all Uno 45 models except the Formula.

Designed with 30% fewer moving parts for minimum maintenance, outstanding efficiency and reliability, the FIRE engine gives long-term economy as well as immediate fuel savings.

The new Uno 45 models have been designed to cut motoring costs, not corners.

UNO 45 FORMULA

- Punchy 903cc engine
- Spacious 3-door hatchback body
- Full width wheel trims and protective side mouldings

UNO 45 FIRE

- Advanced, low-maintenance 999cc FIRE engine
- 90 mph performance
- 3 or 5 door versatility
- Height adjustable seat belt mountings and opening rear side windows (3 door)

UNO 45S

- 999cc FIRE engine with 5-speed gearbox
- High specification with features like tinted glass and remote hatch release as standard





• Croma 45 Formula: Budget motoring that certainly isn't short on style.

• The deep, wide tailgate creates more usable luggage space - 9.5 cu ft with the rear seat up, 34 cu ft with the seat folded.

• 41S: The one-piece, smoothly contoured fascia, with easy-to-read instrumentation, digital clock and plenty of storage space.



60S · 60D · 60DS · 70S i.e. CAT

UNO

Here's the perfect car for a trip to the shops.

Even if the shops are at the other end of the Autoroute du Soleil.

The Uno 60S has extra performance from a new 1108cc version of the FIRE engine, plus all the special features of the 'S' specification, including a 60:40 split rear seat for accommodating those awkward loads.

Almost identical in performance but with the low long-term running costs of diesel power are the 60D and 60DS models.

Both fitted with comprehensive sound insulation that gives such a quiet ride that it's hard to believe you're not in a petrol-engined car.

And with the environment in mind, we've introduced the new 70 S i.e. CAT, fitted with a catalytic converter as standard.

UNO 60S

- 97 mph performance from the new 1108cc FIRE engine
- 'S' specification, including twin internally adjustable door mirrors, tinted windows, 5-speed gearbox and 60:40 split rear seat

UNO 60D

- Dependable 1697cc diesel engine
- Up to 64 mpg economy
- Practical 3-door body

UNO 60DS

- 1697cc diesel economy
- Extra 'S' specification features
- 5-door convenience

UNO 70S i.e. CAT

- Powerful 1372cc, fuel-injected engine with catalytic converter
- 'S' level equipment, and 5 door practicality



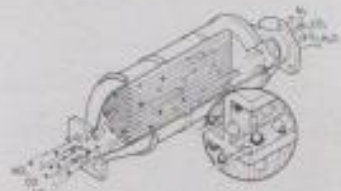


• 60S: Stream-lined body shape with practical features like protective side mouldings, impact-absorbing bumpers and full-width wheel trims.

• 60S: Wrap-around, deeply contoured front seats trimmed in attractive blue or beige cloth. Rotary heater controls and easy-to-use stalk controls.

THE NEW UNO 70 S i.e. CAT

*Designed FOR A
CLEANER ENVIRONMENT*



The new Uno 70 S i.e. CAT is equipped with a catalytic converter, or 'cat', to reduce harmful exhaust emissions dramatically.

Exhaust gases normally contain large amounts of unburnt hydrocarbons, nitrogen oxides and carbon monoxide which cause air pollution and acid rain. The catalytic converter fitted to the new Uno 70 S i.e. CAT removes over 90% of these pollutants, helping towards a cleaner environment.

NB Cars fitted with catalytic converters must be run on lead-free petrol only.



UNO SELECTA · SMOOTH, SIMPLE 'GEAR-LESS' AUTOMATIC DR

60 SELECTA · 70 SELECTA i.e.

Here's how to take the torture out of traffic and turn the school run into child's play.

The Uno Selecta has the smoothest, simplest form of automatic transmission yet devised.

Using an expanding steel belt which constantly adjusts itself to the engine's requirements, the CVT (Constantly Variable Transmission) delivers a smooth, uninterrupted flow of power right through the speed range.

Which means that you don't get the usual jerkiness of conventional small automatics.

CVT pays dividends out of town, too. For effortless cruising, simply ease off the accelerator and the engine revs drop, maintaining your speed while also conserving fuel.

Select L for sportier performance or use the 'kickdown' facility for a smooth surge of extra power in either mode.


Or, if you want to be really smooth, choose the 70 Selecta i.e., adding 72 bhp performance and a luxury specification to ease of driving.

UNO 60 SELECTA

- Smooth CVT automatic transmission
- Reliable, economical 1116cc engine
- 'S' specification trim and refinement

UNO 70 SELECTA i.e.

- Powerful new 1372cc fuel-injected engine
- 'S' level trim with extra equipment; central locking and electric front windows



IVING WITH TYPICAL UNO ECONOMY AND PERFORMANCE



◀ *Innovative CVT transmission. Rotary heater controls. (Radio will differ from version shown).*



▲ *Beautifully simple to drive and just as easy to live with.*



UNO

70 SX i.e.

Whether it's taking you to a night at the opera or a day at the races, the Uno 70 SX i.e. excels in any company.

Autocar & Motor Magazine said the new Uno 70 SX i.e. "...feels like a car many times its size...with style and quality far beyond the norm in its class".

Especially when you add the polished, 106 mph performance delivered by the fuel-injected 1372cc engine.

The interior is trimmed and equipped to the highest standards of luxury and comfort.

Front windows open at the touch of a button and the heating system automatically maintains the exact temperature you select - a first for a car of this size.


There's even the added convenience of remote control central locking - especially helpful when your arms are full of shopping.

In fact, the new 70 SX i.e. has virtually everything you would expect of an executive-class car.

Except, of course, the costs.

UNO 70 SX i.e.

- Powerful 1372cc, fuel-injected engine
- Luxurious, velour-trimmed interior
- Remote control central locking
- Automatic heating system
- Electric front windows
- Optional alloy wheels
- Lavishly equipped for comfort and driving pleasure




► UNO 70 SX i.e.: Interior features include electric front windows, height adjustable seat belts, center console and rev counter.



▲ Programmable heating system automatically maintains the temperature you select.

1372cc ENGINE WITH LUXURY AND STYLE TO MATCH



UNO

TURBO i.e.

Combine an immaculate sporting pedigree with every luxury for touring in the grand manner and you have one of the world's most exciting hatchbacks.

The new Uno Turbo i.e.

Exhilarating 127 mph performance with a 0-62 mph time of just 7.7 seconds exploits the sleek, aerodynamically-efficient shape to the full.

Race-car responsiveness and four-wheel disc brakes ensure that speed is controlled with safety.

Up-rated suspension incorporates a front anti-roll bar.

This is a car that feels precisely right, from the leather, sports steering wheel to the tenacious grip provided by ultra-low profile tyres on wide alloy wheels.


With creature comforts that include remote central locking, electric front windows and a high-power, digital stereo system.

And a seemingly endless flow of power from the new 1372cc fuel-injected, turbocharged engine that promises pure driving pleasure.

Whether you're heading for the sports centre or the ski slopes.

UNO TURBO i.e.

- New 1372cc fuel-injected, turbo-charged engine
- 127 mph performance
- Leather steering wheel and sports interior
- High-power digital stereo
- Remote control central locking and electric front windows





◀ *Use Turbo I.e.:*
Despite carefully understated styling, the performance potential is clear, from wide alloy wheels and front fog lights to unique tail lamp clusters.

▶ *Sports steering wheel is leather covered. Instruments include rev counter, oil temperature, oil pressure and turbo boost gauges.*



FACT FINDER



45 FORMULA: 4 speed, 3 dr.

Engine BHP (DIN): 45 @ 5600rpm, 903cc

Max torque (DIN): 49lbs. ft. @ 3000rpm

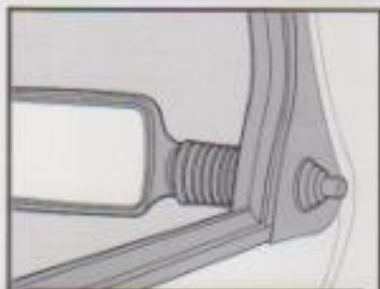
Calibration: Single choke down draught

Valve actuation: Overhead valves

MAXIMUM SPEED	0-62 MPH	URBAN CYCLE	CONSTANT 55MPH	CONSTANT 75MPH
87 MPH	17.9 SECS	39.8 MPG	56.5 MPG	42.8 MPG
		7.1 L/100km	5.0 L/100km	6.6 L/100km



STEREO RADIO/CASSETTE WITH 2 SPEAKERS.



TWIN DOOR MIRRORS ARE INTERNALLY ADJUSTABLE.



FRONT SEATS FEATURE SEE-THROUGH HEAD RESTRAINTS.



FRONT SEATS TILT AND SLIDE FOR EASIER REAR ACCESS.



45 FIRE: 4 speed, 3 & 5 dr.

Engine BHP (DIN): 45 @ 5000rpm, 999cc

Max torque (DIN): 58lbs. ft. @ 2750rpm

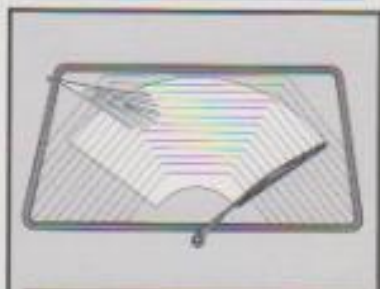
Calibration: Single choke down draught

Valve actuation: Single overhead cam

MAXIMUM SPEED	0-62 MPH	URBAN CYCLE	CONSTANT 55MPH	CONSTANT 75MPH
90 MPH	17.0 SECS	46.3(44.1) MPG	61.4 MPG	47.1 MPG
		6.1(6.4) L/100km	4.6 L/100km	6.0 L/100km



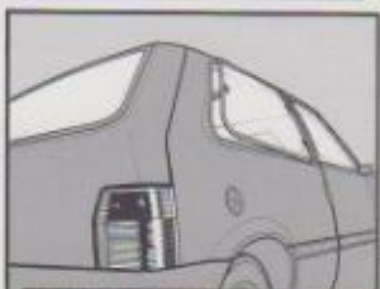
FIRE ENGINE GIVES TOP FUEL ECONOMY AND LOW MAINTENANCE COSTS.



REAR WASH/WIPE GIVES CLEAR, SAFE REAR VISION.



HEIGHT ADJUSTABLE SEAT BELTS FOR SAFETY AND COMFORT.



OPENING REAR SIDE WINDOWS (3 DR.) PROTECTIVE SIDE RUBBING STRIP.

FACT FINDER



455 FIRE: 5 speed, 3 dr.

Engine BHP (DIN): 45 @ 5000rpm, 999cc
 Max Torque (DIN): 58lbs. ft. @ 2750rpm
 Carburation: Single choke down draught
 Valve actuation: Single overhead cam

MAXIMUM SPEED	0-62 MPH	URBAN CYCLE	CONSTANT 50MPH	CONSTANT 70MPH
90 MPH	17.0 SECS	44.1 MPG	65.7 MPG	50.4 MPG
		6.4 L/100km	4.3 L/100km	5.6 L/100km



TINTED GLASS ADDS A TOUCH OF EXCLUSIVITY.



60:40 SPLIT REAR SEAT FOR LOAD CARRYING VERSATILITY.



5-SPEED GEARBOX GIVES EASY ECONOMICAL CRUISING.



CONVENIENT INTERIOR REMOTE RELEASE FOR REAR HATCH.



60S FIRE: 5 speed, 3 & 5 dr.

Engine BHP (DIN): 57 @ 5500rpm, 1108cc
 Max Torque (DIN): 64lbs. ft. @ 2900rpm
 Carburation: Single choke down draught
 Valve actuation: Single overhead cam

MAXIMUM SPEED	0-62 MPH	URBAN CYCLE	CONSTANT 50MPH	CONSTANT 70MPH
96 MPH	13.9 SECS	40.9 MPG	62.8 MPG	48.7 MPG
		6.9 L/100km	4.5 L/100km	5.8 L/100km

70S i.e. CAT: 5 speed, 5 dr.

Engine BHP (DIN): 71 @ 6000rpm, 1372cc
 Max Torque (DIN): 80lbs. ft. @ 3000rpm
 Single point fuel injection
 Valve actuation: Single overhead cam

MAXIMUM SPEED	0-62 MPH	URBAN CYCLE	CONSTANT 50MPH	CONSTANT 70MPH
103 MPH	12.4 SECS	30.1 MPG	50.4 MPG	39.2 MPG
		9.4 L/100km	5.6 L/100km	7.2 L/100km



NEW 'FIRE' 1100cc ENGINE FOR EXTRA POWER WITH LOW RUNNING COSTS.



DIGITAL RADIO CASSETTE WITH 4 SPEAKERS.




DIGITAL CLOCK FITTED AS STANDARD.



60D/DS: 5 speed, 3 & 5 dr.

Engine BHP (DIN): 58 @ 4600rpm, 969cc
 Max Torque (DIN): 74lbs. ft. @ 2900rpm
 Fuel System: Indirect diesel injection
 Valve actuation: Single overhead cam

MAXIMUM SPEED	0-62 MPH	URBAN CYCLE	CONSTANT 50MPH	CONSTANT 70MPH
96 MPH	15.9 SECS	47.1 MPG	64.2 MPG	45.6 MPG
		6.0 L/100km	4.4 L/100km	6.2 L/100km



ONE TANK OF FUEL CAN OFFER MORE THAN 500 MILES MOTORING.



GLOW PLUG LIGHT GOES OUT WHEN THE ENGINE IS READY TO START.



BOOTTO-BONNET SOUND INSULATION FOR QUIETER CRUISING.



'CHOKE' DEVICE FOR RELIABLE COLD STARTING.

FACTFINDER

FACTFINDER

i.e. 5-DOOR · 70S i.e. CAT 5-DOOR · 70SX i.e. 5-DOOR · TURBO i.e. 3-DOOR.



60 SELECTA: CVT auto, 3 dr.

Engine BHP (DIN): 58 @ 5700rpm, 1116cc

Max Torque (DIN): 64lbs. ft. @ 3000rpm

Carburation: Twin choke down draught

Valve actuation: Single overhead cam

MAXIMUM SPEED	0-62 MPH	URBAN CYCLE	CONSTANT 56MPH	CONSTANT 75MPH
92 MPH	17.9 SECS	35.8 MPG	56.5 MPG	40.4 MPG
		7.9 L/100km	5.0 L/100km	7.0 L/100km

70 SELECTA i.e.: CVT auto, 5dr.

Engine BHP (DIN): 72 @ 6000rpm, 1372cc

Max Torque (DIN): 80lbs. ft. @ 3250rpm


Single point fuel injection

Valve actuation: Single overhead cam

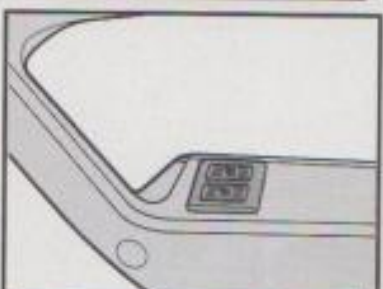
MAXIMUM SPEED	0-62 MPH	URBAN CYCLE	CONSTANT 56MPH	CONSTANT 75MPH
98 MPH	14.0 SECS	31.4 MPG	52.3 MPG	40.4 MPG
		9.0 L/100km	5.4 L/100km	7.0 L/100km



CONTINUOUSLY VARIABLE AUTOMATIC GEARBOX FOR SMOOTH, EFFORTLESS DRIVING.



FOR EVEN MORE RESPONSIVE PERFORMANCE, SIMPLY SELECT 'L'



CONVENIENT ELECTRICAL FRONT WINDOWS AND CENTRAL LOCKING (70 L.e.)



70SX i.e.: 5 speed, 5 dr.

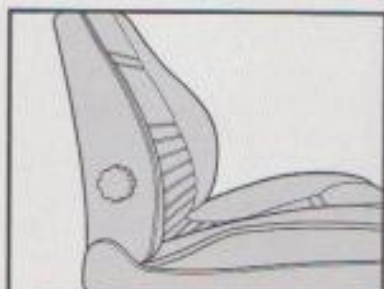
Engine BHP (DIN): 72 @ 6000rpm, 1372cc

Max Torque (DIN): 80lbs. ft. @ 3250rpm

Single point fuel injection

Valve actuation: Single overhead cam

MAXIMUM SPEED	0-62 MPH	URBAN CYCLE	CONSTANT 56MPH	CONSTANT 75MPH
106 MPH	11.4 SECS	32.1 MPG	54.3 MPG	41.5 MPG
		8.8 L/100km	5.2 L/100km	6.8 L/100km



DRIVERS SEAT IS ADJUSTABLE FOR LUMBAR SUPPORT.



CENTRAL DOOR LOCKING BY INFRA-RED REMOTE CONTROL.



AUTOMATIC HEATING SYSTEM MAINTAINS THE TEMPERATURE YOU SELECT (70 SX i.e. only)



FOG LAMPS IN FRONT SPOILER FOR SAFER DRIVING.



TURBO i.e.: 5 speed, 3 dr.

Engine BHP (DIN): 118 @ 6000rpm, 1372cc

Max Torque (DIN): 119lbs. ft. @ 3500rpm


Fuel injection plus turbocharger and intercooler

Valve actuation: Single overhead cam

MAXIMUM SPEED	0-62 MPH	URBAN CYCLE	CONSTANT 56MPH	CONSTANT 75MPH
127 MPH	7.7 SECS	29.7 MPG	48.7 MPG	35.8 MPG
		9.5 L/100km	5.8 L/100km	7.9 L/100km



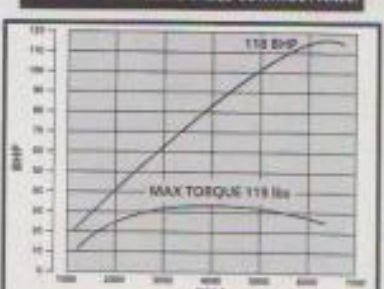
LEATHER SPORTS STEERING WHEEL AND FULL INSTRUMENTATION.



WIDE LOW-PROFILE TYRES ON LIGHT ALLOY WHEELS.



HIGH POWER DIGITAL STEREO RADIO/ CASSETTE WITH REMOVABLE CONTROL PANEL.



TURBO ENGINE DELIVERS 118 BHP WITH HIGH TORQUE THROUGHOUT THE REV RANGE.

FACTFINDER

FACTFINDER

	FORMULA 453 DOOR	45 F.I.R.E 3 & 5 DOOR	455 F.I.R.E 3 DOOR	605 F.I.R.E 3 & 5 DOOR	DIESEL 600 3 DOOR 600S 3 DOOR	60 SELECTA 3 DOOR	70 S.I.e. CAT 5 DOOR	70 S.I.e. SELECTA 5 DOOR SX 5 DOOR	TURBO S.I.e. 3 DOOR
TECHNICAL									
Body/Stroke (mm)	65 x 68	70 x 64.9	70 x 64.9	70 x 72	62.6 x 79.2	80 x 55.5	80.5 x 67.8	80.5 x 67.8	80.5 x 67.8
Compression ratio	8:1	9.5:1	9.5:1	9.6:1	20.5:1	9.02:1	9.2:1	9.2:1	78:1
Engine cc/Number of cylinders	900cc/4	999cc/4	999cc/4	1086cc/4	1697cc/4	1786cc/4	1872cc/4	1872cc/4	1372cc/4
Electronic ignition		•	•	•			Diplex 2	Diplex 2	Marek/Moogpak
Rack and pinion steering	•	•	•	•	•	•	•	•	•
Turning circle	9.4m (30' 10")	9.4m (30' 10")	9.4m (30' 10")	9.4m (30' 10")	9.4m (30' 10")	9.4m (30' 10")	9.4m (30' 10")	9.4m (30' 10")	9.4m (30' 10")
Independent suspension	•	•	•	•	•	•	•	•	•
Brakes	Servo assisted front discs/rear drums	Servo assisted front discs/rear drums	Servo assisted front discs/rear drums	Servo assisted front discs/rear drums	Servo assisted front discs/rear drums	Servo assisted front discs/rear drums	Servo assisted front discs/rear drums	Servo assisted front discs/rear drums	Servo assisted front and rear discs
Independent brake circuits	•	•	•	•	•	•	•	•	•
Load proportioning valve	•	•	•	•	•	•	•	•	•
Wheel tyre size	4 1/2 x 13/135 SR 13	4 1/2 x 13/135 SR 13	4 1/2 x 13/135 SR 13	4 1/2 x 13/155/70 SR 13	4 1/2 x 13/155/70 SR 13	4 1/2 x 13/155/70 SR 13	4 1/2 x 13/165/65 SR 13	4 1/2 x 13/165/65 SR 13	5 1/2 x 13/175/60 HR 13
Final drive ratio	4.071:1	3.733:1	3.733:1	3.733:1	3.562:1	5.414:1	3.563:1	3.672:1 Auto 3.733:1 Man	3.352:1
Major service intervals	12,000 miles	12,000 miles	12,000 miles	12,000 miles	9,000 miles	12,000 miles	12,000 miles	12,000 miles	12,000 miles
Fuel tank capacity	9.2 gallons (42 litres)	9.2 gallons (42 litres)	9.2 gallons (42 litres)	9.2 gallons (42 litres)	9.2 gallons (42 litres)	9.2 gallons (42 litres)	9.2 gallons (42 litres)	9.2 gallons (42 litres)	11 gallons (50 litres)
Boot capacity	Min 9.5 cu. ft. Max 34 cu. ft.	Min 9.5 cu. ft. Max 34 cu. ft.	Min 9.5 cu. ft. Max 34 cu. ft.	Min 9.5 cu. ft. Max 34 cu. ft.	Min 9.5 cu. ft. Max 34 cu. ft.	Min 9.5 cu. ft. Max 34 cu. ft.	Min 9.5 cu. ft. Max 34 cu. ft.	Min 9.5 cu. ft. Max 34 cu. ft.	Min 9.5 cu. ft. Max 34 cu. ft.
Kerbweight (kg/rdwt)	740 (14.6)	740 (14.6) 3Dr 755 (14.9) 5Dr	755 (14.9)	760 (15.0) 3Dr 775 (15.3) 5Dr	870 (17.1) 3Dr 900 (17.7) 5Dr	815 (16)	845 (16.6)	870 (17.1) Auto 845 (16.6) Man	929 (16.2)
Length	3689mm (145.2")	3689mm (145.2")	3689mm (145.2")	3689mm (145.2")	3689mm (145.2")	3689mm (145.2")	3689mm (145.2")	3689mm (145.2")	3689mm (145.2")
Height	1475mm (58.1")	1475mm (58.1")	1475mm (58.1")	1475mm (58.1")	1420mm (56.3")	1420mm (56.3")	1425mm (56.1")	1425mm (56.1")	1405mm (55.3")
Width	1562mm (61.5")	1562mm (61.5")	1562mm (61.5")	1562mm (61.5")	1562mm (61.5")	1562mm (61.5")	1562mm (61.5")	1562mm (61.5")	1562mm (61.5")
Wheelbase	2362mm (93")	2362mm (93")	2362mm (93")	2362mm (93")	2362mm (93")	2362mm (93")	2362mm (93")	2362mm (93")	2362mm (93")
Track front	1344mm (53")	1342mm (52.8")	1342mm (52.8")	1344mm (53")	1355mm (53.3")	1340mm (52.7")	1342mm (52.8")	1340mm (52.8")	1355mm (53.3")
Track rear	1300mm (51.2")	1300mm (51.2")	1300mm (51.2")	1300mm (51.2")	1309mm (51.5")	1300mm (51.2")	1300mm (51.2")	1300mm (51.2")	1300mm (51.2")
SPECIFICATION									
PVC underbody protection	•	•	•	•	•	•	•	•	•
Plastic front wheel arch liners	•	•	•	•	•	•	•	•	•
Inertia front and rear seatbelts	•	•	•	•	•	•	•	•	•
Wiper speeds (inc. intermittent)	2	2	3	3	3	3	3	3	3
Driver and passenger door mirrors	Int Adj.	Int Adj.	Int Adj.	Int Adj.	Int Adj.	Int Adj.	Int Adj.	Int Adj.	Int Adj.
Fuel filler door	•	•	•	•	DS only	•	•	•	•
Front seat head restraints	•	•	•	•	•	•	•	•	N/A
Reclining front seats	•	•	•	•	•	•	•	•	•
No. of forward speeds	4	4	5	5	5	N/A	5	N/A S	5
Rear screen wash/wipe	Optional	•	•	•	•	•	•	•	•
Height adj. front seat belts	Optional	•	•	•	•	•	•	•	•
Opening rear side windows	Optional	3 door only	•	3 door only	D only	•	N/A	N/A	•
Childproof rear door locks	N/A	5 door only	N/A	5 door only	5 door only	N/A	•	•	N/A
Tinted glass	•	•	•	•	DS only	•	•	•	•
60/45 split folding rear seats	•	•	•	•	DS only	•	•	•	•
Remote hatch release	•	•	•	•	DS only	•	•	•	•
Digital clock	•	•	•	•	DS only	•	•	•	•
Locking fuel cap	•	•	•	•	•	•	•	•	•
Metallic paint	•	•	Optional	Optional	Optional (DS only)	Optional	Optional	Optional	Optional
Tilt/tilting glass sunroof	•	•	Optional	Optional	Optional (DS only)	Optional	Optional	Optional	Optional
Slow plug warning light	•	•	Optional	Optional	Optional (DS only)	Optional	Optional	Optional	Optional
CVT Automatic transmission	•	•	•	•	•	•	•	•	•
Electric front windows	•	•	•	•	•	•	•	Selecta i.e. only	•
Central locking*	•	•	•	•	•	•	Optional	•	•
Remote central locking*	•	•	•	•	•	•	Optional	Selecta i.e. only	•
Automatic heating system	•	•	•	•	•	•	•	•	•
Integral front foglights	•	•	•	•	•	•	•	•	•
Rev Counter	•	•	•	•	•	•	•	•	•
Alloy wheels	•	•	•	•	•	•	•	•	•
Leather sports steering wheel	•	•	•	•	•	•	•	Optional SX i.e. only	•
Digital stereo radio/cassette + 2 speakers	•	•	•	•	DS only	•	•	•	•
Digital stereo radio/cassette + 4 speakers	•	•	•	•	DS only	•	•	•	High Power

*Not available on all models.


AFTERCARE AND SUPPORT SERVICES



With every new purchase, Fiat offers Service, Parts, Supply, Repair, Accessories, 12 Month Service Warranty, 4 Year and Unlimited Mileage New Car Warranty for the duration of the lease, finance, insurance and optional Assistance Membership with every new car registered. Please see your dealer for details. Performance figures supplied by Fiat Ltd. Fuel Consumption figures are in accordance with the European Car Fuel Consumption Order 1993. Whilst every reasonable precaution is taken in the



preparation of Catalogue, Technical Circulars, Press Kits and other literature, these documents are for the buyer's guidance only and the particulars contained therein shall not constitute representation by the Company and the Company shall not be bound thereby. Attention to the information contained herein has been made since the time of publication and the purchaser should consult his local authorized Fiat Dealer for current information. 2014/03/20



FIAT AUTO (U.K.) LTD., FIAT HOUSE,
266 BATH ROAD, SLOUGH SL1 4HL



FIAT AUTO (UK) LTD,
FIAT HOUSE,
266 BATH ROAD,
SLOUGH, BERKS, SL1 4HJ.