

CHRYSLER SPECIFICATIONS

# 300C



**CHRYSLER**





With its deeply sculpted bonnet and distinctive chrome accents, the Chrysler 300C exterior is outspoken and proud. Its interior features are equally impressive. From the instrument panel comes the glow of classic white gauge faces. The stylish passenger cabin is matched by an assertive body-colour fascia and wide-checked grille. These strong details, plus a high beltline and profile, combine to create an unforgettably magnificent road presence. With 300C, you own the road, and look as if you deserve it.



A brilliantly functional interior with available tortoise shell-style trim proves that there is more to 300C than stunning looks. Its five-speed AutoStick® automatic transmission provides spirited, clutchless manual gear changes, or ultra-easy automatic shifting, whichever you choose. Tenacious and attractive leather trimmed seats maintain its elegance, as an eight-way power driver's seat remembers your favourite driving position. The 300C interior is both cargo- and passenger-friendly, with 504 litres of versatile boot space. Split-folding 60/40 rear seats allow easy loading of long items, such as golf clubs or a rolled carpet.



A

18-Inch Ultra-Brite Aluminium Wheel



B

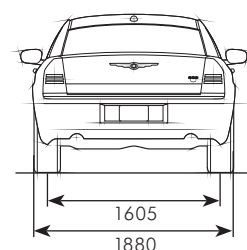
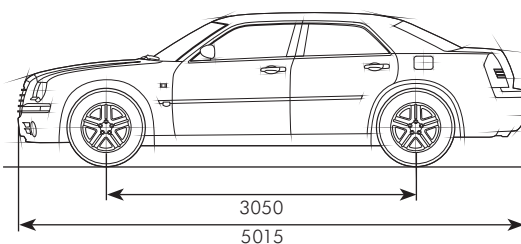
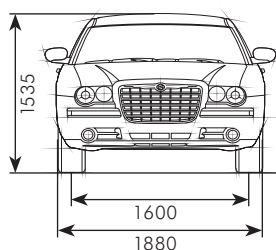
20-Inch Forged Aluminium Wheel

	A	B
300C	S	
300C SRT8		S

S = Standard.



Every 300C wheel is mated to a performance-tuned suspension that was designed to provide prowess while cornering and comfort while motoring. The high performance 6.1L SRT Hemi V8 engine produces more power and torque, 317 kW and 569 Nm to be exact, than any Chrysler passenger car since the legendary 426 Hemi of the 1960's. The 5.7L HEMI® V8 makes a statement of its own with 250 kW and 525 Nm of torque. Its Multi-Displacement System (MDS) delivers fuel efficiency by seamlessly deactivating four cylinders when full power is not required. The 3.0L CRD diesel engine delivers exceptional power, with 160 kW and 510 Nm of torque, and provides remarkable fuel efficiency and towing ability while the 3.5L V6 model delivers 183 kW and 340 Nm of torque.






\*SRT8 available colours

## EXTERIOR COLOURS

	Light Greystone Pearl	Magnesium Pearl	Steel Blue Metallic	Midnight Blue Pearl	Bright Silver Metallic	Mineral Grey Metallic	Brilliant Black Crystal Pearl	Stone White	Black
300C	1*, 2	1*, 2	1*, 2	1*, 2	1*, 2	1*, 2	1*, 2	1*, 2	1*, 2
300C SRT8			3	3	3		3		

\* Verona cloth trim available as an option for 3.5L V6 or 3.0L CRD V6 only


## UPHOLSTERY



Verona Cloth Seats  
Medium Slate Grey  
1



Royale Leather Trimmed Seats  
Light Slate Grey  
2



Royale Leather Trimmed Seats with  
Perforated Preferred Suede® Microfibre Insert  
Dark Slate Grey  
3



Genuine Chrysler Accessories such as a Removable Roof Rack will ensure that your gear is carried with the same brilliantly designed comfort on the outside of your 300C as your passengers are within. The rack accommodates accessories like the Roof-Mount Bike Carrier, a brushed aluminium carrier with fork mounts that accept many different kinds of bikes. A Six-Pair Ski and Snowboard Carrier is equally versatile, and can carry up to six pairs of skis or four snowboards or a combination of both.

\*Properly secure all cargo.

Check with your local dealer for accessory availability.



Items such as the Premium Chrome Grille allow Genuine Chrysler Accessories to add more style to the already stylish. Featuring a chromed billet aluminium shell and a unique mesh design, the grille is as durable as it is stunning. Whether it be the available 18-inch Chrome Aluminium Wheels, UConnect® Hands-Free Communication System, or Illuminated Door Sill Guards, bright ideas are abundant for the 300C.

		300C			
		3.0L CRD	3.5L V6	5.7L V8	6.1L SRT8
<b>ENGINE/TRANSMISSION</b>					
3.0L DOHC 24V Turbo Diesel V6/5-speed AutoStick®		S			
3.5L SOHC High Output 24V V6/5-speed AutoStick			S		
5.7L Multi-Displacement HEMI® V8/5-speed AutoStick				S	
6.1L SRT HEMI V8/5-speed AutoStick					S
<b>MECHANICAL</b>					
<b>Battery-Saver Feature</b> — Enhanced, programmable to turn headlamps and other switched and non-switched interior lamps off after ignition is turned off		S	S	S	S
<b>Brakes</b> — Performance 4-wheel disc antilock with vented front and rear discs		S	S	S	
— High-performance 4-wheel disc antilock with vented 14" (360 x 32mm) front and 13.8" (350 x 28mm) rear discs, includes Brembo® Performance 4-piston calipers					S
<b>Cruise Control</b> — Electronic with steering column-mounted controls		S	S	S	S
<b>Steering</b> — Power, rack-and-pinion		S	S	S	
— Performance-tuned					S
<b>Suspension</b> — Touring independent front and rear		S	S	S	
— High-performance lowered independent front and rear					S
<b>EXTERIOR FEATURES</b>					
<b>Headlamps</b> — Chrome bezel Xenon High Intensity Discharge with headlamp washers, automatic on and delay (auto headlamps – late availability)		S	S	S	S
— Fog lamps		S	S	S	S
<b>Mirrors, Exterior</b> — Power folding, chrome, heated, with memory, driver's auto-dimming and auto-adjust in reverse (body-colour on SRT8)		S	S	S	S
<b>Spoiler</b> — Boot lid, body-colour					S
<b>Sunroof</b> — Power, with one-touch open/close feature		0	0	0	0
<b>Tyres</b> — P225/60R18 BSW all-season touring		S	S	S	
— 245/45ZR20, 255/45ZR20 performance					S
— Compact spare tyre (TYREFIT tyre sealant and electric compressor system on SRT8)		S	S	S	S
<b>Windows</b> — Power with driver's and front-passenger one-touch auto-up/down, and antipinch feature		S	S	S	S
<b>Windshield Wipers</b> — 2-speed with variable intermittent mode and rain-sensing automatic features		S	S	S	S
<b>INTERIOR FEATURES</b>					
<b>Air Conditioning</b> — Automatic Dual Zone Temperature Control		S	S	S	S
<b>Air Filtration</b> — Particulate air filter		S	S	S	S
<b>Cargo Net</b> — Boot		S	S	S	S
<b>Console</b> — Floor, with 2 cup holders, coin holder, CD and mobile phone storage with 12V power outlet, and rear-seat heat and A/C outlets		S	S	S	S
<b>Electronic Vehicle Information Centre (EVIC)</b> — Reconfigurable driver-interactive up to 128-function information display with steering wheel-mounted controls		S	S	S	S
<b>Interior Accents</b> — Tortoise shell-style trim includes steering wheel upper trim, interior door pull handles and shift knob		S	S		
— Genuine California Walnut wood trim includes steering wheel upper trim, interior door pull handles and shift knob (available as part of Luxury Group)		0	0	S	
<b>Lighting</b> — Dual front map, rear reading with theatre-dimming and boot lamp		S	S	S	S
<b>Luxury Group</b> — Includes AM/FM 6 disc MP3 RDS radio and Genuine California walnut wood trim		0	0	S	
<b>Memory System</b> — Controls driver's seat, radio presets, steering column, exterior mirrors — for 2 drivers		S	S	S	S
<b>Mirrors, Interior</b> — Rearview, auto-dimming		S	S	S	S
— Visor vanity, illuminated		S	S	S	S
<b>Power Accessory</b> — 12V power outlet with delay feature located in centre console		S	S	S	S
<b>Remote Keyless/Illuminated Entry System</b> — Includes 2 transmitters		S	S	S	S
<b>Speedometer</b> — 260-km/h with electroluminescent display		S	S	S	
— 300-km/h with electroluminescent display					S
<b>Steering Column</b> — Tilt		S	S	S	S
<b>Temperature Display</b>		S	S	S	S
<b>SEATING</b>					
<b>Seats Front</b> — Front low-back buckets with manual driver's/passenger adjustable lumbar		S	S	S	
— Front low-back sport buckets with manual driver's/passenger adjustable lumbar					S
— 8-way power driver's and front-passenger		S	S	S	S
— Heated front		S	S	S	S
<b>Rear</b> — 60/40 split-folding rear bench with armrest and cup holders		S	S	S	S
— Heated rear seats (late availability)		0		0	



300C			
3.0L CRD	3.5L V6	5.7L V8	6.1L SRT8

## ENTERTAINMENT SYSTEMS

<b>Radios</b>	— AM/FM radio with single-disc CD player, changer controls	S	S		
	— AM/FM radio with integrated 6-disc CD changer and MP3 capability (available as part of Luxury Group)	0	0	S	S
<b>Sound Systems</b>	— 6 Boston Acoustics® speakers with 276-watt digital amplifier	S	S		
	— 7 Boston Acoustics speakers with 368-watt digital amplifier and subwoofer	0	0	S	
	— 13 SRT High-Performance KICKER® speakers (8 locations) with a 322-watt digital amplifier and 100-watt subwoofer amplifier				S

## SAFETY AND SECURITY

<b>Air Bags<sup>(1)</sup></b>	— Advanced multistage driver and front-passenger	S	S	S	S
	— Supplemental side-curtain for front and rear outboard occupants	S	S	S	S
<b>Child Seat Anchor System (LATCH)</b>	— Mounts for 3 child seats in the backseat help ease the installation of compatible aftermarket child seats	S	S	S	S
<b>Electronic Stability Program<sup>(2)</sup></b>	— Includes Brake Assist and all-speed traction control	S	S	S	S
<b>Rear Park Assist System<sup>(3)</sup></b>		S	S	S	S
<b>Security Alarm</b>		S	S	S	S
<b>Sentry Key®</b>	— Antitheft engine immobiliser	S	S	S	S
<b>Tyre Pressure Monitoring Display</b>	— Located in Electronic Vehicle Information Centre	S	S	S	S

S = Included. 0 = Optional.

<sup>(1)</sup>Always use seat belts. Children 12 and under should always be in a backseat correctly using an infant or child restraint system, or the seat belt positioned correctly for the child's age and size. <sup>(2)</sup>No system, no matter how sophisticated, can repeal the laws of physics or overcome careless driving actions. Performance is limited by available traction, which snow, ice and other conditions can affect. When the ESP warning lamp in the speedometer flashes, the driver needs to use less throttle and adapt speed and driving behavior to prevailing road conditions. Always drive carefully, consistent with conditions. Always wear your seat belt. <sup>(3)</sup>Always check entire surroundings before backing up.

## INTERIOR DIMENSIONS\*

<b>Head Room</b> — Front/Rear	983/966
<b>Leg Room</b> — Front/Rear	1061/1020
<b>Shoulder Room</b> — Front/Rear	1510/1466
<b>Hip Room</b> — Front/Rear	1421/1421
<b>Seating Capacity</b>	5
<b>Cargo Volume (L)</b>	504

## EXTERIOR DIMENSIONS\*

<b>Wheelbase</b>	3050
<b>Overall Length</b>	5015
<b>Overall Width</b>	1880
<b>Overall Height</b>	1535
<b>Track</b> — Front/Rear	1600/1605

## WEIGHTS

<b>Base Kerb Weight (kg)**</b>	
— 3.0L V6	1901
— 3.5L V6	1802
— 5.7L V8	1900
— 6.1L V8	1965

## TOWING

<b>Maximum Towing Capacity (kg)</b>	
— 3.0L V6	2000
— 3.5L V6	1725
— 5.7L V8	1725
— 6.1L V8	1725

## ENGINES

<b>3.0L V6</b>	
— Drivetrain	RWD
— Displacement (cc)	2987
— Compression Ratio	18.0:1
— Bore and Stroke	83.0 x 92.0
— Valve System	DOHC 24-Valve
— Power (kW @ rpm)	160 @ 4000
— Torque (Nm @ rpm)	510 @ 1600-2800
<b>3.5L V6</b>	
— Drivetrain	RWD
— Displacement (cc)	3518
— Compression Ratio	10.0:1
— Bore and Stroke	96 x 81
— Valve System	SOHC 24-Valve
— Power (kW @ rpm)	183 @ 6400
— Torque (Nm @ rpm)	340 @ 3800

## ENGINES (CONTINUED)

<b>5.7L V8</b>	
— Drivetrain	RWD
— Displacement (cc)	5654
— Compression Ratio	9.6:1
— Bore and Stroke	99.5 x 90.9
— Valve System	Pushrod 16-Valve
— Power (kW @ rpm)	250 @ 5000
— Torque (Nm @ rpm)	525 @ 4000
<b>6.1L V8</b>	
— Drivetrain	RWD
— Displacement (cc)	6063
— Compression Ratio	10.3:1
— Bore and Stroke	103 x 90.9
— Valve System	Pushrod 16-Valve
— Power (kW @ rpm)	317 @ 6000
— Torque (Nm @ rpm)	569 @ 4600

\*Dimensions in millimeters unless otherwise noted.

\*\* Kerb weight includes a 75 kg driver and full quantities of fuels and lubricants

This brochure is a publication of DaimlerChrysler Corporation. All product illustrations and specifications are subject to change. DaimlerChrysler Corporation reserves the right to make alterations in the described models and services — at any time without prior notice or obligation — which are considered necessary to the purpose of product improvement or for reasons of design and/or marketing. 300C, SRT8, HEMI, Sentry Key, and UConnect are registered trademarks of DaimlerChrysler Corporation. Boston Acoustics is a registered trademark of Boston Acoustics, Inc. KICKER is a registered trademark of Stillwater Designs and Audio, Inc. Preferred Suede is a registered trademark of Milliken & Company. Brembo is a registered trademark of Brembo SpA.

