



***DODGE NITRO SPECIFICATIONS***



# COLOURS/WHEELS/TRIM LEVELS

Nitro makes a uniquely styled statement in any colour or trim level. Whether you roll onto the scene with the SX's 16-inch alloys or mammoth 20-inch cast-aluminium wheels that are standard on the SXT model, you will be arriving with a look all your own.

In any colour and configuration, Nitro is 100 percent Dodge. Pick your colour, then run with it.



*INFERNO RED*



*BLACK*



*STONE WHITE*



*SUNBURST ORANGE*



*BRIGHT SILVER METALLIC*



*LIGHT KHAKI*



*ELECTRIC BLUE*



16" Cast-Aluminium Wheel  
Standard on SX



20" Cast-Aluminium Wheel  
Standard on SXT



**NITRO SX**



**NITRO SXT**




**A**




**E**



**B**



**C**



**D**



**F**

**Standard on SX:**

- A) Two-Tone Everest II/Wallace II Slate Grey cloth (shown upper left).
- or
- B) Two-tone Everest II/Wallace II Khaki cloth

**Standard on SXT:**



- C) Two-tone Astor/Racine Slate Grey YES Essentials® Seat Fabric.\*
- or
- D) Two-tone Astor/Racine Khaki YES Essentials® Seat Fabric\*

**Optional on SXT:**

- E) Two-tone Radar Perforated Royale Leather/Sutton Vinyl Slate Grey (shown upper right).
- or
- F) Two-tone Radar Perforated Royale Leather/Sutton Vinyl Khaki

*\*Not compatible with aftermarket fabric-protecting coatings.*

# NITRO SPECIFICATIONS



MEASUREMENTS AND WEIGHTS	SX	SXT
Tyre Sizes	P235/70R16	P245/50R20
Wheelbase	2763	
Overall length	4584	
Overall height/with roof rack	1755/1773	
Overall width/with side steps	1856/1916	
Track – Front/Rear	1549/1549	
Cargo load floor height	840	
Approach angle (degrees)*	17.0	
Breakover angle (degrees)*	20.0	
Departure angle (degrees)*	34.0	
Ground Clearance – Front/Rear*	220 / 210	
Water Forging*	482.6 mm @ 8 kph	
Front row		
– Head room	1025	
– Leg room	1036	
– Shoulder room	1443	
– Hip room	1338	
Second row		
– Head room	1019	
– Leg room	984	
– Shoulder room	1436	
– Hip room	1229	
Cargo Volume (L)		
– Rear seat up (below head rest)	389	
– Rear seat up to headliner	832	
– Rear seat down to headliner	1994	
Towing Capacity (kg)		
– braked with weight distributing hitch	2270	
– braked without weight distributing hitch	1600	
– Tongue weight with device	227	
– Tongue weight without device	160	
	<b>2.8L CRD TURBO DIESEL</b>	<b>3.6L V6 ENGINE</b>
Base kerb weight (kg)		
– SX	1940	1875
– SXT	1995	1970
Gross Vehicle Weight Rating (GVWR) (kg)	2520	2540

\*3.7L V6 specifications.

Note: All dimensions in millimetres unless otherwise noted.

# NITRO SPECIFICATIONS

POWERTRAINS	3.7L V6	2.8L CRD
Type	90° SOHC V6	DOHC I-4
SX and SXT	Standard	Optional
ENGINES	3.7L SOHC V6	2.8L CRD
— Displacement (cc)	3700	2768
— Bore and Stroke	93 x 90.8	94 x 100mm
— Compression Ratio	9.7:1	17.5:1
— DOHC/SOHC	Chain-driven SOHC 12 Valves and Cam	Belt-driven DOHC 16 Valves and Cam
— Fuel Delivery System	Sequential, multiport, returnless electronic	Generation III common-rail direct electronic (1600 bar)
— Maximum Engine Speed (rpm)	6,000	4,300
— kW @ rpm	151 @ 5,200	130 @ 3,800
— Torque Nm @ rpm	314 @ 4,000	460 @ 2,000
— Standard transmission	4-speed automatic with Variable Line Pressure (VLP)	5-speed automatic
Transfer case — Standard	MP143	
Fuel tank capacity litres	73.8	70L
Steering type	Rack-and-Pinion	
Turning diameter metres kerb-to-kerb	11.1	
Wheels — Standard (diameter x width) SX	16x6.5	
— Standard (diameter x width) SXT	20x7.5	
RATIOS		
Axle Ratio	3.73	3.21
Gear Ratio — 1st	2.84	3.59
— 2nd	1.57	2.19
— 3rd	1.00	1.41
— 4th	0.69	1.00
— 5th	—	0.83
— Reverse	2.21	3.16
— Final Drive	2.57	2.66



# FEATURES & OPTIONS

	SX	SXT
<b>Air Bags*</b>		
— Next Generation multistage front air bags	•	•
— Supplemental side-curtain air bags with roll sensing technology	•	•
<b>Air Conditioning</b> — Manual temperature control	•	•
<b>Axle</b> — Front, 30/186 mm	•	•
<b>Axle Ratio</b>		
— 3.21:1 (included with 2.8L CRD)	P	P
— 3.73:1 (included with 4-speed automatic)	•	•
<b>Battery</b> — 600-amp, maintenance-free with Battery-Saver Feature (included with 3.7L V6) 800-amp (2.8L CRD)	P	P
<b>Brake-Park Interlock</b> — Cannot shift out of Park unless brake pedal is applied (automatic transmission)	P	P
<b>Brake System</b> — 4-wheel disc brakes with ABS	•	•
<b>Child Seat Anchor System (ISOFIX/LATCH)</b> — Lower child seat anchors and upper tether anchors help ease the installation of compatible aftermarket child seats	•	•
<b>Console</b>		
— Overhead		•
— Full-length floor console includes removable cup holders, padded armrest and covered storage bin with CD storage	•	•
<b>Defroster</b> — Rear window	•	•
<b>Cruise Control</b>	•	•
<b>Door Locks</b> — Child-protection rear	•	•
<b>Door Trim Panel</b>		
— Monotone	•	
— Two-tone		•
<b>Electronic Stability Programme*</b> — ESP (includes All-speed traction control, Brake Assist & ERM)	•	•
<b>Electronic Vehicle Information Centre (EVIC)</b>		•
<b>Fascias</b>		
— Front and rear, Dark Slate Grey	•	
— Front and rear, body-colour		•
<b>Fender Flares</b>		
— Dark Slate Grey	•	
— Body-colour		•
<b>Floor Mats</b> — Front and rear	•	•
<b>Fog Lamps</b> — 2 integrated in front fascia	•	•
<b>Fuel Tank</b> — 70 litres (2.8L CRD) 73.8 litres (3.7L V6)	•	•

• = Included. P = Available within package noted. O = Optional.

# NITRO FEATURES & OPTIONS

	SX	SXT
<b>Glass</b>		
— Deep-tint sunscreen side and rear	O	•
— Solar-Control	•	•
— Tinted windshield	•	•
<b>Grille</b> — Bright front	•	•
<b>Heat Outlets</b> — Rear-seat floor-mounted	•	•
<b>Illuminated Entry</b>	•	•
<b>Instrument Cluster</b>		
— Speedometer, tachometer, oil temperature and fuel gauge	•	
— Speedometer, tachometer, oil temperature and fuel gauge with display screen		•
<b>Instrument Panel</b>		
— Monotone	•	
— 2-tone		•
<b>License Plate Brow</b>		
— Black	•	
— Bright		•
<b>Lighting (Exterior)</b>		
— Halogen headlamps	•	•
<b>Lighting (Interior)</b>		
— Map/dome reading	•	•
— Courtesy	•	•
— Rear dome lamp	•	•
<b>Locks</b> — Speed-sensitive power	•	•
<b>Mirrors (Exterior)</b>		
— Dual heated power foldaway	•	•
<b>Mirrors (Interior)</b>		
— Rearview day/night	•	
— Rearview auto-dimming		•
<b>Moulding</b>		
— Black bodyside	•	
— Body-colour bodyside		•
<b>ParkSense®</b> — Rear Park Assist†	•	•
<b>Power Accessory</b>		
— Instrument panel 12-volt auxiliary	•	•
— Rear cargo area 12-volt auxiliary	•	•
<b>Premium Security Alarm</b> — Integrated vehicle alarm system (included with Luxury Group)		P

	SX	SXT
<b>Radio</b>		
— AM/FM stereo radio and integrated 6-disc CD changer with MP3/DVD capability and auxillary audio jack	•	•
— MyGIG™ Multimedia Infotainment System includes AM/FM stereo radio and Satellite Navigation Global Positioning System with MP3/DVD capability and 20GB HDD		O
<b>Rear Cargo</b>		
— 6 tie-downs	•	•
— LOAD 'N GO™ slide-out system		•
<b>Rear Cargo Cover</b>	•	•
<b>Remote Audio Controls</b>	•	•
<b>Remote Keyless Entry</b> — With an integrated ignition key	•	•
<b>Rocker Sills</b> — Black	•	•
<b>Roof Side Rails</b> — Black	•	•
<b>Running Boards</b> — Black		O
<b>Seat Belts</b> — height-adjustable turning loops, rear with 3-point shoulder belts at all 3 seating positions	•	•
<b>Seats</b>		
— Front-passenger forward fold-flat	•	•
— Low-back cloth bucket	•	
— Premium low-back cloth bucket with YES Essentials® fabric§		•
— Low-back leather-trimmed heated/ bucket seats (included with Luxury Group)		P
— Manually adjustable	•	
— Power 6-way driver's		•
— Rear 65/35 split folding with recline	•	•
<b>Security Alarm</b> — Integrated vehicle alarm system	•	•
<b>Sentry Key®</b> — Anti theft engine immobiliser	•	•
<b>Smoker's Group</b> — Removable ashtray and cigarette lighter	•	•
<b>Speakers</b>		
— 6 total	•	
— Premium Sound System with 9 total speakers including a subwoofer and 368 watts of power		•
<b>Steering Wheel</b>		
— 4-spoke	•	
— Leather-wrapped 4-spoke		•
<b>Sun Visors</b>		
— Dual with illuminated vanity mirror and slide feature	•	•

	SX	SXT
<b>Sunroof</b> — Power with vent, tilt and slide feature, one-touch operation (included in Luxury Group)		P
<b>Suspension</b> — Performance	•	•
<b>Tilt Steering</b>	•	•
<b>Transfer Case</b> — Part-time 4WD system	•	•
<b>Tyre Pressure Monitoring Warning Lamp</b>	•	
<b>Tyre Pressure Monitoring Display</b>		•
<b>Tyres</b>		
— P235/70R16 black sidewall, all-season	•	
— 245/50R20 black sidewall, all-season		•
— Spare, full-size steel wheel	•	•
<b>Wheels</b>		
— 16" x 6.5" Alloy wheel	•	
— 20" x 7.5" Platinum-clad Alloy wheel		•
<b>Windows</b>		
— Power, front, 1-touch up and down	•	•
<b>Windshield Wipers</b>		
— Front variable intermittent	•	•
— Rear wiper/washer	•	•

## PACKAGES

<b>Luxury Group</b> — Includes leather-trimmed, heated front bucket seats, power sunroof and premium security alarm system		O
--	--	---



\*Always sit properly in the seat with the seat belt fastened. †Always drive carefully, consistent with conditions. Always wear your seat belt and obey traffic laws.

• = Included. P = Available within package noted. O = Optional.



## GENUINE DODGE ACCESSORIES: MAKE NITRO YOUR OWN

**A. IPOD® INTERFACE MODULE.** An FM-bounded system that allows you to play your iPod music files through your vehicle's sound system and maintain your music selection through your iPod control button.

**B. GARMIN® C510 PORTABLE NAVIGATION SYSTEM.** Add advanced and affordable GPS navigation. Features include touch-screen controls, complete map and point-of-interest data, turn-by-turn directional prompts, trip information, automatic re-routing, voice instructions and much more.

**C. ROOF-MOUNT BIKE CARRIERS.** Bike Carriers feature extra-large rubber inserts to help protect bike surfaces. **FORK-MOUNT** style carries one bike securely by the front fork and rear wheel. The **UPRIGHT-MOUNT** style carries one bike locked by the frame with both wheels secured. Designed for use with Sport Utility Bars (sold separately).

**D. MOULDED RUNNING BOARDS.** For a step up in stylish convenience, our Moulded Running Boards are constructed of heavy-gauge steel for safe and easy entry and exit, and feature a Black moulded-grain plastic outer cover for the finishing touch.

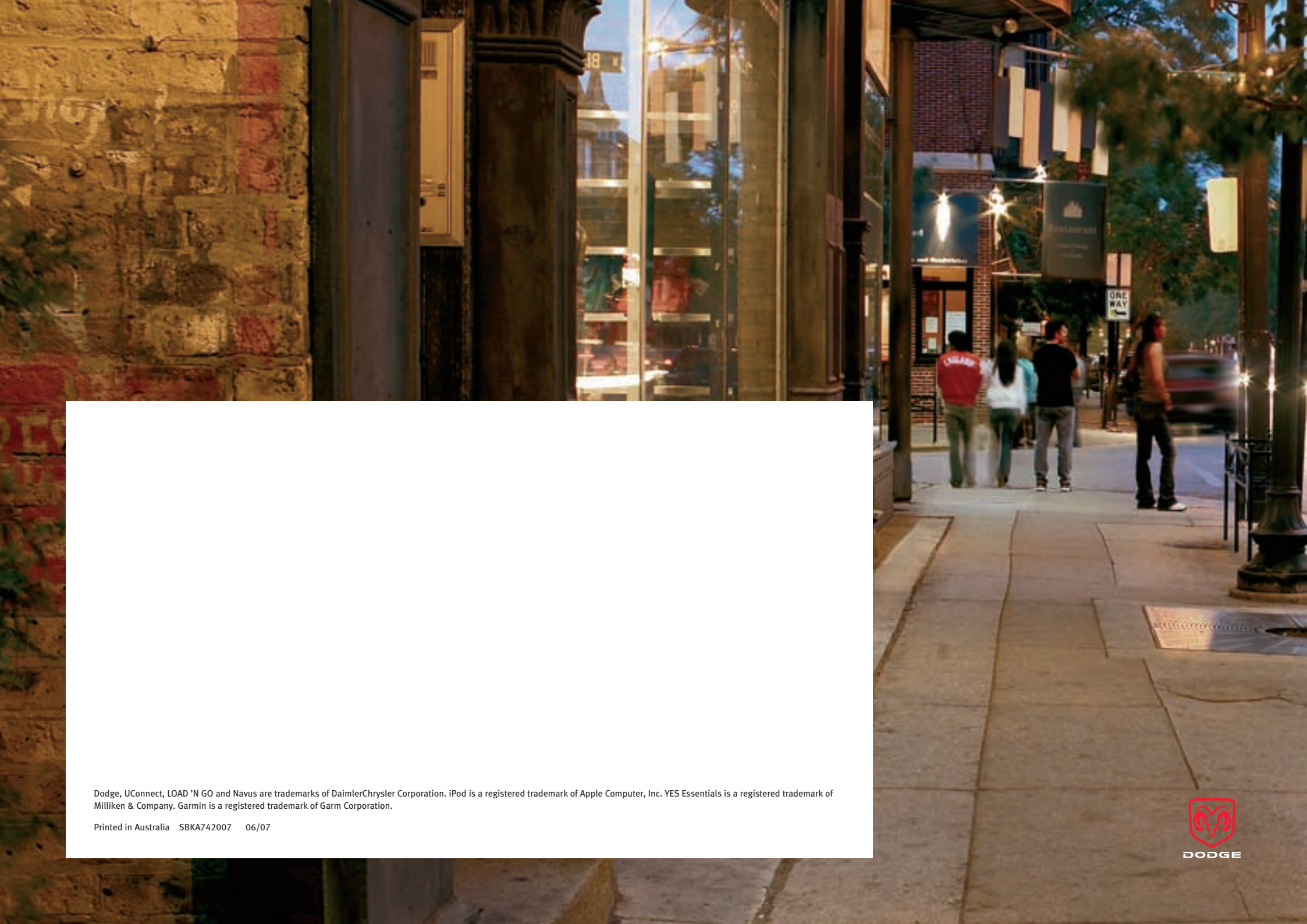
**E. 20-INCH WHEELS.** Nothing makes a statement like massive wheels, and these 20-inch Cast-Aluminium Wheels are no exception. Designed specifically for the Dodge Nitro, they fit the vehicle without any need for modification.

**F. DOOR SILL GUARDS.** Brighten up your doors with some stylish protection. Guards protect your door sills and are available in stainless steel with embossed Nitro logo. Available as a set of four, for front and rear.

**G. CHROME FRONT AIR DEFLECTOR.** Deflect road spray, dirt and bugs up and away from your Nitro's bonnet and windshield with this easily installed accessory.

**H. ROOF TOP CARGO BASKET.<sup>1</sup>** This cargo basket features high sides to help secure your cargo and a front air deflector complete with the Dodge logo. Basket mounts to Sport Utility Bars (sold separately). **ROOF BASKET CARGO NET** secures to the roof basket for added security (sold separately).

<sup>1</sup>Always check entire surroundings before backing up. <sup>2</sup>Properly secure all cargo.



Dodge, UConnect, LOAD 'N GO and Navus are trademarks of DaimlerChrysler Corporation. iPod is a registered trademark of Apple Computer, Inc. YES Essentials is a registered trademark of Milliken & Company. Garmin is a registered trademark of Garm Corporation.

Printed in Australia SBKA742007 06/07

