

Jeep  
Wrangler



# Happiest in its **natural habitat.**

From its all-but-untouchable capabilities, unmistakable seven-slot grille, and off-road-ready 4x4 convertibility, there's absolutely nothing else out there quite like Jeep® Wrangler. Built tough and backed by nearly 70 years of American legend, Jeep Wrangler puts its less capable rivals to shame. Both Wrangler and Wrangler Unlimited honour the legacy of their roots with supreme off-road performance and a rugged, authentic, and adventurous spirit. Like those Jeep 4x4s before it, each Wrangler is capable of exploits that can take you into the backcountry, where legends are born and adventures are found. So climb in and get ready for the ride of your life.





# Go anywhere, do anything.™

Both Jeep® Wrangler and Wrangler Unlimited give you the freedom to get out there and do your thing. Wrangler Rubicon's Tru-Lok® front and rear locking differentials feature electronic solenoids mounted inside the differential housing to help keep them safe from damage on the trail. The Dana 44 solid rear axle is durable, thanks to a large pinion and unitised wheel bearings. Command-Trac® part-time 4WD system features a two-speed transfer case with shift-on-the-fly capability. A four-wheel disc anti-lock brake system (ABS) with a Jeep 4WD off-road calibration system provides sustained wheel lockup on plowable surfaces like mud, sand, and gravel. The Rock-Trac® transfer case boasts a 4:1 low-gear ratio that allows Wrangler Rubicon to crawl at a low speed for even more surefooted control.

The standard 3.8-litre V6 petrol engine may be quiet and light, but that doesn't stop it from harnessing powerful 146 kW and 315 N.m of torque. An available and equally impressive 2.8-litre DOHC 16-valve 4-cylinder Common rail direct injection (CRD) turbo diesel engine pumps out 130 kW at 3,800 rpm and up to 460 N.m at 2,000 rpm. Both engines boast a 6-speed manual transmission that lets drivers enjoy more control. Or opt for an available 4-speed automatic transmission for the freedom of smooth, hands-free shifting with the 3.8-litre V6. The



2.8-litre CRD offers a 5-speed automatic with primary and alternate second-gear ratios for balanced performance and fuel economy, depending on driving conditions, as well as a second overdrive ratio for increased highway fuel economy and reduced highway speed engine noise.

Jeep vehicles are designed to perform in a variety of off-road conditions identified by five performance categories.



## ARTICULATION

The ability to keep tyres in contact with the ground, providing traction to climb over large obstacles.



## TRACTION

The ability to transfer power to the road or trail along with the ability of the suspension to keep the wheels in contact with the terrain.



## MANEUVERABILITY

The ability to navigate around obstacles that are tightly situated.



## GROUND CLEARANCE

The ability to drive over large obstacles or logs in combination with approach/departure/breakover angles.



## WATER FORDING

The ability to cross a specific depth of water at a specific speed.<sup>(1)</sup>

<sup>(1)</sup>Do not attempt water fording unless depth is known to be less than 508 mm. Traversing water can cause damage that may not be covered by the new vehicle warranty. Always off-road responsibly in approved areas.

Jeep® Wrangler Unlimited Sport shown in Bright Silver Metallic with optional Freedom top.

### **TRU-LOK® Locking Differentials**

Front and rear electronic-locking differentials balance speed between left and right wheels, maintaining forward momentum for the ultimate in Wrangler traction. The instrument panel-mounted rocker switch can lock either the rear or both axles (standard on Rubicon, available on Sport rear locking differential only).

### **COMMAND-TRAC® Transfer Case**

A NV241 GII transfer case is smooth, quiet, and tough. Ribs and a stiff outer case also reduce the potential for leakage (standard on Sport models).

### **ROCK-TRAC® transfer case**

A 4:1 low-gear ratio allows Wrangler Rubicon to crawl at a low speed for greater control and increases the amount of torque available at the wheels (standard on Rubicon).

### **Front sway bar disconnect system**

With the flip of a switch, the sway bar automatically disengages. This allows the front wheels to drop and compress up to 28 percent further on Wrangler or 33 percent further on Wrangler Unlimited (standard on Rubicon, available on Sport).

**Rock rails** Extra-tough body-mounted rails provide additional protection (standard on Rubicon).

### **Two-piece structural oil pan.**

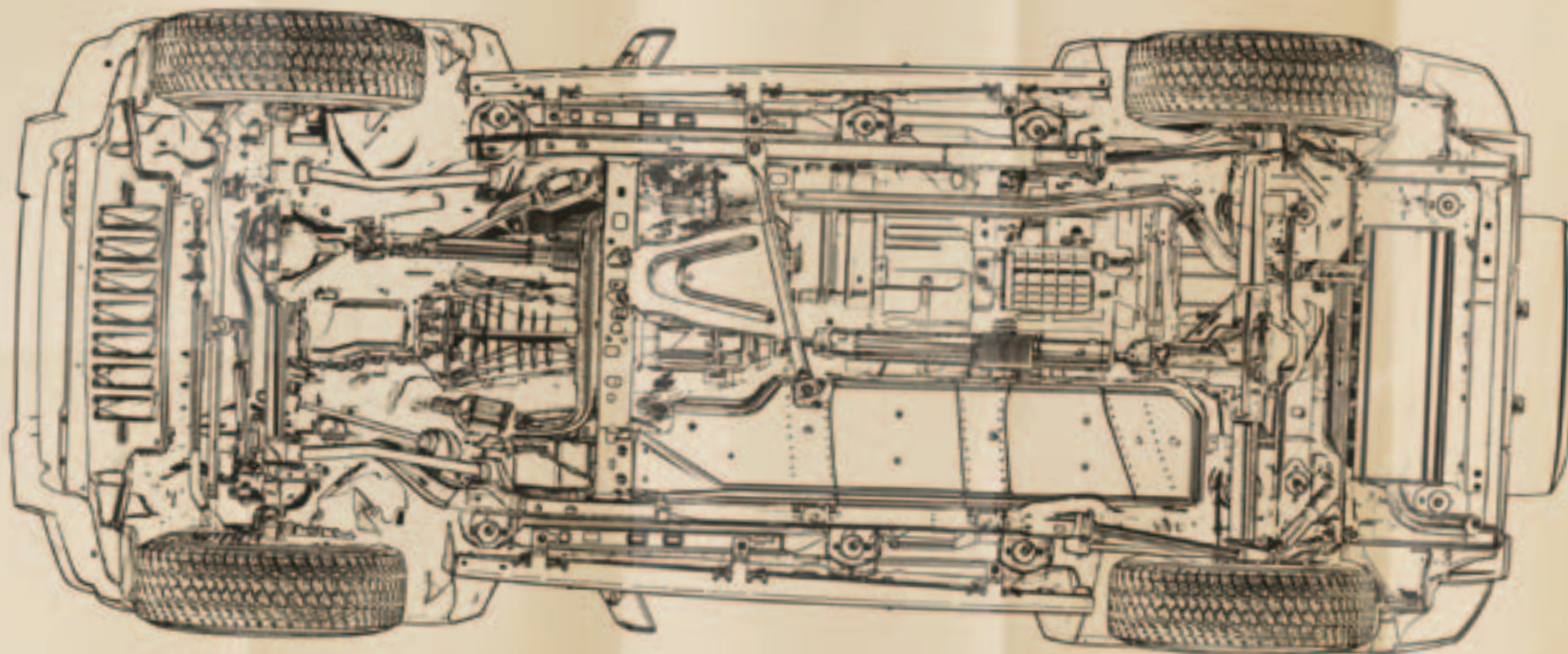
A two-piece oil pan provides a steel lower portion for impact resistance with an upper aluminium section for improved noise reduction and weight savings.

### **Ground clearance.**

Rubicon's short front and rear overhangs contribute to excellent approach and departure angles while over 250 mm of ground clearance can be found underneath.

### **Next generation Dana 44 heavy-duty solid axles.**

Durability and articulation come from heavy shafts, stiff housings, large pinion bearings, and above-centre pinion mountings. The above-centre pinion helps reduce driveshaft joint angles for smoother, quieter operation and also adds ground clearance. (Front Dana 44 standard on Rubicon, rear Dana 44 standard on all models).



### **Keep steering on course.**

Wrangler features a steering linkage and a recirculating-ball steering gear. Its robust, cross-link geometry offers the stiffest possible linkage system in a solid-axle platform for steering precision and tight turning diameter.

**Body-on-frame design.** Fully boxed for strength, stiffness, and durability.

### **Skid plates.**

Stamped steel skid plates for fuel tank, transfer case, and automatic transmission oil pan help protect Wrangler's guts when battling boulders and jagged rocks.

### **Heavy-duty suspension.**

Solid axles with locating arms, coil springs, track/stabiliser bars, front steering damper, and high-pressure gas-charged monotube shock absorbers are comfortably capable.

### **Drive by wire.**

The Electronic Throttle Control (ETC) system helps prevent the "pedal bobble" that often occurs when in 4WD-low (4LO) mode. ETC's special off-road calibrations help the driver to "feather in" the throttle over uneven terrain, logs, and rocks. The difference is night and day and is akin to walking versus bouncing along tough off-road events.


### **Tunable monotube shock absorbers.**

A proprietary Low-Speed Tunable (LST) valve technology is firm at low speeds for improved feel on rocks and offers a more relaxed feel at higher speeds for optimum highway driving.

**Torque to tow.** Unlimited can confidently tow up to 2,300 kg when properly equipped with the Authentic Jeep® Trailer Tow Package by Mopar.

### **Off- and on-road brake systems.**

A four-wheel disc anti-lock brake system (ABS) with a Jeep 4WD off-road calibration system provides more sustained wheel lockup on plowable surfaces — like mud, sand, and gravel — than normal ABS for improved stopping performance.



# Adventurous nature.

## Sport.

Jeep® Wrangler Sport and Unlimited Sport are the basis of the Jeep experience — the 4x4 starting point for fun and adventure.

Drive Wrangler Sport and you become part of a Jeep community that lives to find a new kind of freedom anywhere, anytime. Like the freedom to explore your country's back roads, tracks, and hideaways.

You have the option to leave the standard soft top down in a light rainstorm, thanks to the removable carpets, floor-drainage plugs and water-resistant interior. Or the power to pass on the freeway with powerful petrol or diesel engines. Or the confidence to know Wrangler Sport's standard Command-Trac® 4WD will go virtually anywhere you direct it. And whether you choose two doors or four doors, you have the option of driving with the doors off and the windshield down when off-roading.<sup>(1)</sup>

Jeep owners have always moved to their own beat, and so now you can plug and play your own MP3 tunes on the standard Uconnect™ Media Centre 135 CD/DVD/MP3 radio with audio jack to really crank up the volume on life's adventures.

Choose Sport or Unlimited sport to set yourself free in a way that only a Jeep vehicle could.

<sup>(1)</sup>Be sure to follow all instructions in Owner's Manual for removal of top, doors and lowering of windshield. Driving with doors off and windshield down is for off-road use only. Properly secure all cargo.



## Washin' where?

Wrangler's standard wash-out interior has drain plugs so you can come clean no matter how messy your adventures are.

# My, what nice **claws** you have.

## Rubicon.

When it comes to massive capability, Rubicon and Unlimited Rubicon have the brawn.

Jeep® Wrangler Rubicon and Unlimited Rubicon boast impressive approach and departure angles, ground clearance, solid front and rear axles, locking differentials, off-road tyres, steel plate underbody armour and a 4:1 low range for great off-road capability. Heavy-duty rock rails are bolted directly to the frame for added strength and durability when sliding over rocks and boulders.

When it's best to go wisely and slowly, Rubicon's Rock-Trac® dual-range transfer case in combination with the transmission and axle ratio's provides an incredible 73.1:1 crawl ratio — allowing for a controlled 0.8 km/h cruise up the rocks. Flip a switch and Rubicon disengages its standard 'front sway bar' for even more front axle articulation in 4WD-low (4LO) mode. The Tru-Lok® front and rear locking differentials provide additional traction control options to tackle obstacles where others falter.

Standard All-speed Traction Control (ASTC) works in tandem with the Electronic Stability Control (ESC)<sup>1)</sup> and uses a special set of calibrations for driving in 4WD 4LO that applies the brakes more aggressively and for longer duration than traditional traction control.

When control is everything, choose Rubicon or Unlimited Rubicon.



<sup>1)</sup>No system, no matter how sophisticated, can repeal the laws of physics or overcome careless driving actions. Performance is limited by available traction, which snow, ice and other conditions can affect. When the ESC warning light in the speedometer flashes, the driver needs to use less throttle and adapt speed and driving behaviour to prevailing road conditions. Always drive carefully, consistent with conditions. Always wear your seat belt.



Jeep® Wrangler Unlimited Rubicon shown in Deep Water Blue Pearl with Black Tubular Side Steps and Soft Top Boot, Genuine Jeep Accessories by Mopar.



Rubicon's muscular capability grabs you with standard off-road-ready tyres. You're good to Go Anywhere, Do Anything™ right out of the box.



# Play it safe out there.

Jeep® Wrangler's safety and security features are far-reaching.

**1. Advanced Multi-Stage Front Air Bags<sup>(1)</sup>** provide nearly instantaneous occupant protection by matching air bag output to crash severity.

**2. Seat-Mounted Supplemental Side Air Bags<sup>(1)</sup>** deploy from the outboard side of each front seat to enhance protection of the driver and front passenger in certain impacts. Each available side air bag has its own impact sensor in order to autonomously trigger the air bag on the side where the impact occurs.

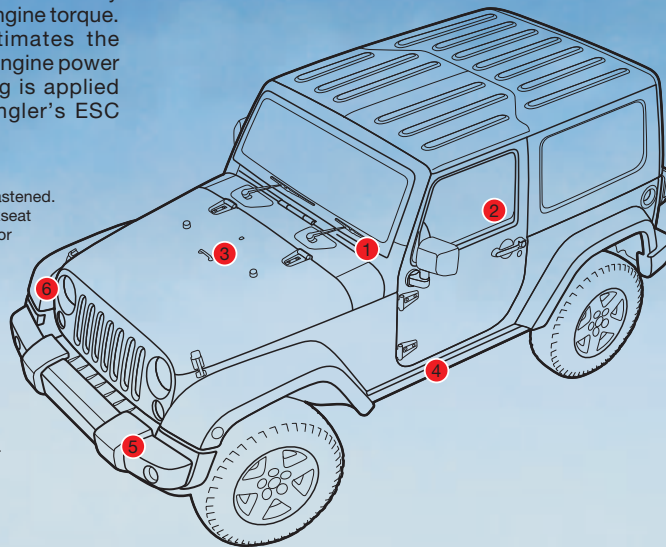
**3. Electronic Stability Control (ESC)<sup>(2)</sup>** is designed to assist drivers in maintaining control of their vehicle at all times, especially on low-friction surfaces, including wet, snowy, icy, sandy, or gravel roads. ESC uses the collective technologies of anti-lock braking system (ABS), hydraulic brake assist, traction control, and Electronic Roll Mitigation (ERM) to constantly monitor the driver's input against the vehicle's actual course. If needed, ESC will attempt to correct the vehicle's course by automatically applying the brake and/or reducing engine torque. Meanwhile, the ERM system estimates the potential for wheel lift. If necessary, engine power is reduced and appropriate braking is applied to help stabilise the vehicle. Wrangler's ESC

features three modes: Full-on is the default mode, partial-on mode shuts off traction control and full-off mode is ideal for negotiating off-road events.

**4. Mid-mounted fuel tank** includes wide-spaced front frame rails to cradle the fuel tank between the wheels for added protection. The fuel tank features a robust 2.5 mm skid plate for added protection during off-road activity.

**5. Energy-Absorbing Front Rail Extensions** are crushable, hydroformed front rail tips that can be serviced after low-speed (up to 13 km/h) impact events.

**6. Halogen Headlamps and Fog Lamps** improve both down-road lighting and lighting directly in front of the vehicle.



<sup>(1)</sup>Always sit properly in the seat with the seat belt fastened. Children 12 and under should always be in a backseat correctly using an infant or child restraint system or the seat belt positioned correctly for the child's age and weight. <sup>(2)</sup>No system, no matter how sophisticated, can repeal the laws of physics or overcome careless driving actions. Performance is limited by available traction, which snow, ice and other conditions can affect. When the ESC warning light in the speedometer flashes, the driver needs to use less throttle and adapt speed and driving behaviour to prevailing road conditions. Always drive carefully, consistent with conditions. Always wear your seat belt.

# Proud nudist.

There's no place the sun doesn't shine.

Crank the stereo, pop the top, and experience wind-at-your-back freedom. Wrangler's full-framed removable doors<sup>(1)</sup> offer even more open-air freedom. You don't need to go far to leave it all behind.




**Sunsational soft tops.** The Sunrider® Soft Top now features a convenient cable release that lets you quickly get cover or let the sun shine in without having to fold back the entire top. It also completely folds down and tucks away. Made of a three-ply fabric, the top reflects road sounds, absorbs wind noise, prevents buffeting, and enhances overall insulation.

**Heavenly hardtop.** The available Freedom Top® three-piece modular hardtop allows you to control how much sun you let in by separating into three manageable and easy-to-store pieces. Without the two front panels, the back of the hardtop becomes easier for two adults to remove.

**Removable Tops.** Hardtop. Soft top. Or both. Equally fun ways to bare it all.

**Foldable Windshield.<sup>(1)</sup>** Your panoramic views also improve off-road visibility.



**Removable Doors.<sup>(1)</sup>** For that breeze-in-your-sandals experience while on the trails.

<sup>(1)</sup>Be sure to follow all instructions in Owner's Manual for removal of top, doors, and lowering of windshield. Driving with doors off and windshield down is for off-road use only.





# Wrangler specifications

## POWERTRAIN

<b>Engine</b>	3.8L Petrol V6	2.8L CRD I-4 Turbo Diesel CRD
<b>Displacement (cc)</b>	3,778	2,777
<b>Power</b>	146 kW @ 5,000 rpm	130 kW @ 3,800 rpm
<b>Torque</b>		
Manual transmission	315 N.m @ 4,000 rpm	410 N.m @ 2,000-2,600 rpm
Automatic transmission	315 N.m @ 4,000 rpm	460 N.m @ 2,000 rpm
<b>Fuel System</b>	Sequential multipoint, electronic fuel injection	Direct Injection, Common-Rail 1,600 bar
<b>Valve System</b>	OHV, 12 valves, hydraulic lifters roller camshaft followers	DOHC, belt drive, 16-valve
<b>Construction</b>	Cast-iron block, aluminium alloy heads	
<b>Electronic Throttle Control</b>	Std.	
<b>Mounts</b>	Cast-iron mounting brackets with tuned 3-point dual preloaded elastomeric bushings	
<b>Exhaust System</b>	Long-life, stainless steel	
<b>Transmission</b>		
	6-speed manual with overdrive, synchronised in all forward gears and reverse, multi-rail shift system with top-mounted shift lever Std.	
	4-speed automatic with overdrive (includes off-road skid plate), hydraulic actuated clutch with dual-mass flywheel system, electronic governor, electronically controlled converter clutch Opt. — 3.8L V6	
	5-speed automatic with overdrive, electronic governor, electronically controlled converter clutch Opt. — 2.8L CRD	

## ELECTRICAL SYSTEM

<b>Alternator 3.8L V6/2.8L CRD</b>	140A/180A
<b>Battery 3.8L V6/2.8L CRD</b>	600/825 CCA, maintenance-free
<b>Cooling fan</b>	On-demand, 2-speed electric with thermally activated circuit breaker

## FOUR-WHEEL-DRIVE SYSTEM (transfer case)

<b>Command-Trac® NV241 GII</b> (includes off-road skid plate), part-time, 2-speed, with shift-on-the-fly, 2.72:1 low-gear ratio	Std. — Sport
<b>Rock-Trac® NV241 OR</b> (includes off-road skid plate), part-time, 2-speed, with shift-on-the-fly, 4.0:1 low-gear ratio	Std. — Rubicon

## GEAR RATIO/CRAWL RATIO (6-speed manual transmission; standard axle ratio)

Model	First Gear Ratio	Transfer Case (4LO)	Axle Ratio	Crawl Ratio
<b>Sport</b>	4.46	2.72	3.21	38.9
<b>Rubicon</b>	4.46	4.00	4.10	73.1

## CAPACITIES/WEIGHTS/TOWING (kg unless otherwise specified)

<b>Mid-Mounted Fuel Tank (includes off-road skid plate) (litres)</b>	
2-door/Unlimited (3.8L V6)	70.4/85.2
2-door/Unlimited (2.8L CRD)	66.6/85.2
<b>Base Kerb Weight</b>	
2-door (3.8L V6)	1,750-1,940
2-door (2.8L CRD)	1,850-2,035
Unlimited (3.8L V6)	1,900-2,105
Unlimited (2.8L CRD)	1,985-2,155
<b>Towing Capacity</b>	
2-door	1,600
Unlimited	2,300
<b>Tongue Load Limit (2-door/Unlimited)</b>	160/170

## BODY/SUSPENSION/CHASSIS

<b>Body Design</b>	Boxed steel frame with crushable, hydroformed front rail tips	Std.
<b>Suspension</b>	Live solid axles, 5-link front/rear, coil springs, leading arms, track/stabiliser bars, and front steering damper	Std.
<b>Shock Absorbers</b>	(gas-charged), high-pressure monotube with low-speed tunable valve technology	Std.
<b>Sway Bar Disconnect System</b>	remote electronically activated, front	Available — Sport, Std. — Rubicon
<b>Steering Type</b>	Power, recirculating ball with damper	
<b>Overall Ratio</b>	2-door/Unlimited	16.7:1/14.7:1
<b>Turning Diameter</b> (kerb-to-kerb) (m), 2-door/Unlimited		10.4/12.3
<b>Steering Turns</b> (lock-to-lock), 2-door/Unlimited		3.5/3.1

## BRAKE SYSTEM

<b>4-Wheel Disc</b>	Hydraulic, power-assisted, 332 mm vented front/316 mm solid rear	Std.
<b>Electronic Stability Control</b>	Four-wheel anti-lock, with on- and off-road calibrations, four-channel, active wheel-speed, vehicle-speed, steering-wheel-angle, yaw-rate, and lateral-acceleration sensors, vehicle stability management with 3-stage activation switch, all-speed traction control, Brake Assist, Electronic Roll Mitigation and Electronic Brake Distribution	Std.
<b>Parking Brake Type</b>	Drum-in-hat, off-road rated	

## INTERIOR DIMENSIONS (mm unless otherwise specified)

<b>Seating Capacity</b> 2-door front/2-door rear	2/2
Unlimited front/Unlimited rear	2/3
<b>Head Room with Hardtop</b> front	1,048
rear	1,025
<b>Leg Room</b> front	1,040
rear, 2-door/Unlimited	905/945
<b>Shoulder Room</b> front	1,417
rear 2-door/Unlimited	1,566/1,443
<b>Hip Room</b> front	1,413
rear, 2-door/Unlimited	1,136/1,440

## CARGO VOLUME (litres)

<b>Rear Seat Folded</b>	
2-door (hardtop)	425
Unlimited (hardtop)	935
<b>Behind Rear Seat</b>	
2-door (hardtop)	142
Unlimited (hardtop)	498

## EXTERIOR DIMENSIONS (mm)

<b>Wheelbase</b> 2-door/Unlimited	2,424/2,947
<b>Track</b> front/rear	1,572/1,572
<b>Overhang</b> front	804
rear, 2-door/Unlimited	995/1,000
<b>Ground Clearance</b> 2-door front axle to ground/rear axle to ground	267/259
Unlimited front axle to ground/rear axle to ground	267/257
<b>Approach/Breakover/Departure Angle</b> 2-door	38.4°/25.1°/31.3°
Unlimited	38.4°/20.8°/31.4°

## Colour



Flame Red



Bright Silver Metallic



Black



Natural Green Pearl



Stone White



Red Rock Crystal Pearl



Deep Water Blue Pearl


NOTE: Due to occasional printing irregularities, the colours shown may vary slightly from actual hues.

## Trim Level



### Sport

Everest/Wallace II Cloth — Standard on Wrangler Sport and Wrangler Unlimited Sport



Dark Slate Grey/Medium Slate Grey




Dark Khaki/Medium Khaki



### Rubicon

Canyons/Racine Cloth with Stain Repel<sup>TM</sup> Seat Fabric Inserts — Standard on Wrangler Rubicon and Wrangler Unlimited Rubicon



Dark Khaki/Medium Khaki



Dark Slate Grey/Medium Slate Grey

<sup>TM</sup>Not compatible with aftermarket fabric-protecting coatings.

## Wheels



17-inch Moab Cast Aluminium Painted Sparkle Silver

— Standard on Wrangler Sport and Wrangler Unlimited Sport




17-inch Moab Cast Aluminium Satin Carbon

— Standard on Wrangler Rubicon and Wrangler Unlimited Rubicon


## Dimensions




2 door: 1873mm  
4 door: 1877mm



4223mm



4751mm



Hard Top:  
1840mm

Soft Top  
1865mm

# Features and Options

	2-DR		4-DR	
	SPORT	RUBICON	UNLIMITED SPORT	UNLIMITED RUBICON
<b>CAPABILITY</b>				
<b>Axle Ratio</b>	— 3.21:1 (included with manual transmission)	•		•
	— 3.73:1 (packaged with automatic transmission or Off-Road Group)	P		P
	— 4.10:1		•	•
<b>Axle Front</b>	— Next Generation Dana 44 heavy-duty solid	•	•	•
	— Next Generation Dana 30 solid	•		
<b>Rear</b>	— Next Generation Dana 44 heavy-duty solid	•	•	•
<b>Differentials</b>	— Tru-Lok® front and rear electronic remote locking		•	•
	— Tru-Lok rear electronic remote locking (packaged with Off-Road Group)	P		P
<b>Four-Wheel-Drive System</b>	— Command-Trac® NV241 GII manual, part-time transfer case	•		•
	— Rock-Trac® NV241 OR manual, part-time transfer case		•	•
<b>Powertrain</b>	— 3.8L V6 engine with 6-speed manual transmission	•	•	•
	— 3.8L V6 engine with 4-speed automatic transmission	O	O	O
	— 2.8L I-4 CRD engine with 6-speed manual transmission	O <sup>(6)</sup>		O
	— 2.8L I-4 CRD engine with 5-speed automatic transmission	O		O
<b>Rock Rails</b>	— Protective, black, painted steel, heavy-duty		•	•
<b>Skid Plates</b>	— Protective; fuel tank (2.5 mm), transfer case (3.5 mm), 4-speed automatic transmission (4 mm) (if equipped)	•	•	•
<b>Sway Bar Disconnect</b>	— Electronically controlled, disconnecting front sway bar (packaged with Off-Road Group)	P	•	P
<b>EXTERIOR</b>				
<b>Doors</b>	— Removable full-framed metal with power windows	•	•	•
<b>Fender Flares</b>	— Black, moulded-in-colour	•	•	•
<b>Lighting</b>	— 2 halogen fog lamps, located in front bumper	•	•	•
<b>Steps</b>	— Tubular side steps, diamond plate surface pattern (packaged with Renegade Pack)	P		P
<b>Tyres</b>	— 245/75R17 Goodyear, Wrangler Silent Armour, OWL All-terrain	•	•	•
<b>Tops</b>	— Soft top; easy-folding; three-ply sailcloth	•		•
	— Dual top group with hardtop and Sunrider® soft top (packaged within Renegade pack)	P	•	P
<b>INTERIOR</b>				
<b>Air Conditioning</b>	— Manual temperature controls	•	•	•
<b>Console</b>	— Full floor with front and rear cup holders, locking storage with drop-in bin and armrest	•	•	•
<b>Floor Mats</b>	— Front, carpeted	•	•	
	— Front and rear, carpeted			•
<b>Gauges</b>	— Compass, temperature and mini-trip display (includes average fuel economy, distance to empty or elapsed time)	•	•	•
<b>Remote Keyless Entry</b>		•	•	•
<b>Seating, Fabric</b>	— Cloth	•	•	•
<b>Seats Front</b>	— 4-way manual, driver's seat height adjuster	•	•	•
<b>Rear</b>	— Fold and Tumble removable bench	•	•	
	— 60/40 split-folding bench			•

	2-DR		4-DR	
	SPORT	RUBICON	UNLIMITED SPORT	UNLIMITED RUBICON
<b>Steering Wheel</b>	— Leather-wrapped with cruise control	•	•	•
<b>Windows</b>	— Power windows with front one-touch down operation	•	•	•
<b>SAFETY AND SECURITY</b>				
<b>Air Bags</b>	— Advanced multistage driver and front-passenger <sup>(1)</sup>	•	•	•
	— Supplemental front seat-mounted side <sup>(1)</sup>	O	O	O
<b>Brakes</b>	— 4-wheel disc anti-lock with on-/off-road calibration	•	•	•
<b>Electronic Stability Control (ESC)<sup>(2)</sup></b>	— Includes Brake Assist, All-speed Traction Control, Electronic Roll Mitigation, Hill Start Assist and Brake Lock Differentials	•	•	•
<b>Sentry Key<sup>(3)</sup></b>	— Anti-theft engine immobiliser	•	•	•
<b>Warning Lamp</b>	— Tyre pressure monitoring	•	•	•
<b>UCONNECT MULTIMEDIA</b>				
<b>Media Centre Radios</b>	— Media Centre 135 CD/DVD/MP3 radio with Audio Jack	•	•	•
	— Media Centre 230 6CD/DVD/MP3 radio with Audio Jack (packaged within Renegade Pack on Sport models)	P	O	P
	— Media Centre 731N CD/DVD/HDD/NAV radio with 16.5 cm touch screen, GPS Navigation <sup>(4)</sup> , 30GB hard drive (4,250 song capacity), Uconnect Phone <sup>(5)</sup> , Voice Command <sup>(6)</sup> and Audio Jack	O	O	O
<b>Audio System</b>	— Six speakers	•	•	•
	— ∞Infinity® audio system with 6-speakers, 368 watt amplifier and subwoofer (packaged with Media Centre 731N or Media Centre 230)	P	P	P
<b>Uconnect Phone<sup>(4)</sup></b>	— Hands-free calling with Address Sync, Bluetooth®, Voice Command® (packaged with Media Centre 731N CD/DVD/HDD/NAV radio)	P	P	P
<b>PACKAGES</b>				
<b>Off-Road Group</b>	— Tru-Lok® rear, remote locking differential, electronic front sway bar disconnect and 3.73:1 axle ratio	O		O
<b>Renegade Pack</b>	— Media Centre 230 6CD/DVD/MP3 radio with Audio Jack, ∞Infinity® audio system with 6-speakers, 368-watt amplifier and subwoofer, deep tint sunscreen glass; Dual Top Group and tubular side steps	O		O

• = Included. P = Available within package noted. O = Optional.

<sup>(1)</sup> Always use seatbelts. Children 12 and under should always be in a back seat correctly using an infant or child restraint system, or the seat belt positioned correctly for the child's age and weight.

<sup>(2)</sup> No system, no matter how sophisticated, can repeal the laws of physics or overcome careless driving actions. Performance is limited by available traction, which snow, ice and other conditions can affect. When the ESC warning lamp in the speedometer flashes, the driver needs to use less throttle and adapt speed and driving behaviour to prevailing road conditions. Always drive carefully, consistent with conditions. Always wear your seat belt.

<sup>(3)</sup> Never program while driving. GPS mapping may not be detailed in all areas or reflect current road regulations. See your dealer for details. <sup>(4)</sup> Must use Bluetooth® compatible phone <sup>(5)</sup> Requires Uconnect Phone

<sup>(6)</sup> Only available as special order.

GENUINE

Jeep®

ACCESSORIES BY MOPAR

When you enhance your Jeep® Wrangler with Genuine Jeep Accessories by Mopar, you gain far more than substantial style, premium protection, powerful performance, or extreme entertainment. It is a difference you will recognise in the higher standards and tighter tolerances required of original equipment accessories.



**SUN BONNET.** Constructed of durable soft-top material, our popular Sun Bonnet is compatible with both soft top and hardtop vehicles. It features an excellent seal to the windshield header.



**SATIN BLACK TUBULAR SIDE STEPS.** Get a step up in style while getting in and out of your Wrangler with ease. Extra-wide stepping surfaces also help prevent slipping. Also available in Chrome.



**Uconnect.** The 16.5 cm touch-screen Uconnect gps™ provides entertainment, information, communication, and navigation all through an AM/FM/CD/DVD stereo system. A 30GB hard drive lets you store photos, playlists, maps and points of interest, as well as rip, stash, organise, and shuffle up to 4200 digital music files from CDs, integrated USB port, or exterior input jack.



**CHROME FUEL FILLER DOOR.** Corrosion-resistance meets custom good looks. Fuel Filler Door replaces existing fuel door and brightly complements any body-colour.

™This radio does not include Uconnect phone features.

**For a full accessories range brochure  
visit your dealer or [jeep.com.au](http://jeep.com.au)**



**Jeep®**  
[jeep.com.au](http://jeep.com.au)

All product illustrations and specifications are based upon current information at the time of publication approval. Although descriptions are believed correct, accuracy cannot be guaranteed. Chrysler Group LLC reserves the right to make changes from time to time, without notice or obligation, in prices, specifications, colours, materials and to change or discontinue models. See your dealer for details. Jeep, Wrangler, Jeep grille, Command-Trac, Freedom Top, Mopar, Rock-Trac and Tru-Lok are registered trademarks and Go Anywhere, Do Anything and Uconnect are trademarks of Chrysler Group LLC. Bluetooth is a registered trademark of Bluetooth SIG, Inc. Sunrider is a registered trademark of Bestop, Inc. iPod is a registered trademark of Apple, Inc. All right reserved.

PRINTED IN AUSTRALIA      SBJK2010      06/10