

NEW DOBLÒ CARGO.



PROFESSIONAL



To emphasise the brand's strong identity, for the first time the Fiat Professional logo becomes the official signature of all its commercial vehicles, starting with the New Doblò Cargo range, today even more comprehensive.

A BETTER WAY

to work.

AN EVEN MORE FUNCTIONAL AND COMFORTABLE WORK ENVIRONMENT, THE STYLE OF A CAR, BETTER PERFORMANCE AND INCREASED PRODUCTIVITY, THANKS TO LOW RUNNING COSTS: THE NEW DOBLÒ CARGO HAS BEEN DESIGNED TO ADD VALUE TO THE WORK OF EVERY PROFESSIONAL. WITH ITS WIDE AND VERSATILE RANGE, THE NEW DOBLÒ CARGO IS AN INVALUABLE PARTNER FOR MEETING ALL REQUIREMENTS WITH FINE-TUNED, INTELLIGENT SOLUTIONS, MAKING THE DAY EASIER AND MORE SATISFYING AS WELL AS MAINTAINING ITS STATUS AS THE BEST PLACE TO WORK. NEW DOBLÒ CARGO: MORE FUNCTIONALITY, MORE PERFORMANCE, MORE VALUE.



MORE FUNCTIONALITY
more comfort in the cab.



• RADIO CD MP3 WITH
BLUETOOTH®

• STEERING WHEEL WITH
AUDIO CONTROLS



Generous storage pockets in the front door panels

Radio with MP3 player

Instrument panel with
chrome inserts

The New Doblò Cargo provides a broad offer of state-of-the-art infotematic systems, with radios featuring

Bluetooth®, to permit hands-free phone calls, and USB port/AUX socket.

MORE FUNCTIONALITY

more productivity.



The New Doblò Cargo is designed to be at the top of the category in terms of performance and ergonomic solutions, as demonstrated by the regular shape of the load compartment, the convenient handles (both vertical external and "pullcup" internal), practical 180° rear door opening and the sliding side door, which thanks to its wide opening permits access to the load compartment even in tight spaces. Its low load threshold facilitates loading/unloading operations, while the volume of up to 5 m³, the load capacity greater than 1 tonne and the internal length of up to 2.17 m make the New Doblò Cargo perfect for any use, maintaining its status of "best in class" in the category and the best work partner.



Convenient and practical load compartment threshold



Ergonomic vertical side door handles



Rear wing door handle which is easy to open, even with a single finger



Wide opening of sliding side door





MORE PERFORMANCE

more satisfying to drive.

“BEST IN CLASS” IN TERMS OF HANDLING AND DRIVING COMFORT: THE NEW DOBLÒ CARGO, THANKS TO ITS BI-LINK SUSPENSION, THE IMPROVED GEARBOX AND CLUTCH AND ITS WIDE RANGE OF ENGINES, ENSURES SMOOTH AND COMFORTABLE DRIVING IN EVERY SITUATION.

ADDITIONALLY, THANKS TO THE “AN ENGINE FOR EVERY JOB” STRATEGY, THE NEW DOBLÒ CARGO OFFERS THE UTMOST PERFORMANCE, ACCORDING TO THE VARIOUS PROFESSIONAL REQUIREMENTS AND TYPES OF USE. ITS POWER UNITS, IDEAL BOTH IN TOWN AND ON LONG HAULS, ARE ABLE TO OFFER MORE IMPRESSIVE PERFORMANCE, HIGH TORQUE AT ALL SPEEDS AND OPTIMAL CONSUMPTION, FOR GREAT RUNNING COSTS.

MORE PERFORMANCE

more saving

The "EcoJet" versions of the 90 HP 1.3 MultiJet II and 105 HP 1.6 MultiJet II engines offer a considerable reduction in terms of fuel consumption and emission levels, thanks to the use of the Start&Stop system, low rolling resistance tyres, low-viscosity oil, "intelligent" alternator, variable displacement oil pump and aerodynamic pack. This all permits a reduction in consumption of up to 15%.

ECOJET

ENGINE VERSIONS

- Four MultiJet II Diesel engine versions
 - 1.3 MultiJet II 90 HP
 - 1.6 MultiJet II 105 HP
 - 1.6 MultiJet II 90 HP Comfort-Matic
 - 2.0 MultiJet II 135 HP
- One petrol version:
 - 1.4 MPI 95 HP

NEW

- EcoJet versions:
 - on 1.3 MultiJet II reduced consumption, up to 64.2 mpg and 115 g/km CO₂. Savings of up to 12%
 - on 1.6 MultiJet II reduced consumption, up to 60.1 mpg and 125 g/km CO₂. Savings of up to 15%

The 1.3 litre and 1.6 litre turbodiesel engines offer enhanced torque response, higher at low revs (on the 1.3 MJet an increase of 40% approx.) and consequently with greater flexibility and quicker engine response times. The 90 HP 1.3 MultiJet II and 105 HP 1.6 MultiJet II engines are also available in "EcoJet" versions.



1.3 MULTIJET II 90 HP



1.6 MULTIJET II 105 HP

MORE PERFORMANCE

engines

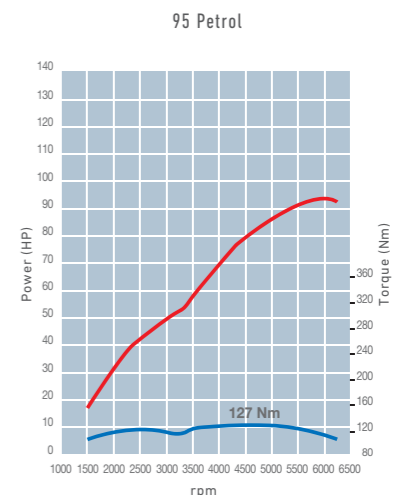
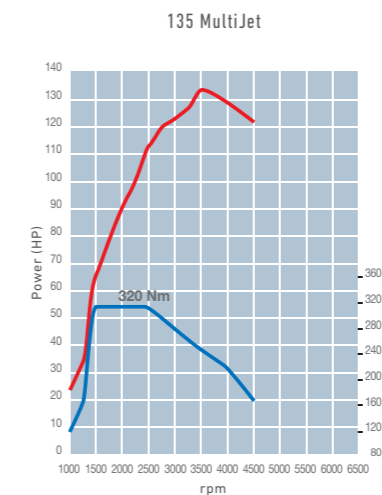
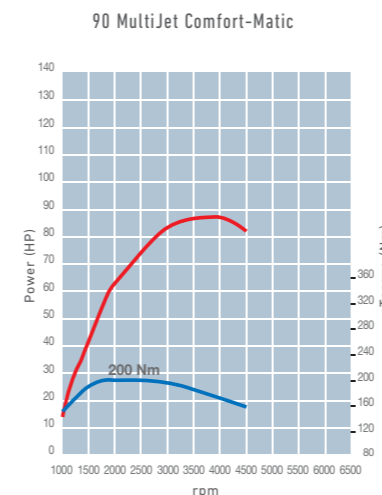
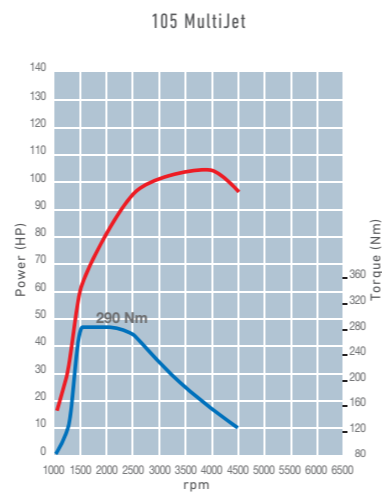
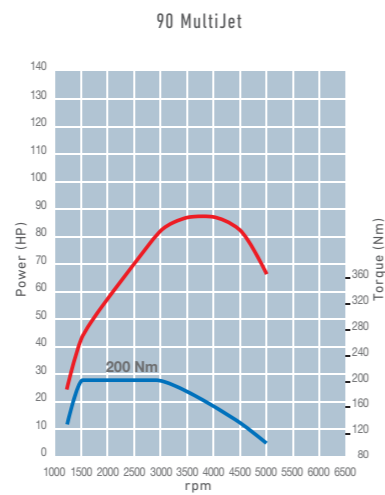
90 MultiJet
 Displacement cc: 1248
 Power: 90 HP at 4,000 rpm
 Torque: 200 Nm (20.4 kgm) at 1,500 rpm
 Injection: direct Common Rail Multi Jet II with electronic control, turbo and intercooler
 Euro 5+ with DPF / Euro 5+ with DPF and Start&Stop / Euro 5+ ECOJET 90 HP with DPF, Start&Stop and ECOPack

105 MultiJet
 Displacement cc: 1598
 Power: 105 HP at 4,000 rpm
 Torque: 290 Nm (29.6 kgm) at 1,500 rpm
 Injection: direct Common Rail MultiJet with electronic control, turbo and intercooler
 Euro 5+ with DPF / Euro 5+ with DPF and Start&Stop / Euro 5+ ECOJET 90 HP with DPF, Start&Stop and ECOPack

90 MultiJet Comfort-Matic
 Displacement: 1598
 Power: 90 HP at 4000 rpm
 Torque: 200 Nm (20.4 kgm) at 1,500 rpm
 Injection: direct Common Rail MultiJet with electronic control, turbo and intercooler
 Euro 5+ with DPF and Start&Stop

135 MultiJet
 Displacement: 1956
 Power: 135 HP at 3,500 rpm
 Torque: 320 Nm (32.6 kgm) at 1,500 rpm
 Injection: direct Common Rail MultiJet with electronic control, turbo and intercooler
 Euro 5+ with DPF

95 Petrol
 Displacement: 1,368
 Power: 95 HP at 6000 rpm
 Torque: 127 Nm (12.9 kgm) at 4,500 rpm
 Injection: Multipoint electronic injection (MPI), sequential, phased turbo and intercooler, returnless system
 Euro 6 / Euro 6 with Start&Stop



— Power
 — Torque

MORE PERFORMANCE

more driveability.



One suspension, many uses



Standard versions

- excellent roadholding
- specific setup for excellent dynamic behaviour



Maxi and increased capacity versions

- excellent performance
- longitudinal trailing arms and specific cross bars
- anti-roll bar and specific setup for optimum dynamic performance levels in all load conditions



Combi versions

- maximum comfort
- exceptional handling in all driving conditions
- anti-roll bar and specific calibration



Traction+ is the innovative traction control system that improves the vehicle traction on the most challenging surfaces, with poor grip. Under conditions of low grip from any drive wheel, the system control unit detects slip and brakes it, transmitting the drive torque on the wheel with greater grip on the ground. In this way, the vehicle's performance is more comfortable, ensuring the best stability and handling.

The New Doblò Cargo is the most comfortable workplace, because it adopts rear independent Bi-link suspension to offer the driveability of a saloon, plus comfort for passengers, excellent behaviour in all load conditions and great roadholding: "Best in class" handling. Thanks to the modularity of its components,

the suspension is calibrated specifically in accordance with the vehicle's function.

The New Doblò Cargo also uses the Traction+ electronic control system to increase the vehicle's traction on low-grip surfaces.



Embossed black mirrors



Body-coloured painted mirrors



Embossed black bumpers



Body-coloured painted bumpers



Rear light with Fiat logo

NEW STYLE

exterior.

THE NEW DOBLÒ CARGO FEATURES A THOROUGHLY RESTYLED DESIGN, USING THE SAME APPROACH AS CAR DESIGN. EMERGING FROM THE MORE MODERN AND DISTINCTIVE FRONT END IS A MORE STREAMLINED BONNET THAT FOLLOWS THE CURVE OF THE ROOF, THE NEW BUMPERS AND A FRONT GRILLE, PLUS THE NEW REAR LIGHT CLUSTERS THAT HIGHLIGHT THE HORIZONTAL PROGRESS OF THE LINES AND ENCLOSE THE FIAT LOGO. THESE NEW FEATURES MAKE FOR A MORE HARMONIOUS WHOLE, IN WHICH THE NEW DOBLÒ CARGO, WHILE REMAINING TRUE TO ITSELF, HAS A MORE COMPACT, WELL PROPORTIONED APPEARANCE.



TYRE PRESSURE MONITORING SYSTEM (TPMS)

This monitors the pressure of the tyres constantly, indicating any loss in pressure directly on the on-board display.



ELECTRONIC STABILITY CONTROL (ESC)

This system intervenes in emergency situations, such as sudden swerving manoeuvres to avoid an obstacle. It monitors parameters such as lateral acceleration, speed, grip and angle of the steering wheel. It processes the data and, if necessary, intervenes on the drive torque and the braking system to bring the vehicle back to conditions of perfect stability.



CRUISE CONTROL

Cruise Control allows you to set the cruising speed and keep it constant.

THE BEST RANGE
for working.



SAFETY

IN THE FIELD OF SAFETY, ROADHOLDING IS ENSURED BY THE ADOPTION AS STANDARD OF THE MOST ADVANCED ELECTRONIC STABILITY CONTROL DEVICES, SUCH AS ABS WITH ELECTRONIC BRAKEFORCE DISTRIBUTOR (EBD), ESC COMPLETE WITH ASR (ANTI SLIP REGULATION), HBA (HYDRAULIC BRAKE ASSIST) AND HILL-HOLDER (HILL START ASSISTANCE) SYSTEMS. THE TPMS ALSO GUARANTEES CONSTANT MONITORING OF TYRE PRESSURE. THE FRONT AIRBAGS AND FRONT SIDE BAGS PROTECT BOTH HEAD AND CHEST. COMPLETING THE EQUIPMENT DEDICATED TO SAFETY ARE: THE FPS (FIRE PREVENTION SYSTEM), BODY WITH CRUMPLE ZONES, STEERING SYSTEM WITH COLLAPSIBLE TELESCOPIC STEERING COLUMN AND KNEE PROTECTION.

The New Doblò Cargo offers the widest range in the segment, to grow your business and bring more quality to your day. Vans for goods transport, Combi for goods and people transport, both with two height variants and two lengths. Doblò Work Up, the ideal pick-up for all occasions

and Chassis cab with platform, in two lengths, for creating the vehicle best suited to your professional needs. There's a huge number of different body types, possible versions and solutions, ranging from vans to rapid fixed-route vehicles, versions outfitted for specific uses and special vehicles.



DOBLÒ CARGO

Van.

Versatile, robust and agile: the short wheelbase low roof version of the Doblo Cargo is an ideal companion for all types of business. Practical and functional in all situations, it boasts an exceptional capacity and ease of loading. The 6 floor hooks help restrain and fix loads safely.



Panelled van



Panelled van with 1 sliding side door



Panelled van with 2 sliding side doors



Semi-glazed van



Semi-glazed van with 1 sliding side door



Semi-glazed van with 2 sliding side doors



Glazed van with 2 sliding side doors



Rear door with 2 wings, panelled



Rear roof window (opt. 585) available with 2-wing glazed or panelled rear door



Rear door with 2 wings, glazed (opt. 519)



Tailgate up-and-over, glazed (opt. 148)

External dimensions

Wheelbase	2755
Length	4406
Width	1832
Height	1845

Load compartment dimensions (mm)

Length	1820
Width	1714
Height	1305
Width between wheel arches	1230
Load threshold height (unladen)	545
Volume	3.4 m ³
Capacity including driver	750/900*/1005* Kg

▲ On increased capacity petrol versions
 ♦ On increased capacity versions



DOBLÒ CARGO

Maxi.

With 35 cm extra length, the Maxi van offers record-breaking interior space and volume. The load compartment, with appropriate lighting provided by removable roof lights, is easily accessible thanks to a load threshold only 55 cm from the ground and the wide rear doors which can be opened out to 180°.



Panelled van with 1 sliding side door
 Panelled van with 2 sliding side doors
 Semi-glazed van with 2 sliding side doors
 Glazed van with 2 sliding side doors

Rear door with 2 wings, panelled
 Rear door with 2 wings, glazed (opt. 519)
 Tailgate up-and-over, glazed (opt. 148)

External dimensions

Wheelbase	3105
Length	4756
Width	1832
Height	1880

Load compartment dimensions (mm)

Length	2170
Width	1714
Height	1305
Width between wheel arches	1230
Load threshold height (unladen)	545
Volume	4.2 m ³
Capacity including driver	900 [▲] /1005 Kg

▲ On petrol versions



DOBLÒ CARGO

High roof.

Dedicated to those who demand the ultimate in load space from an agile and compact van.

The Doblò Cargo High roof offers you an additional 25 cm height and 0.6 m³ of volume than the standard version, with no change in the vehicle's horizontal dimensions.



Panelled van



Panelled van with 1 sliding side door



Panelled van with 2 sliding side doors



Semi-glazed van



Semi-glazed van with 1 sliding side door



Semi-glazed van with 2 sliding side doors



Glazed van with 2 sliding side doors



Rear door with 2 wings, panelled



Rear door with 2 wings, glazed (opt. 519)

External dimensions

Wheelbase	2755
Length	4406
Width	1832
Height	2125

Load compartment dimensions (mm)

Length	1820
Width	1714
Height	1550
Width between wheel arches	1230
Load threshold height (unladen)	545
Volume	4.0 m ³
Capacity including driver	750/900 [▲] /1005 [♦] Kg

▲ On increased capacity petrol versions
♦ On increased capacity versions



DOBLO CARGO

XL.

Greatness knows no limits, and the Doblo Cargo XL shows it, because it combines the length of the Maxi and the height of the High Roof. That way you can load even very large items, thanks to a load compartment (2.17 m long, 1.71 m wide and 1.55 m tall) able to carry more than a tonne.



Panelled van
with 2 sliding side doors



Semi-glazed van
with 2 sliding side doors



Glazed van
with 2 sliding side doors



Rear door
with 2 wings, panelled



Rear door
with 2 wings, glazed



Oddments compartment in load compartment

External dimensions

Wheelbase	3105
Length	4756
Width	1832
Height	2125

Load compartment dimensions (mm)

Length	2170
Width	1714
Height	1550
Width between wheel arches	1230
Load threshold height (unladen)	545
Volume	5 m ³
Capacity including driver	1005 Kg



DOBLÒ CARGO

Work Up.

A genuine work partner, designed, made and guaranteed entirely by Fiat, the Doblo Work Up is also ideal for working in city centres and wherever you need a compact, easy-to-handle vehicle day in, day out. It can transport high loads, moving nimbly through the city streets.

With its 4.98 m total length and loading capacity (payload up to 1000 kg and maximum permitted load of 1450 kg on rear axle), the Doblo Work Up knows no rivals.

The body with marine plywood platform is its real strength: 2.3 m long, 1.82 m wide and with 4.2 m² surface area, it can accommodate up to 3 Euro pallets or 33 crates of fruit.

External dimensions

Wheelbase	3105
Length	4981
Width	1872
Height	2049

Load compartment dimensions (mm)

Length	2300
Width	1818
Side height	368
Load threshold height	910
Load surface	4.2 m ²
Capacity including driver	1000 Kg

Hooks for securing loads on pole rack wall Side access steps



External compartment with lock for storing tools up to 2 metres in length



Foldaway side release levers



Internal steps folding into sideboards



Slot for load retaining hooks



DOBLÒ CARGO

chassis cab with platform.

The Doblò Cargo chassis cab version with platform is designed to easily accommodate the most diverse outfits, in line with the most diverse professional requirements.

Available with both short and long wheelbase, it can be converted, for example, for refrigerated bodies, fixed and tipper beds, and small camper bodies. The payload, chassis dimensions and structural and electrical solutions are great for all types of conversion.



Chassis cab with platform

Chassis cab with Maxi platform



Transformer socket - electrical interface for connecting body equipment services (opt. 081) Spare wheel accessible from the rear and compatible with most bodies (opt. 980) Lighting setup with extra-long cable and rear light cluster (opt. 4EA)

Anchorage points on the cab and platform, optimum setup for all types of body

External dimensions	Wheelbase short	Wheelbase long
Wheelbase	2755	3105
Body length	2285	2795
Body width	1870	1870
Load compartment dimensions (kg)		
Max. GVW	2494	2505
Max. load permitted on front axle	1200	1200
Max. load permitted on rear axle	1450	1450



DOBLÒ COMBI

5 comfortable seats and a load capacity of up to 425 kg. The Doblò Combi is the ideal vehicle for both people and goods transport and is available with short wheelbase, in Maxi and XL versions.



Load compartment



Combi
with 2 sliding side doors



Combi Maxi
with 2 sliding side doors



Combi XL
with 2 sliding side doors



Combi semi-glazed
with 2 glazed sliding side doors and
a third panelled window (opt. 526)



Combi Maxi semi-glazed
with 2 glazed sliding side doors and
a third panelled window (opt. 526)



Combi XL semi-glazed
with 2 glazed sliding side doors and
a third panelled window (opt. 526)



Rear door
with 2 wings, panelled
(opt. 516)



Rear door
with 2 wings, glazed



Tailgate
up-and-over, glazed



Rear door
with 2 wings, glazed



Folding and fold-down rear seats



Combi XL

External dimensions	Wheelbase short	Maxi	XL
Wheelbase	2755	3105	3105
Length	4406	4756	4756
Width	1832	1832	1832
Height	1845	1880	2125
Luggage compartment dimensions			
Length	950	1300	1300
Width	1195	1261	1261
Height	1250	1250	1495
Minimum width	1120	1191	1191
Rear shelf level	600	600	600
Volume (m ³)	0.79/ 3.2*	1.05/ 4.0*	1.05/ 4.8*
Capacity including driver	5p + 425 Kg	5p + 425 Kg	5p + 425 Kg

* With back seats folded down without partition tube.

Oddments shelf (capucine).



Compartment under passenger seat.

Under the passenger seat is a compartment that allows items to be stored tidily and away from prying eyes.



Removable roof light.

The load compartment can be illuminated by a practical roof light that can be removed if needed to act as a portable torch. Once replaced in its housing, the torch will recharge automatically.



Rigid rear shelf.

Available only on Combi short wheelbase. Supports up to 70 kg.



Seats.

Depending on the version, many practical solutions are available for the driver and passenger seats:

- backrest adjustment
- lumbar area adjustment
- armrest adjustment
- passenger backrest that folds down to a table (for Combi version)
- longitudinal seat sliding
- possibility of fitting side bags and anti-whiplash headrest

Optional



Electric adjustable and folding mirrors.

The New Doblò Cargo's double parabola door mirrors ensure a panoramic rear view combined with the utmost practicality, since they can be adjusted and folded electrically from inside.



Climate control systems.

All the versions of the New Doblò Cargo can be equipped with manual or automatic dual zone climate control.

With automatic dual zone climate control, the display in the dashboard's central console provides all information necessary and automatically controls the temperature of the cab, the air flow, the distribution, the activation of the compressor and the recirculation, according to the set temperature and environmental conditions.



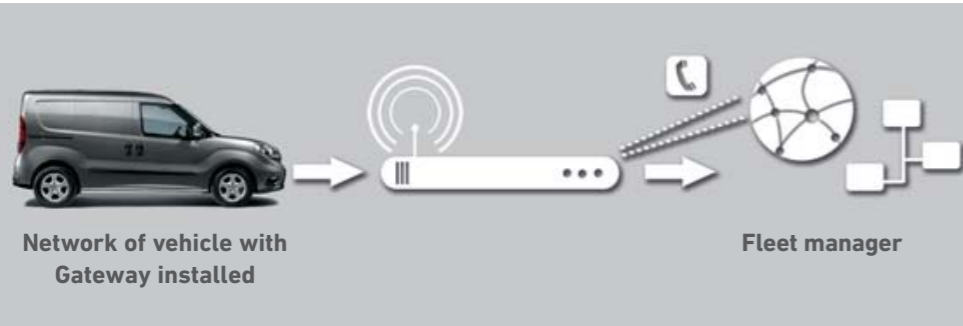
Steering wheel with integrated radio controls.



Comfort-Matic gearbox.

On request the Comfort-Matic robotised gearbox is available on the 90 HP turbodiesel MultiJet, which offers the utmost convenience when driving, above all in urban centres, fuel economy and reduction of emissions. There are two possible ways of using it: sequential or completely automatic, for choosing the preferred driving style.





Gateway-interface for fleet management.

The gateway is a device installed directly on the vehicle, which by interfacing with the on-board network and through a standard connector permits access in a standard format (FMS - Fleet Management System) to all information regarding the status of the vehicle for a third device, which can then transmit the data required for fleet management. For more information consult the conversion manual at the www.fiatprofessional-converters.com site.

Internal roof bars.

On request, the load compartment can be fitted with practical roof bars, which allow long objects to be stowed without occupying the lower part of the compartment and all of its capacity therefore to be exploited to the full.

Rear roof flap.


The upper part of the load compartment can be opened thanks to the practical roof flap, which permits the transport of long items like ladders or pipes in complete safety.



Partitions.

The load compartment and cab can be separated by many types of partition: panelled, panelled with win-

dow and ladder. The panelled partitions are also available with internal soundproofing.



Optional



Load compartment cover.

The floor of the compartment can be metal or lined with a protective plastic panel.



Fog lights.

Optional, they are installed in the lower part of the front bumper to guarantee maximum efficiency.

Parking sensors.

The ultrasonic parking sensors activate when reverse is engaged and advise the driver that an obstacle is approaching through an intermittent sound.



The New Doblò Cargo is completed by a wide range of original accessories, all of extremely high quality, created by Mopar®, the reference brand for services, customer care, original spare parts and accessories for the brands of FCA. More than 100 accessories including devices and systems that will make your new vehicle even more efficient and functional for your business. From the luggage boxes to the loading roller and the side ladder holder, up to the various types of tow hook, all you have to do is choose the solution most

appropriate to meet your needs. There's also a wealth of solutions dedicated to transport that, together with the anti-theft systems, mats, seat covers and much more besides, can add value to your new commercial vehicle and work. Mopar® has also developed and created a complete line of merchandising characterised by great attention to research into materials, design and functionality, such as, for example, the leisure bags, electric bikes, barbecue set etc.



More care for your car

ORIGINAL MOPAR® ACCESSORIES

Front rubber mats



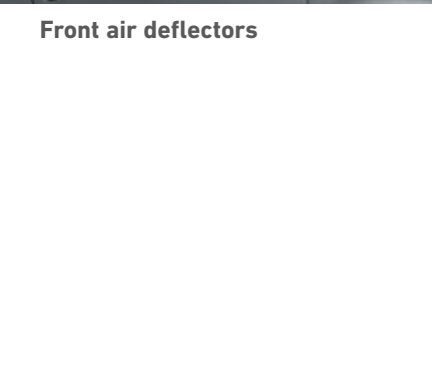
Crossbars. Kit of 3 aluminium bars.



Side ladder holder for crossbars



Pipes holder box



Front air deflectors



Rear splash guards

DOBLÒ CARGO INTERIOR TRIM



STAR GREY 260 STAR RED 231 PACMAN GREY 246/265 PACMAN RED 279 TECNOSPACE GREY 310 TECNOSPACE RED 329 PIERCE GREY 229

HUB CAPS AND RIMS



15" HUB CAPS 16" HUB CAPS 15" ALLOY WHEELS 16" ALLOY WHEELS 16" ALLOY WHEEL RIMS LINEACCESSORI

BODY / INTERIOR TRIM COLOUR COMBINATIONS

TRIM LEVELS	CARGO		CARGO SX		COMBI	COMBI SX		CARGO	WORK UP		
Interiors	STANDARD								OPTIONAL/ LEATHERETTE	STANDARD	
Dashboard	GREY		BUBBLE GREY	BUBBLE RED	GREY	BUBBLE GREY	BUBBLE RED	GREY	GREY		
Seats	STAR		PACMAN		PACMAN	TECNOSPACE		PIERCE OPT 728*	STAR		
Colours	Grey 260	Red 231	Grey 246	Red 279	Grey 265	Grey 310	Red 329	Grey 229	Grey 260	Red 231	
Exteriors	pastel colours										
249 White	■	■	■	■	■	■	■	■	■	■	
168 Red	■	■	■	■	■	■	■	■	■	■	
479 Blue	■	■	■	■	■	■	■	■	■	■	
Exteriors	metallic colours opt 210										
261 Pearl	■	■	■	■	■	■	■	■	■	■	
293 Red	■	■	■	■	■	■	■	■	■	■	
448 Light Blue	■	■	■	■	■	■	■	■	■	■	
487 Navy Blue	■	■	■	■	■	■	■	■	■	■	
590 Bordeaux	■	■	■	■	■	■	■	■	■	■	
695 Grey	■	■	■	■	■	■	■	■	■	■	
612 Light Grey	■	■	■	■	■	■	■	■	■	■	
632 Black	■	■	■	■	■	■	■	■	■	■	

DOBLÒ CARGO BODY COLOURS

PASTEL COLOURS



White 249



Red 168



Blue 479

METALLIC COLOURS



Pearl 261



Red 293



Light Blue 448



Navy Blue 487



Bordeaux 590



Grey 695



Light grey 612



Black 632

CIAO FIAT

00 800 342 800 00

Customer Assistance Service

A single number to feel special. Call 00.800.3428.0000 free from all over Europe* to request: ROADSIDE ASSISTANCE, towing and intervention in the event of breakdown and accidents (24 hours a day, 7 days a week). INFORMATION, details and assistance on models, services, sales network and test drives.

*Check whether your call will be free by contacting your network operator.

CIAO FIAT

PROFESSIONAL MOBILE

Available on the
App Store

Available on
Google play



Ciao Fiat Professional Mobile is the original Fiat Professional application for all its customers. You can access a range of services and assistance at the touch of a finger, wherever you are. Search Fiat Professional Mobile on App Store and Google Play.



Mopar® Vehicle Protection offers the only range of Fiat Chrysler Automobiles approved assistance and maintenance schemes.

Offering services designed to care for your vehicle, it ensures that all servicing operations are carried out at Fiat Chrysler Automobiles authorised dealerships and workshops in Europe by highly qualified and specialised technicians, using original spare parts.



Choose the professional vehicle closest to your needs: Fiat Professional welcomes you in more than 1,700 Dealerships and 2,700 Service Centres throughout Europe to guarantee solutions designed for your business and a range of dedicated services.



Download and install a QR code reader free of charge on your smartphone, scan the code and follow the instructions to connect, via internet*, to the fiatprofessional.co.uk site.

* Navigation costs according to the tariff of your network operator.

www.fiatprofessional.co.uk

Model trim levels and optional extras may vary according to specific market or legal requirements. The details contained in this publication are purely indicative. Fiat may change the models described in this publication at any time for reasons of a technical or commercial nature.
Fiat Marketing 04.3.2349.52 - S - 02/2015 - Printed in Italy - Tap Grafiche - Poggibonsi - Siena.
Printed on chlorine-free paper.

