



500^L FAMILY

FIAT FINANCIAL SERVICES*

Fiat Financial Services offers a comprehensive range of finance and insurance plans including Fiat i-Deal PCP, traditional Hire Purchase, Guaranteed Asset Protection Insurance and SMART Repair Insurance. Please ask your Fiat dealer for more information or visit the www.fiat.co.uk website. Written quotations available on request.

FIAT CONTRACT HIRE**

Fiat Contract Hire provides hassle free motoring for private and business customers - you benefit from low initial outlay, regular rentals and no worry about disposing of your vehicle at the end of the contract. You can also include a full maintenance package within the monthly rental. For more information please contact your Fiat dealer. Written quotations available on request.

*Fiat Financial Services is a trading style of FCA Automotive Services UK Ltd. FCA Automotive Services UK Ltd is authorised and regulated by the Financial Conduct Authority (Firm Reference Number 312683 and CCI-IP-421472). Credit available to anyone aged 18 or over subject to status. A guarantee may be required. Written quotations are available from FiatFinancial Services, PO Box 4465, Slough, SL1 0RW.

**Fiat Contract Hire is a trading style of FCA Fleet Services UK Ltd. FCA Fleet Services UK Ltd holds Interim Permissions with the Financial Conduct Authority for credit purposes (CCI-IP-439467). Credit available to anyone aged 18 or over subject to status. A guarantee may be required. Contract Hire facilities are available subject to credit approval. Written quotations are available from Fiat Contract Hire, PO Box 4590, Slough, SL1 0WU.



500^L

GROWING UP IS COOL.

"STYLE
IS THE
IMAGE OF
CHARACTER."

Edward Gibbon



HAVING A FAMILY MAY CHANGE YOUR LIFESTYLE, BUT NOT WHO YOU ARE. AND THOSE WHO SEE THEIR INNER CHILD THROUGH THE EYES OF THEIR OWN CHILDREN KNOW THAT HAVING A FAMILY IS A GREAT OPPORTUNITY TO MAKE ROOM FOR THE BEAUTY OF EVERYDAY.

THE FIAT 500L REFLECTS THIS SPIRIT AS IT WAS DESIGNED FOR THE WISHES AND LIFESTYLES OF FAMILIES OF ALL SHAPES AND SIZES: CHOOSE THE FIAT 500L OR FIAT 500L MPW FOR AN URBAN STYLE OR THE FIAT 500L TREKKING FOR AN ADVENTUROUS LOOK.



"ADULTS
ARE ONLY KIDS
GROWN UP."

Walt Disney



500L

WHETHER WITH FRIENDS OR RELATIVES, THE FIAT 500L CAN ACCOMMODATE THEM ALL, COMFORTABLY. WITH A **PASSENGER VOLUME OF 3.17 M³**, THE CAR PROVIDES A TRAVELLING EXPERIENCE TO MEET YOUR NEEDS AND THOSE OF YOUR PASSENGERS. WITH THE FIAT 500L, IT'S NOT JUST THE DESTINATION THAT COUNTS, BUT THE WAY YOU EXPERIENCE EACH JOURNEY.

THE FIAT 500L EXPANDS THE CONCEPT OF FUNCTIONALITY. MEASURING 4.15 METRES IN LENGTH, 1.78 METRES WIDE AND 1.66 METRES HIGH, IT TEAMS THE SPACE AND INTERIOR COMFORT OF AN MPV WITH THE PARKING PRACTICALITY OF A CITY CAR.



The ample size and space of the Fiat 500L is combined with first-rate functionality and comfort. The **ribbon windows and glazed pillars** provide greater visibility and facilitate parking. The dashboard groups together the instrument panel and the main controls for the multimedia system in two distinct areas, as well as containing convenient storage compartments.



FIAT 500L: 1500 INTERNAL SPACE CONFIGURATIONS.

THE FIAT 500L CAN CARRY 5 PEOPLE AND UP TO 5 TROLLEY BAGS THANKS TO ITS 400 LITRE BOOT. WHAT'S MORE, THE LOAD COMPARTMENT FEATURES A HOST OF POCKETS AND HOOKS TO TAKE ANYTHING YOU NEED WITH YOU IN COMPLETE SAFETY.

TO ENHANCE COMFORT AND INTERIOR SPACE FURTHER, THE FIAT 500L OFFERS YOU A HOST **OF SEAT ADJUSTMENTS**. THE FRONT PASSENGER SEAT WITH FOLDING TABLE BACKREST OR THE SPLIT REAR SEATS CAN BE LONGITUDINALLY ADJUSTED. THANKS TO THE **FOLD&TUMBLE** FUNCTION, IT ALLOWS THEM TO FOLD DOWN ONTO THEMSELVES IN ONE SIMPLE ACTION. THIS PROVIDES A FLAT LOAD PLATFORM THAT UTILISES THE ENTIRE LENGTH OF THE CAR.





BRIGHT AND SUNNY, THE FIAT 500L IS A WINDOW OUT TO THE WORLD THANKS TO THE RIBBON WINDOWS AND LARGE PANORAMIC SUNROOF BOASTING A SURFACE AREA OF A GENEROUS 1.5 M², THE LARGEST IN ITS CATEGORY, AVAILABLE BOTH IN A FIXED OR ELECTRONICALLY-OPERATED SKYDOME VERSION.



“ANY PLACE
YOU LOVE IS
THE WORLD
TO YOU.”

Oscar Wilde



500L
MPW

DISCOVER A FIAT 500L WITH PLENTY OF ROOM FOR NEW FRIENDS, PASSIONS AND OPPORTUNITIES. INTRODUCING THE FIAT 500L MPW, DESIGNED FOR THOSE WHO LIKE TO LIVE BIG AND TRAVEL BIG. IT'S ALL THANKS TO ITS CATEGORY-TOPPING INTERIOR DIMENSIONS WITH 7 SEATS* IN JUST 4 METRES AND 35 CENTIMETRES. ADD IN THE IRREVERENT SPIRIT OF THE FIAT 500, AN UNMISTAKEABLE DESIGN AND A SPACIOUS AND FUNCTIONAL INTERIOR, AND YOU'LL WANT TO EXPERIENCE THE FIAT 500L MPW SEVEN DAYS A WEEK.

* The 2 additional seats in the rear of the vehicle are for persons up to 1.65m tall.



'The more the merrier'. It's the philosophy behind the Fiat 500L MPW's third row of seats. That's where you'll find two seats designed to accommodate two passengers of up to 1.65m, without restricting the usable boot space.

MORE ROOM, MORE PEOPLE





The Fiat 500L MPW is the perfect example of how efficient use of space and an iconic design can coexist in harmony. The adjustable second row of seats means you can enjoy a **boot capacity of up to 493 litres** when the third row is folded down. But it's when the second row of seats is folded down that the magic truly begins, with **up to 1590 litres** of loading space, so you don't have to leave anything behind. The front passenger seat folds down too, so let your imagination run wild. Make it a handy table for your coffee, or **load objects up to 2.6 metres long**.

MORE ROOM, MORE FLEXIBILITY.

“ALL OUR DREAMS CAN COME TRUE, IF WE HAVE THE COURAGE TO PURSUE THEM.”

Walt Disney



500L
TREKKING



FIAT 500L TREKKING: FOR FAMILIES WHO LOVE TO EXPLORE. EVERY DAY IS WORTH EXPLORING IN THE FIAT 500L TREKKING: A TRUE FREE SPIRIT FOR GREAT AND SMALL OUTDOOR FUN. TRAVELLING FROM THE BUSIEST CITY STREETS TO THE MOST ADVENTUROUS TRAILS IS AS EASY AS PRESSING A BUTTON THANKS TO TRACTION+, THE INNOVATIVE CONTROL SYSTEM FOR TACKLING SNOW OR SLIPPERY SURFACES.

THE STANDARD EQUIPMENT OF THE FIAT 500L TREKKING ALSO INCLUDES MUD AND SNOW TYRES, WHICH ARE IDEAL EVEN IN THE TOUGHEST SITUATIONS.



If you're going to travel, travel well. The **Fiat 500L Trekking** has a vibrant **crossover look**, a high ride and bespoke bumpers with a protective shield fitted as standard. But the styling doesn't stop there. It's also equipped with **17" diamond finished alloy wheels**, satin handles and brushed steel side panels.





If your life is fast-paced you'll appreciate flexibility. The Fiat **500L Trekking** offers a host of seating configurations, like the front passenger seat with its folding table backrest, or the split rear seats which, thanks to the **fold&tumble function**, fold down onto themselves to provide a flat load platform along the entire length of the car. There are two interior combinations: **grey fabric with brown eco-leather inserts** for a more rugged feel, or **black fabric with white eco-leather inserts** for a more urban-chic vibe.



“SHARE OUR
SIMILARITIES,
CELEBRATE OUR
DIFFERENCES.”

M. Scott Peck



EVERYONE IN A FAMILY IS UNIQUE, BUT IT IS WHAT YOU SHARE THAT CREATES THAT SPECIAL FEELING OF BELONGING. JUST LIKE THE FIAT **500L**, **500L MPW** AND **500L TREKKING**, ALL DIFFERENT BUT UNITED TO BRING YOU THE BEST COMFORT AND MAKE YOU FEEL AT HOME ON THE ROAD.

“THERE IS
NO DELIGHT
IN OWNING
ANYTHING
UNSHARED.”

Seneca



With the Fiat 500L, 500L MPW and 500L TREKKING you can stay in touch with everyone, thanks to the innovative Uconnect™ device. The Uconnect™ device is equipped with a 5" colour touchscreen, so you can access the radio and your multimedia devices, which can be connected via USB and Aux-in socket.

Thanks to Bluetooth®, you can handle calls, read any text messages and, in addition, with the innovative Audio Streaming system, you can stream music files and web radio stations directly from your smartphone without wires (where compatible).

For travelling in a more eco-friendly and cost-efficient manner, the Fiat 500L is equipped with eco:Drive Live, the system that monitors your driving style and gives you useful advice on fuel consumption as well as reducing pollution. The eco:Drive Live is a virtual personal trainer, helping you to achieve more intelligent and economical behaviour behind the wheel.

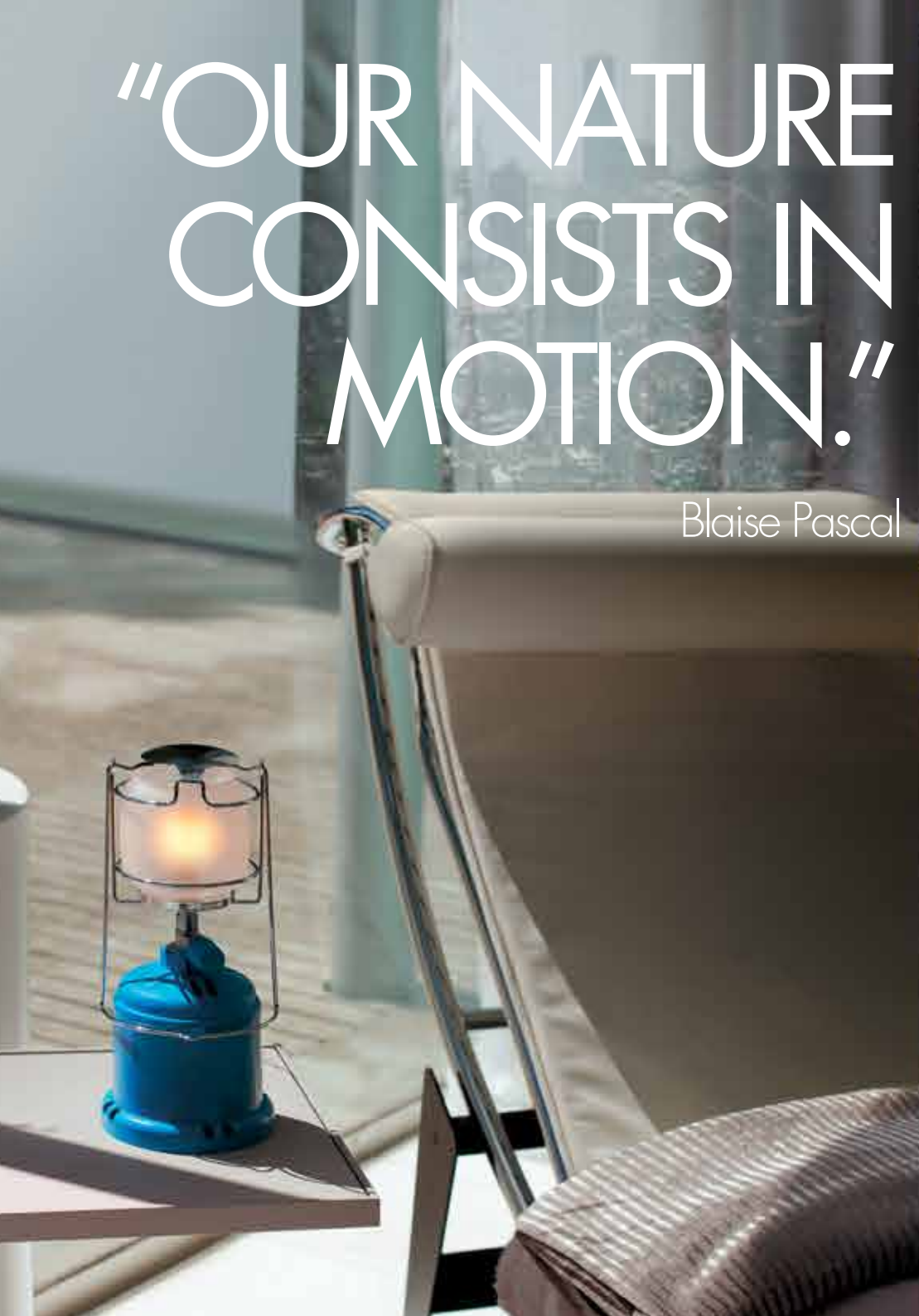


Music can give your trips the right swing with over 500 Watts of the powerful HiFi Beats Audio™ system for crystal clear, high definition enjoyment.



“OUR NATURE
CONSISTS IN
MOTION.”

Blaise Pascal



**FIAT 500L, 500L MPW AND 500L TREKKING
HAVE AN ENGINE LINE-UP FITTED FOR
FAMILIES.**

THE PATHS OF LIFE MAY BE WONDERFUL BUT NOT
ALWAYS SIMPLE. TO TACKLE THEM WITH EASE,
YOU CAN RELY ON NEXT-GENERATION ENGINES
WHICH ARE MORE FUEL EFFICIENT AND ECO-
FRIENDLY THAN EVER.

ENGINE LINE-UP

The 500L line-up includes three eco-friendly, fuel-efficient Euro 6 engines, teamed with five or six-speed gearboxes, to exploit their potentials to the full.

The 1.4 litre 95 hp petrol engine is characterized by its high efficiency, which translates into smooth handling and reduced fuel consumption.

The diesel line-up features two choices:


- The 1.3 MultiJet 95 hp, with manual or Dualogic™ transmission, delivers a maximum torque of 215 N m at 1500 rpm, for outstanding flexibility and minimum fuel consumption and emissions.

- The 1.6 MultiJet 120 hp, with its variable geometry turbo-charger, expresses an outstanding torque even at low speeds (320 N m at 1750 rpm), acceleration from 0 to 100 km/h in 10.7 seconds and a top speed of 117 mph.

TECHNICAL SPECIFICATIONS

| | 1.4 95 hp | | 1.3 MultiJet 95 hp 1.3 MultiJet 95 hp Dualogic | | | 1.6 MultiJet 120 hp | | |
|--|-----------------|---------------|---|---------------------------|---------------------------|---------------------|---------------|------------|
| | Fuel | petrol | | diesel | | | diesel | |
| Displacement (cm³) | 1368 | | 1248 | | | 1598 | | |
| Max. power (kW [hp] at rpm) | 70 [95] at 6000 | | 70 [95] at 3750 | | | 88 [120] at 3750 | | |
| Max. torque (N m at rpm) | 127 at 4500 | | 215 at 1500 | | | 320 at 1750 | | |
| Emissions standard | Euro 6 | | Euro 6 | | | Euro 6 | | |
| | 500L | 500L Trekking | 500L | 500L Trekking | 500L MPW | 500L | 500L Trekking | 500L MPW |
| Fuel consumption - combined cycle (mpg [l/100 km]) | 46.3 [6.1] | 45.6 [6.2] | 68.9 [4.1] 72.4 [3.9]* | 67.3 [4.2] 70.6 [4.0]* | 68.9 [4.1] 72.4 [3.9]* | 67.3 [4.2] | 65.7 [4.3] | 67.3 [4.2] |
| CO ₂ emissions (g/km) | 143 | 144 | 107 - 104* | 109 - 106* | 107 - 104* | 112 | 114 | 112 |

* with Dualogic™ gearbox



3 gearboxes, perfectly adaptable to your lifestyle. Choose between a 5-gear or 6-gear manual gearbox and the 5-gear semi-automatic Dualogic™ gearbox that offers you the maximum driving comfort and reduces consumption and emissions further.



On the Fiat 500L, safety is guaranteed at the highest level. The car is fitted with **headlights with Daytime Running Light** function, optional **fog lights with self-adaptive cornering** and City Brake Control (CBC). The Fiat 500L features as standard **6 Airbags**, EBD, ABS and BAS (Brake Assist System) and the sophisticated **ESC (Electronic Stability Control)** which incorporates the ASR/MSR acceleration and deceleration anti-slipping function with **Hill Holder** to facilitate hill starts. Also supplied as standard is **DST** active steering which improves driving safety and handling performance, as well as Electronic Rollover Mitigation (**ERM**).

The Fiat 500L comes with a 5 Star Euro NCAP rating.



500L, 500L MPW, 500L TREKKING.



MORE CHOICES THAN A KID HAS IN A SWEETSHOP.



Customise your 500L with the dedicated badges and stickers, available in a variety of colours and motifs.

CUSTOMISATIONS



FLASH DARK GREY/SILVER FLASH WHITE/SILVER




500 STRIPE DARK GREY/SILVER 500 STRIPE WHITE/SILVER



STRIPE BLACK STRIPE SILVER STRIPE WHITE



ITALY



CHROMED MIRROR COVERS



CERAMIC EFFECT BLACK MIRROR COVERS



TECHNICS OUTLINE EFFECT ALUMINIUM MIRROR COVERS



TECHNICS EFFECT WHITE MIRROR COVERS




TECHNICS SILVER EFFECT ALUMINIUM MIRROR COVERS



More care for your car

For further information or terms and conditions, visit www.fiat.mopar.eu



12 COLOURS TO CHOOSE FROM, FOR A TRULY UNIQUE KEY COVER.



Leave more time for leisure with the Fiat 500L, with a host of useful accessories to travel in pursuit of fun and relaxation. The roof bars allow you to carry bicycles, surfboards, skis and snowboards in total safety. But that's not all; the Fiat 500L also features a full range of child seats, anti-theft systems, luggage nets and passenger compartment separation grilles for carrying pets, steel clothes hooks and much more - everything you need to make your journey a pleasant and comfortable experience.



More care for your car

For further information or terms and conditions, go to www.fiat.mopar.eu

BODY COLOURS



440 Jazz Turquoise
white roof/black roof also available
500L - 500L Trekking



268 Bossa Nova White
black roof also available
500L - 500L MPW- 500L Trekking



530 Backbeat Blue (metallic)
white roof/black roof also available
500L - 500L Trekking



609 Heavy Metal Grey (metallic)
white roof also available
500L - 500L MPW- 500L Trekking



612 Minimal Grey (metallic)
black roof also available
500L - 500L MPW



601 Darkwave Black
white roof also available
500L - 500L MPW- 500L Trekking



111 Pasodoble Red
white roof/black roof also available
500L - 500L MPW



108 Opera Red (metallic)
white roof/black roof also available
500L - 500L MPW- 500L Trekking



390 Beatbox Green (metallic)
white roof also available
500L - 500L MPW- 500L Trekking



231 New Age Cream
white roof/black roof also available
500L Trekking



830 Hip Hop Yellow
white roof/black roof also available
500L Trekking



Check colours/trim levels availability in the following tables.

500L AND 500L MPW: POP - POP STAR

6 colour options for the body-coloured dashboard, 4 upholstery options, 6 body colours and 8 bicolour combinations.



| COLOUR COMBINATIONS / FABRICS | Pop | Pop Star | | Pop Star (opt. 4HV) | Pop Star leather interiors (opt. 211) |
|--|---------------------------------|---------------------------------|--------------------------------|---|---------------------------------------|
| Dashboard | Body coloured | Body coloured | Body coloured | Body coloured | Body coloured |
| Steering wheel | Black leather | Black leather | Black leather | Black leather | Black leather |
| Seats fabric and colour | Black/Grey fabric with 500 logo | Black/Grey fabric with 500 logo | Black/Red fabric with 500 logo | Grey fabric / Black eco-leather with 500 logo | Black leather with 500 logo |
| Interior code | 183 | 183 | 184 | 802 | 440 |
| Pastel/Special pastel | | | | | |
| 268 Bossa Nova White | ■ | ■ | ■ | ■ | ■ |
| 440 Jazz Turquoise (not available on 500L MPW) | | ■ | | ■ | ■ |
| 601 Darkwave Black | ■ | ■ | ■ | ■ | ■ |
| 111 Pasodoble Red | ■ | ■ | ■ | ■ | ■ |
| Bicolour: pastel/special pastel body - white roof | | | | | |
| 239 Pasodoble Red / White roof | | ■ | ■ | ■ | ■ |
| 554 Jazz Turquoise / White roof (not available on 500L MPW) | | ■ | | ■ | ■ |
| 909 Darkwave Black / White roof | | ■ | ■ | ■ | ■ |
| Bicolour: pastel/special pastel body - black roof | | | | | |
| 946 Pasodoble Red / Black roof | | ■ | ■ | ■ | ■ |
| 572 Jazz Turquoise / Black roof (not available on 500L MPW) | | ■ | | ■ | ■ |
| 934 Bossa Nova White / Black roof | | ■ | ■ | ■ | ■ |
| Metallic | | | | | |
| 609 Heavy Metal Grey | | ■ | ■ | ■ | ■ |
| 612 Minimal Grey | | ■ | ■ | ■ | ■ |
| Bicolour: metallic body - white roof | | | | | |
| 923 Heavy Metal Grey / White roof | | ■ | ■ | ■ | ■ |
| Bicolour: metallic body - black roof | | | | | |
| 957 Minimal Grey / Black roof | | ■ | ■ | ■ | ■ |

500L AND 500L MPW: LOUNGE

2 colour options for the dashboard, 3 upholstery options, 9 body colours and 13 bicolour combinations.



GREY FABRIC / BLACK ECO-LEATHER



GREY FABRIC / BROWN ECO-LEATHER



BLACK LEATHER Opt. 211



TITANIUM COLOUR FABRIC



MAGNESIUM COLOUR FABRIC

| COLOUR COMBINATIONS / FABRICS | Lounge | | Lounge leather interiors (opt. 211) |
|---|---|---|---|
| | Titanium colour fabric Black leather | Magnesium colour fabric Black leather | Titanium colour fabric Black leather |
| Dashboard | | | |
| Steering wheel | | | |
| Seats fabric and colour | Grey fabric / Black eco-leather with 500 logo | Grey fabric / Brown eco-leather with 500 logo | Black leather with 500 logo |
| Interior code | 877 | 886 | 497 |
| Pastel/Special pastel | | | |
| 268 Bossa Nova White | ■ | ■ | ■ |
| 440 Jazz Turquoise (not available on 500L MPW) | ■ | | ■ |
| 601 Darkwave Black | ■ | ■ | ■ |
| 111 Pasodoble Red | ■ | | ■ |
| Bicolour: pastel/special pastel body - white roof | | | |
| 239 Pasodoble Red / White roof | ■ | | ■ |
| 554 Jazz Turquoise / White roof (not available on 500L MPW) | ■ | | ■ |
| 909 Darkwave Black / White roof | ■ | ■ | ■ |
| Bicolour: pastel/special pastel body - black roof | | | |
| 946 Pasodoble Red / Black roof | ■ | | ■ |
| 572 Jazz Turquoise / Black roof (not available on 500L MPW) | ■ | | ■ |
| 934 Bossa Nova White / Black roof | ■ | ■ | ■ |
| Metallic | | | |
| 609 Heavy Metal Grey | ■ | ■ | ■ |
| 612 Minimal Grey | ■ | ■ | ■ |
| 108 Opera Red | ■ | | ■ |
| 390 Beatbox Green | ■ | ■ | ■ |
| 530 Backbeat Blue (not available on 500L MPW) | ■ | ■ | ■ |
| Bicolour: metallic body - white roof | | | |
| 923 Heavy Metal Grey / White roof | ■ | ■ | ■ |
| 926 Opera Red / White roof | ■ | | ■ |
| 930 Beatbox Green / White roof | ■ | ■ | ■ |
| 538 Backbeat Blue / White roof (not available on 500L MPW) | ■ | ■ | ■ |
| Bicolour: metallic body - black roof | | | |
| 957 Minimal Grey / Black roof | ■ | ■ | ■ |
| 826 Opera Red / Black roof | ■ | | ■ |
| 729 Backbeat Blue / Black roof (not available on 500L MPW) | ■ | ■ | ■ |

500L TREKKING









7 colour options for the body-coloured dashboard, 3 upholstery options, 9 body colours and 14 bicolour combinations.












| COLOUR COMBINATIONS / FABRICS | Trekking | | | Trekking leather interiors (opt. 211) |
|--|---|--|--|---------------------------------------|
| Dashboard | Body coloured | Bossa Nova White | Darkwave Black | Body coloured* |
| Steering wheel | Black and tobacco two-colour leather | Black leather | Black leather | Black leather |
| Seats fabric and colour | Grey fabric / Tobacco eco-leather with 500 logo | Black fabric / White eco-leather with 500 logo | Black fabric / White eco-leather with 500 logo | Black leather with 500 logo |
| Interior code | 884 | 841 | 842 | 440 |
| Pastel/Special pastel | | | | |
| 231 New Age Cream | ■ | | | ■ |
| 268 Bossa Nova White | ■ | ■ | ■ | ■ |
| 440 Jazz Turquoise | | ■ | ■ | ■ |
| 830 Hip Hop Yellow | ■ | ■ | ■ | ■ |
| 601 Darkwave Black | ■ | ■ | ■ | ■ |
| Bicolour: pastel/special pastel body - white roof | | | | |
| 912 New Age Cream / White roof | ■ | | | ■ |
| 554 Jazz Turquoise / White roof | | ■ | ■ | |
| 827 Hip Hop Yellow / White roof | ■ | ■ | ■ | ■ |
| 909 Darkwave Black / White roof | ■ | ■ | ■ | ■ |
| Bicolour: pastel/special pastel body - black roof | | | | |
| 812 New Age Cream / Black roof | ■ | | | ■ |
| 572 Jazz Turquoise / Black roof | | ■ | ■ | |
| 828 Hip Hop Yellow / Black roof | ■ | ■ | ■ | ■ |
| 934 Bossa Nova White / Black roof | ■ | ■ | ■ | ■ |
| Metallic | | | | |
| 609 Heavy Metal grey | ■ | ■ | ■ | ■ |
| 108 Opera Red | | ■ | ■ | ■ |
| 390 Beatbox Green | | ■ | ■ | ■ |
| 530 Backbeat Blue | ■ | ■ | ■ | ■ |
| Bicolour: metallic body - white roof | | | | |
| 923 Heavy Metal Grey / White roof | ■ | ■ | ■ | ■ |
| 926 Opera Red / White roof | | ■ | ■ | ■ |
| 930 Beatbox Green / White roof | | ■ | ■ | ■ |
| 538 Backbeat Blue / White roof | | ■ | ■ | ■ |
| Bicolour: metallic body - black roof | | | | |
| 826 Opera Red / Black roof | | ■ | ■ | ■ |
| 729 Backbeat Blue / Black roof | | ■ | ■ | ■ |

* the dashboard is black in Opera Red and in Beatbox Green

WHEELS/TRIM LEVELS COMBINATION

| Size Type Tyre | Opt. code Description | | POP | POP STAR | LOUNGE 1.4 95 hp and 1.3 Multijet 95 hp | LOUNGE 1.6 Multijet 120 hp | TREKKING |
|--------------------------------|--------------------------------|---|-----|----------|--|-------------------------------|----------|
| 15" hub caps 195/65 R15 | 404 Glossy grey |  | ■ | - | - | - | - |
| | 439 Silver |  | - | - | ■ | - | - |
| 16" alloy wheels 205/55 R16 | 55E Diamond-finish white |  | - | - | ○ | - | - |
| | 56J Diamond-finish black |  | - | - | ○ | - | - |
| | 433 Silver |  | - | ■ | - | ■ | ○ |
| | 4WQ Diamond-finish white |  | - | ○ | - | ○ | ○ |
| | 5A6 Diamond-finish black |  | - | ○ | ○ | ○ | - |
| 17" alloy wheels 225/45 R17 | 435 Dark grey |  | - | ○ | ○ | ○ | - |

| Type Size tyre | Opt. code Description | | POP | POP STAR | LOUNGE 1.4 95 hp and 1.3 Multijet 95 hp | LOUNGE 1.6 Multijet 120 hp | TREKKING |
|--------------------------------|--|---|-----|----------|--|-------------------------------|----------|
| 17" alloy wheels 225/45 R17 | 5FB Diamond-finish white |  | - | ○ | ○ | ○ | - |
| | 68P Diamond-finish black |  | - | ○ | ○ | ○ | - |
| | 5EQ Diamond-finish glossy black |  | - | - | - | - | ■ |
| Accessories 225/45 R17 | 68Q Diamond-finish matt black |  | - | - | - | - | ○ |
| | 50926885 Diamond black |  | △ | △ | △ | △ | △ |
| | 6U4 50926886 Ecoreflex grey |  | △ | △ | △ | △ | △ |
| | 50927162 Brunex |  | △ | △ | △ | △ | △ |
| | 6WR 50927092 Diamond black |  | △ | △ | △ | △ | △ |
| | 6Y8 50927079 Diamond-finish white |  | △ | △ | △ | △ | △ |

■ = standard ○ = optional - = not available △ = Accessories

STANDARD EQUIPMENT AND OPTIONS

| | | POP | POP STAR | LOUNGE | TREKKING |
|--|-----|-----|-----------------|-----------------|-----------------|
| STYLE | | | | | |
| Side mouldings with chrome inlets | | - | ■ | ■ | - |
| Leather interior* | 211 | - | ○ | ○ | ○ |
| Leather gear knob | 4VU | ■ | ■ | ■ | ■ |
| Bicolour: white roof | | - | ○ | ○ | ○ |
| Bicolour: black roof | | - | ○ | ○ | ○ |
| Special pastel paint | | ○ | ○ | ○ | ○ |
| Metallic paint | | - | ○ | ○ | ○ |
| COMFORT | | | | | |
| Remote central locking | | ■ | ■ | ■ | ■ |
| Height adjustable steering wheel | | ■ | ■ | ■ | ■ |
| Electric front windows | | ■ | ■ | ■ | ■ |
| Heated rear window with wash/wiper | | ■ | ■ | ■ | ■ |
| Dualdrive™ power steering with City function | | ■ | ■ | ■ | ■ |
| Passenger's seat folding to table | | ■ | ■ | ■ | ■ |
| Split folding (40/60), sliding rear seat with Fold&Tumble function | | ■ | ■ | ■ | ■ |
| Height-adjustable driver's seat | | ■ | ■ | ■ | ■ |
| Cargo Magic Space: height-adjustable load platform | | ■ | ■ | ■ | ■ |
| 12V power socket | | ■ | ■ | ■ | ■ |
| Start&Stop | | - | ■ ¹⁾ | ■ ¹⁾ | ■ ¹⁾ |

| | | POP | POP STAR | LOUNGE | TREKKING |
|---|-----|-----|-----------------|-----------------|-----------------|
| COMFORT | | | | | |
| Leather steering wheel with audio controls | | ■ | ■ | ■ | ■ |
| Electrically adjustable, body coloured door mirrors | | - | ■ | ■ | ■ |
| Electric rear windows | 023 | - | ○ | ■ | ■ |
| Air conditioning | 025 | - | ■ | - | ■ |
| Dark tinted rear windows | 070 | - | ○ | ○/■ on MPW | ■ |
| Automatic climate control | 140 | - | ○ | ■ | ○ |
| Heated front windscreen | 253 | - | ○ | ○ | ○ |
| Rear seat armrest | 275 | - | ○/■ on MPW | ○/■ on MPW | ■ |
| Front floor mats | 396 | - | ○ | ■ | ■ |
| SkyDome electric sunroof | 400 | - | ○ | ○/■ on MPW | ○ |
| Electrochromatic rearview mirror | 410 | - | ○ | ○/■ on MPW | ■ |
| Heated front seats | 452 | - | ○ | ○ | ○ |
| Height adjustable passenger's seat | 454 | - | ○ | ○ | ○ |
| Lounge interior | 4HV | - | ○ | ■ | - |
| PTC heater | 52Y | - | ■ ¹⁾ | ■ ¹⁾ | ■ ¹⁾ |
| Fixed panoramic sunroof | 59E | - | ○/- on MPW | ■/- on MPW | ○ |
| Front seats with seat back table and storage net | 5ZJ | - | ○ | ■ | ○ |
| Space-saver spare wheel | 803 | ■ | ■ ²⁾ | ■ ²⁾ | ■ ²⁾ |
| Smoking kit | 989 | - | ○ | ○ | ○ |
| SAFETY | | | | | |
| Front airbags | | ■ | ■ | ■ | ■ |
| Window airbags | | ■ | ■ | ■ | ■ |
| Side airbags | | ■ | ■ | ■ | ■ |
| Isofix attachment points for child safety seat | | ■ | ■ | ■ | ■ |

| | | POP | POP STAR | LOUNGE | TREKKING |
|---|-----|-----|---------------------------|---------------------------|-----------------|
| SAFETY | | | | | |
| Daytime running lights | | ■ | ■ | ■ | ■ |
| ESC (Electronic Stability Control) including ASR/MSR, Hill Holder, ABS+EBD, ERM and DST | | ■ | ■ | ■ | ■ |
| Cruise control | | - | ■ | ■ | ■ |
| Traction+ system | | - | - | - | ■ |
| TPMS (Tyre Pressure Monitoring System) | | ■ | ■ | ■ | ■ |
| Fog lights with cornering function | 097 | - | ○ | ■ | ■ |
| Parkview rear parking camera | 316 | - | ○ | ○ | ○ |
| Automatic lights with rain sensor | 347 | - | ○ | ■ | ■ |
| Rear parking sensors | 508 | - | ○/■ on MPW | ■ | ■ |
| Third rear head restraint | 511 | - | ○/■ on MPW | ○/■ on MPW | ■ |
| Child view mirror | 68F | - | ○ | - | ○ |
| AUDIO AND INFOTAINMENT | | | | | |
| Hi-Fi by Beats | 4JF | - | ○ ³⁾ /- on MPW | ○ ³⁾ /- on MPW | ○ ³⁾ |
| 5" touchscreen radio with Bluetooth | 6Q2 | ■ | ■ | ■ | ■ |
| DAB upgrade for the standard 5" touchscreen radio with Bluetooth | 6Q3 | - | ○ | ○ | ○ |
| DAB and Navigation system upgrade for the standard 5" touchscreen radio with Bluetooth | 6Q9 | - | ○ | ○ | ○ |

| | | POP | POP STAR | LOUNGE | TREKKING |
|--|-----|-----|----------|--------|----------|
| PACKS | | | | | |
| Comfort pack (includes Passenger's seat lumbar adjustment, Driver's seat lumbar adjustment and Driver's seat with armrest) | 6YM | - | ○ | ○ | ○ |
| Comfort pack for leather interior (Driver's seat armrest and lumbar adjustment, Passenger's seat height and lumbar adjustment, heated front seats) | 79P | - | ○ | ○ | ○ |
| Lounge pack (Leather Interior, DAB and Navigation system upgrade, Parkview rear parking camera) | 7BC | - | - | ○ | - |

* Two configurations: BASIC (requires opt. 275, 511 and 5ZJ) or FULL (requires opt. 275, 511, 5ZJ, 452, 454, 6YM)

¹⁾ Not available on 1.4 petrol engine.

²⁾ Incompatible with Hi-Fi by Beats

³⁾ Incompatible with space saver spare wheel. Vehicles with Hi-Fi by Beats will receive a Fix&Go Kit instead.

■ = standard ○ = optional - = not available △ = dealer fitted options

ACCESSORIES

| | POP | POP STAR | LOUNGE | TREKKING |
|---|-----|----------|--------|----------|
| LINEACCESSORI | | | | |
| Anti-theft wheel bolts | △ | △ | △ | △ |
| 500L specific hubcap kit | △ | △ | △ | △ |
| Tyre valve caps with Fiat logo | △ | △ | △ | △ |
| Mirror fairings (chromed; technics effect: black, aluminium, white) | △ | △ | △ | △ |
| Sticker (Italy; stripe: white, black, silver, white and silver or anthracite with 500 logo, anthracite flash or white and silver) | △ | △ | △ | △ |
| Key cover. 2-piece packaging. All body colours and pastel white or black. | △ | △ | △ | △ |
| Single key cover. Pastel white or black polka dots | △ | △ | △ | △ |
| Swarovski key cover with 500 logo. One. Titanium colour | △ | △ | △ | △ |
| Chrome or satin trim on the bonnet | △ | △ | △ | △ |
| Chrome number plate holder | △ | △ | △ | △ |
| Short stem aerial ▲ | △ | △ | △ | △ |
| Italian flag badge | △ | △ | △ | △ |
| Polycarbonate kick plate with 500 logo | △ | △ | △ | △ |
| Carpet mat - set of 4 mats | △ | △ | △ | △ |
| Roof bars | △ | △ | △ | △ |
| Standard steel bicycle rack or aluminium top | △ | △ | △ | △ |
| Roof box (360L grey or 490L graphite) | △ | △ | △ | △ |
| Ski rack (3 pairs of ski or 2 snowboards; 4 pairs of ski or 2 snowboards) | △ | △ | △ | △ |
| Windsurfer rack | △ | △ | △ | △ |
| Canoe carrier | △ | △ | △ | △ |

▲ not compatible with versions with DAB radio and navigation system.

³⁾ not available on MPW

| | POP | POP STAR | LOUNGE | TREKKING |
|---|-----|-----------------|-----------------|----------|
| LINEACCESSORI | | | | |
| Fixed or removable tow hook (without wiring)** | △ | △ ³⁾ | △ ³⁾ | △ |
| 13-pole wiring for tow hook | △ | △ ³⁾ | △ ³⁾ | △ |
| 7/13-pole adapter | △ | △ ³⁾ | △ ³⁾ | △ |
| Luggage compartment nets for object holding (kit includes L1 and L2 level nets, a bag or single purchase option) | △ | △ ³⁾ | △ ³⁾ | △ |
| Bag net luggage compartment | △ | △ | △ | △ |
| Partition net for animals | △ | △ | △ | △ |
| Luggage compartment Organizer Kit with telescopic bar. It comprises a platform with rails, 2 adapters and an extendible organizer arm | △ | △ ³⁾ | △ ³⁾ | △ |
| 4 adaptor rails kit | △ | △ ³⁾ | △ ³⁾ | △ |
| Organizer shopping basket | △ | △ ³⁾ | △ ³⁾ | △ |
| Organizer belt | △ | △ ³⁾ | △ ³⁾ | △ |
| Extendible organizer arms | △ | △ ³⁾ | △ ³⁾ | △ |
| Black or Ivory Lounge sport storage bag | △ | △ | △ | △ |
| Air freshener and refills | △ | △ | △ | △ |
| Lavazza 500L Espresso Experience. Specific for 500L with 6wx opt. Gift - 16 Lavazza a modo mio coffee pods | △ | △ | △ | △ |
| Rear seat protection | △ | △ | △ | △ |
| Protective luggage compartment liner | △ | △ ³⁾ | △ ³⁾ | △ |
| Boot lining protection | △ | △ | △ | △ |
| Car cover | △ | △ | △ | △ |
| Baby Safe Plus Child Seat (0 to 13 kg). To be combined with the specific platform 71806416 | △ | △ | △ | △ |
| Isfix platform for Baby Safe Plus child seat | △ | △ | △ | △ |
| Isfix Fair GO/1S child seat with reinforced structure (9 and 18 kg). To be combined with the specific platform. | △ | △ | △ | △ |
| Rearward facing platform for Isfix Fair GO/1S child seat | △ | △ | △ | △ |

³⁾ not available on MPW

| | POP | POP STAR | LOUNGE | TREKKING |
|--|-----|----------|--------|----------|
| LINEACCESSORI | | | | |
| Additional headrest for Isofix Fair GO/1S child seat | △ | △ | △ | △ |
| Junior seat (15 to 36 kg) | △ | △ | △ | △ |
| Scout seat (15 to 36 kg) | △ | △ | △ | △ |
| Coat hanger on head restraint | △ | △ | △ | △ |
| Blinds: lateral, on rear window, rear lateral (sold separately) | △ | △ | △ | △ |
| Retouch Stylus Kit | △ | △ | △ | △ |
| Car care. The kit consists of a sponge, a shampoo for the rims, concentrated shampoo for the vehicle, polish for the vehicle, smell remover and a cleaning cloth | △ | △ | △ | △ |
| Alarm | △ | △ | △ | △ |
| Parking sensors | △ | △ | △ | △ |
| Parrot MKI9100. Bluetooth® hands-free kit | △ | △ | △ | △ |
| Tomtom® go 500L suction cup and power cord kit | △ | △ | △ | △ |
| Tomtom® go 500L replacement support | △ | △ | △ | △ |
| Bulb kit | △ | △ | △ | △ |
| Safety kit. It includes: mini triangle, a pair of gloves, torch, fluorescent high visibility vest and lamp kit | △ | △ | △ | △ |

■ = standard ○ = optional - = not available △ = dealer fitted options

500L TECHNICAL SPECIFICATIONS

| | 1.4 95 hp | 1.3 MultiJet 95 hp | 1.3 MultiJet 95 hp Dualogic™ | 1.6 MultiJet 120 hp |
|---|---|--|--|--|
| ENGINE | | | | |
| No. of cylinders, layout | 4, in line | 4, in line | 4, in line | 4, in line |
| Bore x stroke (mm) | 72 x 84 | 69.6 x 82 | 69.6 x 82 | 72 x 84 |
| Displacement (cm³) | 1368 | 1248 | 1248 | 1598 |
| Compression ratio | 11:1 | 16.8:1 | 16.8:1 | 16.5:1 |
| Max. power (kW [hp] at rpm) | 70 [95] at 6000 | 70 [95] at 3750 | 70 [95] at 3750 | 88 [120] at 3750 |
| Max. torque (N m at rpm) | 127 at 4500 | 215 at 1500 | 215 at 1500 | 320 at 1750 |
| Fuel system | petrol, multipoint electronic injection | diesel, Common Rail direct injection with MultiJet 2 system, turbocharger with intercooler | diesel, Common Rail direct injection with MultiJet 2 system, turbocharger with intercooler | diesel, Common Rail direct injection with MultiJet 2 system, turbocharger with intercooler |
| Timing | double overhead camshafts, 16 valves | 2 overhead camshafts 16 valves | 2 overhead camshafts 16 valves | 2 overhead camshafts 16 valves |
| Ignition | electronic, multipoint injection | by compression | by compression | by compression |
| Start&Stop system | no | yes | yes | yes |
| DIMENSIONS | | | | |
| Seats | 5 | 5 | 5 | 5 |
| Doors | 5 | 5 | 5 | 5 |
| Length - width (mm) | 4,147 - 1,784 | 4,147 - 1,784 | 4,147 - 1,784 | 4,147 - 1,784 |
| Height (mm) | 1,658 | 1,658 | 1,658 | 1,658 |
| Wheelbase (mm) | 2612 | 2,612 | 2612 | 2612 |
| Front - rear track (mm) | 1,522 - 1,519 | 1,522 - 1,519 | 1,522 - 1,519 | 1,522 - 1,519 |
| Luggage compartment capacity (litres) | 343 - 400 - 1310 | 343 - 400 - 1310 | 343 - 400 - 1310 | 343 - 400 - 1310 |
| Rear seats: all back - all forward - folded | | | | |
| ELECTRICAL SYSTEM | | | | |
| Battery capacity (Ah) | 50 | 63 | 63 | 72 |
| TRANSMISSION | | | | |
| Drive | front | front | front | front |
| Gearbox | 6 speed manual | 5 speed manual | Dualogic™ 5-speed semiautomatic | 6 speed manual |
| WHEELS | | | | |
| 15" tyre size | 195/65 R15 | - | - | - |
| 15" wheel size | 15" x 6J | - | - | - |
| 16" tyre size | 205/55 R16 | 205/55 R16 | 205/55 R16 | 205/55 R16 |
| 16" wheel size | 16" x 6.5J | 16" x 6.5J | 16" x 6.5J | 16" x 6.5J |
| 17" tyre size | 225/45 R17 | 225/45 R17 | 225/45 R17 | 225/45 R17 |
| 17" wheel size | 17" x 7J | 17" x 7J | 17" x 7J | 17" x 7J |

| | 1.4 95 hp | 1.3 MultiJet 95 hp | 1.3 MultiJet 95 hp Dualogic™ | 1.6 MultiJet 120 hp |
|--|---|---|---|---|
| STEERING | | | | |
| Steering | rack and pinion with Dualdrive™ electric power steering | rack and pinion with Dualdrive™ electric power steering | rack and pinion with Dualdrive™ electric power steering | rack and pinion with Dualdrive™ electric power steering |
| Kerb-to-kerb turning circle (m) | 10.7 | 10.7 | 10.7 | 10.7 |
| SUSPENSION | | | | |
| Front | independent wheels with MacPherson layout | independent wheels with MacPherson layout | independent wheels with MacPherson layout | independent wheels with MacPherson layout |
| Rear | Semi-independent, Torsion Beam | Semi-independent, Torsion Beam | Semi-independent, Torsion Beam | Semi-independent, Torsion Beam |
| BRAKES | | | | |
| Front brakes, type and size Ø (mm) | Ventilated disc, 284 | Ventilated disc, 284 | Ventilated disc, 284 | Ventilated disc, 284 |
| Rear brakes, type and size Ø (mm) | Drum | Drum | Drum | Disc, 251 |
| CAPACITIES - WEIGHTS | | | | |
| Fuel tank (l) | 50 | 50 | 50 | 50 |
| Kerb weight (kg) | 1245 | 1305 | 1305 | 1380 |
| Max. towable weight (kg) non-braked | 400 | 400 | 400 | 400 |
| Max. towable weight (kg) braked | 1000 | 1000 | 1000 | 1100 |
| PERFORMANCE | | | | |
| Top speed (mph) | 111 | 106 | 105 | 117 |
| Acceleration: 0-62 mph (sec) | 12.8 | 13.9 | 14.8 | 10.7 |
| CONSUMPTION - EMISSIONS (directive 2004/3/EC) | | | | |
| Urban cycle fuel consumption (mpg [l/100 km]) | 34.9 [8.1] | 57.6 [4.9] | 62.8 [4.5] | 61.4 [4.6] |
| Extra-urban cycle fuel consumption (mpg [l/100 km]) | 56.5 [5.0] | 78.5 [3.6] | 78.5 [3.6] | 70.6 [4.0] |
| Combined cycle fuel consumption (mpg [l/100 km]) | 46.3 [6.1] | 68.9 [4.1] | 72.4 [3.9] | 67.3 [4.2] |
| CO ₂ emissions (g/km) | 143 | 107 | 104 | 112 |
| Emissions standard | Euro 6 | Euro 6 | Euro 6 | Euro 6 |

500L MPW TECHNICAL SPECIFICATIONS

| | 1.3 Multijet 95 hp | 1.3 Multijet 95 hp Dualogic™ | 1.6 Multijet 120 hp |
|---|--|--|--|
| ENGINE | | | |
| No. of cylinders, layout | 4, in line | 4, in line | 4, in line |
| Bore x stroke (mm) | 69.6 x 82 | 69.6 x 82 | 79.5 x 80.5 |
| Displacement (cm³) | 1248 | 1248 | 1598 |
| Compression ratio | 16.8:1 | 16.8:1 | 16.5:1 |
| Max. power (kW [hp] at rpm) | 70 [95] at 3750 | 70 [95] at 3750 | 88 [120] at 3750 |
| Max. torque (N m at rpm) | 215 at 1500 | 215 at 1500 | 320 at 1750 |
| Fuel system | diesel, Common Rail direct injection with Multijet 2 system, turbocharger with intercooler | diesel, Common Rail direct injection with Multijet 2 system, turbocharger with intercooler | diesel, Common Rail direct injection with Multijet 2 system, turbocharger with intercooler |
| Timing | 2 overhead camshafts 16 valves | 2 overhead camshafts 16 valves | 2 overhead camshafts 16 valves |
| Ignition | by compression | by compression | by compression |
| Start&Stop system | yes | yes | yes |
| DIMENSIONS | | | |
| Seats | 7 | 7 | 7 |
| Doors | 5 | 5 | 5 |
| Length - width (mm) | 4,352 - 1,784 | 4,352 - 1,784 | 4,352 - 1,784 |
| Height (mm) | 1,667 | 1,667 | 1,667 |
| Wheelbase (mm) | 2,612 | 2,612 | 2,612 |
| Front - rear track (mm) | 1,522 - 1,519 | 1,522 - 1,519 | 1,522 - 1,519 |
| Luggage compartment capacity (litres) | | | |
| Third row of seats up | 168 | 168 | 168 |
| Third row of seats folded and second row: | | | |
| - all back | 416 | 416 | 416 |
| - all forward | 493 | 493 | 493 |
| - all folded | 1428 | 1428 | 1428 |
| - tumbled down | 1590 | 1590 | 1590 |
| ELECTRICAL SYSTEM | | | |
| Battery capacity (Ah) | 63 | 63 | 72 |
| TRANSMISSION | | | |
| Drive | front | front | front |
| Gearbox | 5-speed manual | Dualogic™ 5-speed semiautomatic | 6-speed manual |

| | 1.3 Multijet 95 hp | 1.3 Multijet 95 hp Dualogic™ | 1.6 Multijet 120 hp |
|---|---|---|---|
| WHEELS | | | |
| 16" tyre size | 205/55 R16 | 205/55 R16 | 205/55 R16 |
| 16" wheel size | 16" x 6.5J | 16" x 6.5J | 16" x 6.5J |
| 17" tyre size | 225/45 R17 | 225/45 R17 | 225/45 R17 |
| 17" wheel size | 17" x 7J | 17" x 7J | 17" x 7J |
| STEERING | | | |
| Steering | rack and pinion with Dualdrive™ electric power steering | rack and pinion with Dualdrive™ electric power steering | rack and pinion with Dualdrive™ electric power steering |
| Kerb-to-kerb turning circle (m) | 10.7 | 10.7 | 10.7 |
| SUSPENSION | | | |
| Front | independent wheels with MacPherson layout | independent wheels with MacPherson layout | independent wheels with MacPherson layout |
| Rear | Semi-independent, Torsion Beam | Semi-independent, Torsion Beam | Semi-independent, Torsion Beam |
| BRAKES | | | |
| Front brakes, type and size Ø (mm) | Ventilated disc, 284 | Ventilated disc, 284 | Ventilated disc, 305 |
| Rear brakes, type and size Ø (mm) | Disc, 251 | Disc, 251 | Disc, 264 |
| CAPACITIES - WEIGHTS | | | |
| Fuel tank (l) | 50 | 50 | 50 |
| Kerb weight (kg) | 1320 | 1320 | 1430 |
| Max. towable weight (kg) non-braked | 400 | 400 | 400 |
| Max. towable weight (kg) braked | 1100 | 1000 | 1100 |
| PERFORMANCE | | | |
| Top speed (mph) | 106 | 105 | 117 |
| Acceleration: 0-62 mph (sec) | 14.4 | 15.7 | 10.9 |
| CONSUMPTION - EMISSIONS (directive 2004/3/EC) | | | |
| Urban cycle fuel consumption (mpg [l/100 km]) | 57.6 [4.9] | 62.8 [4.5] | 61.4 [4.6] |
| Extra-urban cycle fuel consumption (mpg [l/100 km]) | 78.5 [3.6] | 78.5 [3.6] | 70.6 [4.0] |
| Combined cycle fuel consumption (mpg [l/100 km]) | 68.9 [4.1] | 72.4 [3.9] | 67.3 [4.2] |
| CO ₂ emissions (g/km) | 107 | 104 | 112 |
| Emissions standard | Euro 6 | Euro 6 | Euro 6 |

500L TREKKING TECHNICAL SPECIFICATIONS

| | 1.4 95 hp | 1.3 Multijet 95 hp | 1.3 Multijet 95 hp Dualogic™ | 1.6 Multijet 120 hp |
|---|--|--|--|--|
| ENGINE | | | | |
| No. of cylinders, layout | 4, in line | 4, in line | 4, in line | 4, in line |
| Bore x stroke (mm) | 72 x 84 | 69.6 x 82 | 69.6 x 82 | 79.5 x 80.5 |
| Displacement (cm³) | 1368 | 1248 | 1248 | 1598 |
| Compression ratio | 11.0:1 | 16.8:1 | 16.8:1 | 16.5:1 |
| Max. power (kW [hp] at rpm) | 70 [95] at 6000 | 70 [95] at 3750 | 70 [95] at 3750 | 88 [120] at 3750 |
| Max. torque (N m at rpm) | 127 at 4500 | 215 at 1500 | 215 at 1500 | 320 at 1750 |
| Fuel system | petrol, Electronic Multipoint Injection with phased sequential injection and return system | diesel, Common Rail direct injection with MultiJet 2 system, turbocharger with intercooler | diesel, Common Rail direct injection with MultiJet 2 system, turbocharger with intercooler | diesel, Common Rail direct injection with MultiJet 2 system, turbocharger with intercooler |
| Timing | 2 overhead camshafts 16 valves | 2 overhead camshafts 16 valves | 2 overhead camshafts 16 valves | 2 overhead camshafts 16 valves |
| Ignition | electronic, multipoint injection | by compression | by compression | by compression |
| Start&Stop system | no | yes | yes | yes |
| DIMENSIONS | | | | |
| Seats | 5 | 5 | 5 | 5 |
| Doors | 5 | 5 | 5 | 5 |
| Length - width (mm) | 4,270 - 1,800 | 4,270 - 1,800 | 4,270 - 1,800 | 4,270 - 1,800 |
| Height (mm) | 1,679 | 1,679 | 1,679 | 1,679 |
| Wheelbase (mm) | 2,612 | 2,612 | 2,612 | 2,612 |
| Front - rear track (mm) | 1,522 - 1,519 | 1,522 - 1,519 | 1,522 - 1,519 | 1,522 - 1,519 |
| Luggage compartment capacity (litres) | 343 - 400 - 1310 | 343 - 400 - 1310 | 343 - 400 - 1310 | 343 - 400 - 1310 |
| Rear seats: all back - all forward - folded | | | | |
| ELECTRICAL SYSTEM | | | | |
| Battery capacity (Ah) | 50 | 63 | 63 | 72 |
| TRANSMISSION | | | | |
| Drive | front with Traction+ system | front with Traction+ system | front with Traction+ system | front with Traction+ system |
| Gearbox | 6-speed manual | 5-speed manual | Dualogic™ 5-speed semiautomatic | 6-speed manual |
| WHEELS | | | | |
| 16" tyre size | 205/55 R16 91H | 205/55 R16 91H | 205/55 R16 91H | 205/55 R16 91H |
| 16" wheel size | 16" x 6.5J | 16" x 6.5J | 16" x 6.5J | 16" x 6.5J |
| 17" tyre size | 225/45 R17 | 225/45 R17 | 225/45 R17 | 225/45 R17 |
| 17" wheel size | 17" x 7J | 17" x 7J | 17" x 7J | 17" x 7J |

| | 1.4 95 hp | 1.3 Multijet 95 hp | 1.3 Multijet 95 hp Dualogic™ | 1.6 Multijet 120 hp |
|---|---|---|---|---|
| STEERING | | | | |
| Steering | rack and pinion with Dualdrive™ electric power steering | rack and pinion with Dualdrive™ electric power steering | rack and pinion with Dualdrive™ electric power steering | rack and pinion with Dualdrive™ electric power steering |
| Kerb-to-kerb turning circle (m) | 10.7 | 10.7 | 10.7 | 10.7 |
| SUSPENSION | | | | |
| Front | independent wheels with MacPherson layout | independent wheels with MacPherson layout | independent wheels with MacPherson layout | independent wheels with MacPherson layout |
| Rear | Semi-independent, Torsion Beam | Semi-independent, Torsion Beam | Semi-independent, Torsion Beam | Semi-independent, Torsion Beam |
| BRAKES | | | | |
| Front brakes, type and size Ø (mm) | Ventilated disc, 284 | Ventilated disc, 284 | Ventilated disc, 284 | Ventilated disc, 305 |
| Rear brakes, type and size Ø (mm) | Disc, 251 | Disc, 251 | Disc, 251 | Disc, 264 |
| CAPACITIES - WEIGHTS | | | | |
| Fuel tank (l) | 50 | 50 | 50 | 50 |
| Kerb weight (kg) | 1255 | 1315 | 1315 | 1390 |
| Max. towable weight (kg) non-braked | 400 | 400 | 400 | 400 |
| Max. towable weight (kg) braked | 1000 | 1000 | 1000 | 1100 |
| PERFORMANCE | | | | |
| Top speed (mph) | 103 | 103 | 101 | 114 |
| Acceleration: 0-62 mph (sec) | 13.2 | 14.3 | 15.5 | 11.5 |
| CONSUMPTION - EMISSIONS (directive 2004/3/EC) | | | | |
| Urban cycle fuel consumption (mpg [l/100 km]) | [4.9] 34.4 [8.2] | 55.4 [5.1] | 62.8 [4.5] | 57.6 [4.9] |
| Extra-urban cycle fuel consumption (mpg [l/100 km]) | 56.5 [5.0] | 78.5 [3.6] | 76.3 [3.7] | 70.6 [4.0] |
| Combined cycle fuel consumption (mpg [l/100 km]) | 45.6 [6.2] | 67.3 [4.2] | 70.6 [4.0] | 65.7 [4.3] |
| CO ₂ emissions (g/km) | 144 | 109 | 106 | 114 |
| Emissions standard | Euro 6 | Euro 6 | Euro 6 | Euro 6 |

500L

| S

COOL