

JEEP WRANGLER



MY16 BUYER'S GUIDE

JANUARY 2016



WRANGLER

MODEL HIGHLIGHTS

	MODEL	TECHNICAL DATA	TRANSMISSION	KEY HIGHLIGHTS	
	Sport 2-Door JKUL7223C	3.6L Pentastar V6 Petrol 3,604cc, 6 cylinder 209kW, 347Nm Four wheel drive Command-Trac® 4WD system	6-speed manual	2-DOOR	<ul style="list-style-type: none"> 17-inch alloy wheels finished in sparkle silver Air conditioning with climate control Black fender flares Black sunrider soft top Cloth upholstery Driver and passenger airbags, Electronic Stability Control (ESC) Front and rear fog lights Halogen headlights with manual levelling system Leather-wrapped multi-function steering wheel with cruise and audio controls Next Generation Dana 30 front axle Next Generation Dana® 44 heavy-duty rear axle Power heated foldaway side mirrors Removable full-framed metal doors Sentry Key® engine immobilizer Skid plates for fuel tank and transfer case Supplemental front side seat airbags Trail rated badging Uconnect voice command with Bluetooth and remote USB port Uconnect® 135 AM/FM/CD/MP3 radio
	Sport 2-Door JKUL7224C		5-speed automatic		
	Sport 4-Door JKUM7423C	3.6L Pentastar V6 Petrol 3,604cc, 6 cylinder 209kW, 347Nm Four wheel drive Command-Trac® 4WD system	6-speed manual	4-DOOR	
	Sport 4-Door JKUM7424C		5-speed automatic		
	Sport 4-Door JKUM7422C	2.8L DOHC I-4 Turbo Diesel 2,777cc, 4 cylinder 147kW, 460Nm Four wheel drive Command-Trac® 4WD system	5-speed automatic		
	Overland 2-Door JKUP7224G	3.6L Pentastar V6 3,604cc, 6 cylinder 209kW, 347Nm Command-Trac® 4WD system	5-speed automatic	2-DOOR	
	Overland 4-Door JKUP7424G	3.6L Pentastar V6 3,604cc, 6 cylinder 209kW, 347Nm Command-Trac® 4WD system	5-speed automatic	4-DOOR	

Disclaimer: All product illustrations and specifications are based upon current information. FCA Australia Pty Ltd ABN 23 125 956 505 trading as FCA Australia reserves the right to make changes from time to time, without notice or obligation, in prices, specifications, technical information, accessories, colours, materials and to change or discontinue models. All vehicles, models, features, colours and/or accessories shown may not be available in Australia from time to time or at all. "Optional" may mean available as an option but only at an additional cost. For the details of the vehicles, models, features, colours and/or accessories currently available in Australia, please contact an authorised Jeep dealer.

WRANGLER

MODEL HIGHLIGHTS



MODEL	TECHNICAL DATA	TRANSMISSION	KEY HIGHLIGHTS
Rubicon 4-Door JKUS7424R	3.6L Pentastar V6 3,604cc, 6 cylinder 209kW, 347Nm Rock-Trac® 4WD system	5-speed automatic	17-inch alloy wheels finished in mineral grey with polished facings Alpine® premium sound system with 6 speakers plus subwoofer Automatic headlights Black fender flares Cloth upholstery Deep tint sunscreen glass on rear and quarter windows Black hard top & premium black sunrider soft top with Freedom panels Heavy-duty suspension system Leather-wrapped steering wheel with speed and audio controls Next Generation Dana® 44 heavy-duty front/rear axles Rock rails Tru-Lok® front/rear locking differentials Uconnect voice command with Bluetooth and remote USB port Uconnect® 135 system featuring CD player, MP3 compatibility, and AM/FM radio

WRANGLER

MODEL HIGHLIGHTS

SPORT STANDARD EQUIPMENT

Interior <ul style="list-style-type: none"> 60/40 split folding rear seats (4-Door only) 6-speaker sound system Air conditioning with automatic climate control Auto dimming rearview mirror Cloth upholstery Front carpet floor mats Leather-wrapped steering wheel with speed control Rear carpet floor mats (4-Door only) Uconnect® 135 AM/FM/CD/MP3 radio 	OC CFM RGA HAB GNX A7* CLE RDZ - REL	Exterior <ul style="list-style-type: none"> 17-inch Moab cast aluminum painted Sparkle Silver 245/75 R17 on-off road tyres with OWL Black fender flares Black sunrider soft top Command-Trac® 4WD system Cruise control Front and rear fog lights Halogen headlights Headlight levelling system Next Generation Dana 30 front axle Next Generation Dana® 44 heavy-duty rear axle Power heated foldaway mirrors Removable, full-framed metal doors Skid plates for fuel tank and transfer case Spare tyre cover Trail rated badging 	OC WFF TYZ MUG MX4 DHE NHM LNJ/LPG LMJ JKL DJR DRZ GTB GCF XEE/XEF CSA MT2	Safety & Security <ul style="list-style-type: none"> Advanced multistage driver and passenger airbags Anti-lock 4-wheel disc HD brakes (ABS) Electronic Stability Control (ESC) - includes Brake Assist, All-speed Traction Control, Electronic Roll Mitigation, Trailer Sway Control, Hill Start Assist, Brake Lock Differentials Matching spare - alloy wheel Remote key operated lock/unlock Sentry key engine immobiliser Supplemental front seat-mounted side airbags Torx tool kit 	OC CG3 BR6 BNB TBB GXW GXX CJ1 XE4 Groups Connectivity Group AAJ CVC SCV RSX XGM RSQ LAZ
---	--	---	---	---	--

OVERLAND STANDARD EQUIPMENT IN ADDITION TO OR REPLACING SPORT

Interior <ul style="list-style-type: none"> Leather upholstery (Overland only) 	OC AL*/QL*	Groups <ul style="list-style-type: none"> Dual Top Group <ul style="list-style-type: none"> Deep tint sunscreen rear and quarter glass Freedom panel storage bag Premium black sunrider soft top Rear window defroster Rear window wiper/washer Leather Trimmed Bucket Seats (Overland only) <ul style="list-style-type: none"> Driver seat height adjustment Front seatback pockets Heated front seats 	OC AEM GED CS2 MX5 GFA JHB AL* CDH CSM JPM	Groups <ul style="list-style-type: none"> Uconnect Media Centre 731N CD/DVD/HDD/NAV Radio (Overland only) <ul style="list-style-type: none"> 40GB hard drive with 20GB of available storage 6 Alpine speakers plus subwoofer GPS Navigation Integrated voice command with Bluetooth Remote USB port Touch screen display monitor Uconnect hands-free communication 	RHP XRE RC9 JLN XRB RSX RDY RSQ
--	----------------------	--	---	---	---

RUBICON STANDARD EQUIPMENT IN ADDITION TO OR REPLACING OVERLAND

Interior <ul style="list-style-type: none"> 6 Alpine speakers plus subwoofer Cloth upholstery 	OC RC9 A7*	Exterior <ul style="list-style-type: none"> 17-inch polished Mineral Gray Black 3-piece hard top Electronic front sway bar disconnect system Next Generation Dana® 44 heavy-duty front/rear axles Rock rails Rock-Trac® 4WD system Tru-Lok® front/rear locking differentials 	OC WFA MX3 SHG DJS/DRZ MEF DHW DSE	
--	-------------------------	--	--	--

WRANGLER





MODEL HIGHLIGHTS

	SPORT	OVERLAND	RUBICON	OC
GROUPS AND OPTIONS				
Renegade Pack: 6 Alpine speakers plus subwoofer Audio jack for mobile devices Black 3-piece hard top Deep tint sunscreen windows Dual top group Freedom panel storage bag Privacy tinted rear quarter tailgate windows Media Centre 230 6CD/DVD/MP3 Radio Rear window defroster Rear window wiper/washer Tubular side steps	O	N/A	N/A	AEM
Uconnect Media Centre 731N CD/DVD/HDD/NAV radio: 40GB harddrive with 20GB available 6 Alpine speakers plus subwoofer GPS Navigation Integrated voice command with Bluetooth Remote USB port Touch screen display monitor Uconnect handsfree communication	O	S	O	RHP
Leather Trimmed bucket seats: Driver seat height adjustment Front seatback pockets Heated front seats	N/A	S	O	AL*
Media Centre 230 6CD/DVD/MP3 Radio 6 Alpine speakers plus subwoofer Audio jack for mobile devices	N/A	N/A	O	REQ
Body colour 3-piece hard top: Freedom panel storage bag GB tinted rear quarter tailgate windows Rear window defroster Rear window wiper/washer	N/A	S	O	MX1
Body colour fender flares	N/A	S	O	MML M/H MX1

S = Standard N/A = Not Available O = Optional

WRANGLER

MODEL HIGHLIGHTS

		SPORT	OVERLAND	RUBICON	OC
ALLOY WHEELS					
	17-inch Moab cast alloy wheels with sparkle silver finish F/R: 245/75 R17	S	N/A	N/A	WFF
	18-inch aluminium wheel with high gloss granite crystal painted pockets F/R: 255/70 R18	N/A	S	N/A	WFC
	18-inch 7-spoke alloy wheels with polished finish F/R: 255/70 R18	N/A	O	N/A	WPT
	17-inch alloy wheels with polished mineral grey finish F/R: 245/75 R17	N/A	N/A	S	WFA

S = Standard N/A = Not Available O = Optional

WRANGLER











MODEL HIGHLIGHTS

		SPORT	OVERLAND	RUBICON	OC
INTERIOR COLOURS & MATERIAL (ACTUAL COLOUR MAY VARY FROM SAMPLE)					
	Sedosa Cloth/Jeep Hex Cloth — Black with Black upper and lower instrument panel	S	N/A	S	A7X9
	Sedosa Cloth/Rivet Cloth — Black with Dark Saddle accent stitching, Black upper and Dark Saddle lower instrument pane	N/A	N/A	NCO	A7XV
	MOAB Black Leather / Black interior	N/A	S	N/A	NLX9
	MOAB Dark Saddle Leather / Saddle interior	N/A	NCO	N/A	QLXV
	McKinley Leather Trim — Black with Light Slate Gray accent stitching, Black upper and lower instrument panel	N/A	N/A	O	ALX9
	McKinley Leather Trim — Black/Dark Saddle Black upper and Dark Saddle lower instrument panel	N/A	N/A	O	ALXV

S = Standard N/A = Not Available O = Optional NCO = No Cost Option

WRANGLER

MODEL HIGHLIGHTS

		MODEL AVAILABILITY	OC
METALLIC PAINT (ACTUAL COLOUR MAY VARY FROM SAMPLE)			
	Bright White Clear Coat	All	PW7
	Black Clear Coat	All	PX8
	Granite Crystal Metallic Clear Coat	All	PAU
	Rhino Clear Coat	All	PSQ
	Billet Silver Metallic	All	PSC
	Firecracker Red	All	PRC
	Tank	All	PGK
	Hydro Blue Pearl	All	PBJ
	Hypergreen Clear coat	All	PJK
	Mojave Sand Clear Coat	All	PTA

Disclaimer: All product illustrations and specifications are based upon current information. FCA Australia Pty Ltd ABN 23 125 956 505 trading as FCA Australia reserves the right to make changes from time to time, without notice or obligation, in prices, specifications, technical information, accessories, colours, materials and to change or discontinue models. All vehicles, models, features, colours and/or accessories shown may not be available in Australia from time to time or at all. "Optional" may mean available as an option but only at an additional cost. For the details of the vehicles, models, features, colours and/or accessories currently available in Australia, please contact an authorised Jeep dealer.

WRANGLER

MODEL HIGHLIGHTS

TECHNICAL INFORMATION

	Sport (2 door / 4 door)	Sport (4 door)	Overland (2 door / 4 door)	Rubicon (4 door)
Powertrain	3.6L Pentastar V6 Petrol	2.8L DOHC I-4 Turbo CRD Diesel	3.6L Pentastar V6 Petrol	3.6L Pentastar V6 Petrol
Displacement (cu cm)	3,604	2,777	3,604	3,604
Power kW @ rpm	209 @ 6,350	147 @ 3,600	209 @ 6,350	209 @ 6,350
Torque (Nm @ rpm)	347 @ 4,300	460 @ 1,600-2,600	347 @ 4,300	347 @ 4,300
Fuel System	Sequential multipoint, electronic fuel injection	Direct injection, Common-Rail	Sequential multipoint, electronic fuel injection	Sequential, multipoint, electronic fuel injection
Transmission	6-speed manual with overdrive, synchronized in all gears, multi-rail shift system with top-mounted shift lever 5-speed automatic with overdrive, electronic governor, electronically controlled converter clutch	5-speed automatic with overdrive, electronic governor, electronically controlled converter clutch	5-speed automatic with overdrive, electronic governor, electronically controlled converter clutch	5-speed automatic with overdrive, electronic governor, electronically controlled converter clutch
Drive systems	Full-time 4WD	Full-time 4WD	Full-time 4WD	Full-time 4WD
	Command-Trac® MP241 Includes fuel tank & transfer case skid plate, part-time, 2-speed, with manual shift-on-the-fly, 2.72:1 low-gear ratio	Command-Trac® MP241 Includes fuel tank & transfer case skid plate, part-time, 2-speed, with manual shift-on-the-fly, 2.72:1 low-gear ratio	Command-Trac® MP241 Includes fuel tank & transfer case skid plate, part-time, 2-speed, with manual shift-on-the-fly, 2.72:1 low-gear ratio	Rock-Trac® MP241 Includes fuel tank & transfer case skid plate, part-time, 2-speed, with manual shift-on-the-fly, 4.0:1 low gear ratio
Tyres	Standard version	Standard version	Standard version	Standard version
	245/75 R17	245/75 R17	255/70 R18	245/75 R17
Steering/Braking/Suspension	Steering type	Steering type	Steering type	Steering type
	Power, reticulating ball with cross bar linkage and damper	Power, reticulating ball with cross bar linkage and damper	Power, reticulating ball with cross bar linkage and damper	Power, reticulating ball with cross bar linkage and damper
Overall steering ratio	16.7:1/14.7:1	14.7:1	16.7:1/14.7:1	14.7:1
Steering Turns (Lock-to-lock)	3.2/2.5	2.5	3.2/2.5	2.5
Kerb-to-kerb turning circle (m)	10.4 /13.1	13.1	10.4 /13.1	13.1
Brake System	Heavy duty 4-wheel disc, power-assisted, 332mm vented front / 316mm solid rear	Heavy duty 4-wheel disc, power-assisted, 332mm vented front / 316mm solid rear	Heavy duty 4-wheel disc, power-assisted, 332mm vented front / 316mm solid rear	Heavy duty 4-wheel disc, power-assisted, 332mm vented front / 316mm solid rear
Suspension	Live solid axles, 5-link front/rear, coil springs, leading arms, track/stabilizer bars and front steering damper Shock absorbers high-pressure gas charged monotube	Live solid axles, 5-link front/rear, coil springs, leading arms, track/stabilizer bars and front steering damper Shock absorbers high-pressure gas charged monotube	Live solid axles, 5-link front/rear, coil springs, leading arms, track/stabilizer bars and front steering damper Shock absorbers high-pressure gas charged monotube	Live solid axles, 5-link front/rear, coil springs, leading arms, track/stabilizer bars and front steering damper Shock absorbers high-pressure gas charged monotube Sway bar disconnect system, front axle emote electronically activated
Electronic Stability Control	Four-wheel anti-lock, with on and off-road calibrations, four-channel, active wheel-speed, vehicle-speed, steering-wheel-angle, yaw-rate, and lateral-acceleration sensors, vehicle stability management with 3-stage activation switch, All-Speed Traction Control, Brake Assist, Electronic Roll Mitigation, Electronic Brake Distribution	Four-wheel anti-lock, with on and off-road calibrations, four-channel, active wheel-speed, vehicle-speed, steering-wheel-angle, yaw-rate, and lateral-acceleration sensors, vehicle stability management with 3-stage activation switch, All-Speed Traction Control, Brake Assist, Electronic Roll Mitigation, Electronic Brake Distribution	Four-wheel anti-lock, with on and off-road calibrations, four-channel, active wheel-speed, vehicle-speed, steering-wheel-angle, yaw-rate, and lateral-acceleration sensors, vehicle stability management with 3-stage activation switch, All-Speed Traction Control, Brake Assist, Electronic Roll Mitigation, Electronic Brake Distribution	Four-wheel anti-lock, with on and off-road calibrations, four-channel, active wheel-speed, vehicle-speed, steering-wheel-angle, yaw-rate, and lateral-acceleration sensors, vehicle stability management with 3-stage activation switch, All-Speed Traction Control, Brake Assist, Electronic Roll Mitigation, Electronic Brake Distribution

Disclaimer: All product illustrations and specifications are based upon current information. FCA Australia Pty Ltd ABN 23 125 956 505 trading as FCA Australia reserves the right to make changes from time to time, without notice or obligation, in prices, specifications, technical information, accessories, colours, materials and to change or discontinue models. All vehicles, models, features, colours and/or accessories shown may not be available in Australia from time to time or at all. "Optional" may mean available as an option but only at an additional cost. For the details of the vehicles, models, features, colours and/or accessories currently available in Australia, please contact an authorised Jeep dealer.

WRANGLER

MODEL HIGHLIGHTS

TECHNICAL INFORMATION

	Sport (2 door / 4 door)	Sport (4 door Diesel)	Overland (2 door / 4 door)	Rubicon (4 door)
Exterior (millimeters unless otherwise specified)				
Wheelbase	2,424/2,947	2,947	2,424/2,947	2,947
Overall Length	4,223/4,751	4,751	4,223/4,751	4,751
Overall Width	1,873/1,877	1,877	1,873/1,877	1,877
Track (front/rear)	1,572	1,572	1,572	1,572
Overall Height	1,840 to 1,865	1,840 to 1,865	1,840 to 1,865	1,840 to 1,865
Ground Clearance (at curb weight)	230/228 Front axle 223/220 Rear axle	228 Front axle 220 Rear axle	230/228 Front axle 223/220 Rear axle	228 Front axle 220 Rear axle
Approach Angle (degrees)	35/35	35	35/35	35
Breakover Angle (degrees)	22/18	18	22/18	18
Departure Angle (degrees)	28/28	28	28/28	28
Water Forging Depth (mm)	508	508	508	508
Interior (millimeters unless otherwise specified)				
Head room (with hardtop)	1,069/1,075 Front 1,035/1,025 Rear	1,075 Front 1,025 Rear	1,069/1,075 Front 1,035/1,025 Rear	1,075 Front 1,025 Rear
Leg room	1,039/1,039 Front 880/921 Rear	1,039 Front 921 Rear	1,039/1,039 Front 880/921 Rear	1,039 Front 921 Rear
Shoulder room	1,415/1,415 Front 1,514/1,448 Rear	1,415 Front 1,448 Rear	1,415/1,415 Front 1,514/1,448 Rear	1,415 Front 1,448 Rear
Hip room	1,394/1,393 Front 1,100/1,390 Rear	1,393 Front 1,390 Rear	1,394/1,393 Front 1,100/1,390 Rear	1,393 Front 1,390 Rear
Towing Capacities (when properly equipped)				
Maximum Towing Mass (kg - Braked Trailer)	1,000/2,000	2,300	1,000/2,000	2,000
Maximum Towing Mass (kg - Non-Braked Trailer)	750	750	750	750
Capacities/Weights				
Fuel Tank (L)	70.4/85.2	85.2	70.4/85.2	85.2
Gross Vehicle Weight Rating (kg)	2,268/2,540	2,585	2,268/2,540	2,540
Gear Ratio/Crawl Ratio				
First gear	4.46	4.46	4.46	4.46
Transfer case (4LO)	2.72	2.72	2.72	4.00
Axle	3.73	3.73	3.73	4.10
Crawl	49.7	49.7	49.7	73.1