

GUTS. GLORY. RAM



RAM

THE RAM LEGEND



DESIGNED TO **MASTER** **EVERY JOB** OUT THERE.

The legendary American truck, for when the job goes beyond the ordinary. From hauling your boat or trailer, to working your property or managing a business, these workhorses are designed to deliver across the board, day in and year out.

Uncompromising power trains. Ground breaking suspensions. Efficient yet unrelenting strength. Interiors with the design, diagnostics and connectivity to serve you with such comfort and information they serve as aspirational benchmarks for the rest of the class.

TURBO DIESEL
1084NM OF
TORQUE.
6.7L CUMMINS
276KW OF
POWER.

Combine world-class capability with outstanding performance and you've got the 6.7L Cummins® Turbo Diesel engine. Virtually indestructible in design, the Cummins Turbo Diesel is engineered to the tolerances, quality and durability to power semi class big rigs. Rated at 276kW and 1084Nm, the incredible torque delivers uncompromising strength for towing and hauling. The engine features a next generation Diesel Exhaust Fluid (DEF) System and an ultra-efficient Diesel Cooling System with an 11 blade fan and a smart diesel exhaust brake.

The Cummins Turbo Diesel engine is packaged with the 68RFE six-speed automatic transmission, which includes driver-adaptive shifting and three multiple clutch packs, dual filters on a dual stage pump and an independent lubrication cooler that delivers ample pressures under all loads and driving conditions.


So, whether you're towing heavy weights or carrying heavy loads in the rear cargo tub, the 6.7L Cummins Turbo Diesel engine delivers smooth and reliable power. With a monster max towing capacity of up to 6.9 tonnes using a pintle tow hitch on the 2500 Laramie, this powertrain is critical.

PROVEN POWER
IMPRESSIVE PERFORMANCE
MONSTER TORQUE



RAM TOUGH 4x4

THE FRAME – UNCOMPROMISING SUPPORT



The transfer case in the RAM is exactly what you need for ultra 4x4 capability. The BorgWarner features responsive electronic shift on the fly engineering with three operating models plus neutral. This impressive unit offers a low range reduction ratio of 2.64:1 – ideal when off road in a slow rock climbing situation or when using your RAM 4x4 on challenging terrain or steep grades. You need capability and performance that exceeds the need and RAM Heavy Duty trucks are designed to excel.

UNWAVERING. UNSHAKABLE. UNDETERRED.

Groundbreakers understand that true character begins with a strong foundation. So when RAM engineers set out to design the 2500 and 3500, they started with the frame. They didn't stop until they had created the most resilient one ever found in a RAM truck.

Eight separate cross members, hydro formed frame rails and fully boxed rear rails help add strength and stability, giving the 2500 and 3500 the support to tow bigger loads and work harder. The RAM engineers had your toughest jobs in mind when they developed the 2500 and 3500 heavy-duty, 50-KSI steel frame, providing for more structural support than ever before.



RAM STRENGTH

ADVANCED SUSPENSION STRENGTH + CONTROL




2500

The RAM 2500 is defined by capability, with standards that allow zero tolerance for compromise or for convention.

In front, a unique three-link coil spring suspension.

In back, a class exclusive five link coil spring suspension featuring unique multi-rate coil springs and heavy duty fixed displacement shock absorbers, both of which are placed in an outboard position that optimises performance and minimises noise and vibration. Innovative RAM technology delivers it all: phenomenal ride quality, impeccable road manners and unrivalled control. Let the others try to catch up.



3500

A groundbreaker knows that the most trusted experts are the ones with real-world experience. When RAM engineers created the RAM 3500 Heavy Duty suspension, they combined their hands-on knowledge with cutting-edge technology. The result was a hardworking suspension, yielding an impossibly smooth ride.

Nothing says total utility quite like the 3500 Hotchkis rear leaf spring suspension, which delivers improved ride while towing and increased payload capability. The advanced three-link coil spring front suspension on RAM 3500 increases roll stiffness and support.



TOW UP TO **6.9 TONNES** ON THE PINTLE.

True influence is determined not by what you say, but by what you do – and how much weight you pull. And with RAM Trucks one thing is clear, they do what heavy duty trucks should.

Whether you tow your weight or carry it in the rear cargo tub, the 6.7L Cummins Turbo Diesel engine delivers. The RAM generates an impressive 1084Nm of torque, perfect for towing up to 6.9 Tonnes using the pintle.

No matter how heavy the load, the dashboard-mounted Trailer Brake Controller lets you automatically or manually operate the electronic brakes on properly equipped trailers. And with Electronic Stability Control (ESC) standard on all RAM trucks, your trailer and truck work together as one heavy-duty hauling machine. Before you know it, towing will begin to feel like second nature.

THE POWER TO PULL



The class-exclusive RamBox® Cargo Management System is more than just a tool box! It features a lit, secure/lockable, durable and drainable storage system incorporated into the side rails of the truck tub.

**THE RAMBOX®
INNOVATION
DELIVERS CLASS
EXCLUSIVE STORAGE
SOLUTIONS**

The AllSecure® remote security system allows remote locking and unlocking of the RamBox®, as well as the rest of your RAM Truck with the push of a button.

RamBox® vehicles come equipped with a cargo bed extender/divider, cargo bed rails with four adjustable tie-down cleats, as well as cargo box lighting. The bed divider creates individual compartments in the tub bed to separate equipment and keep it secure and the cargo rail system on both sides of the tub bed has sliding, adjustable cleats for infinitely adjustable tie down versatility.

Drain holes inside the RamBoxes allow this space to be used as cool storage with ice and space for up to 140 drink cans on either side and the water resistant/weatherproof and lockable RamBoxes keep items safe and dry.

152cm long, the RamBox® provides 243 litres of storage space on both sides of the tub making them large enough to hold items like golf clubs, helmets, tool boxes, chainsaws, fishing rods and so on.

**RAMBOX®:
MORE THAN JUST A TOOL BOX!**



Groundbreakers go the distance, enduring early mornings and long evenings to do a job right. They go above and beyond, covering every detail – even the small things that others overlook.

FROM BRAKING TO BACKING UP, RAM ENGINEERS CONSIDERED EVERY ANGLE TO HELP YOU WORK MORE EFFICIENTLY AND SECURELY.

The RAM models come standard with Electronic Stability Control (ESC) – a system that optimizes vehicle stability and helps maintain directional control under demanding or adverse conditions. ESC compares the driver's steering input to the vehicle's actual movement, helping give you more control on the toughest jobs out there.

The state-of-the-art diesel 'smart' exhaust brake was engineered to help provide excellent stopping power and control, giving you optimal command of the toughest loads, day in and day out.

The Cargo View Camera helps provide a view of the bed for easier hook up of your trailer. This innovative camera also allows you to keep an eye on your cargo, with a clear image prominently displayed on the 8.4-inch Uconnect® screen.

The ParkView® Rear Back Up Camera is mounted within the tailgate handle to provide drivers with a clear view of what's behind them. The crisp colour dashboard display helps make parking and trailer hook ups a breeze.

14

FROM BRAKING TO BACKING UP



FAMILY ROOM COMES OF AGE

Few pickups stand out with such sophistication as the RAM Laramie. The luxurious treatments and inviting interiors bring a wealth of appointments, design refinements, comfort and craftsmanship to the RAM. You'll know, feel and see it from the moment you take a seat in the RAM Laramie, with features that include the distinctive six ring instrument cluster and the understated elegance of leather trim in stunning Bristol Black with subtle instrument panel treatments. When it comes to luxury, it's clear – you've arrived.

Step into a RAM and you're stepping up to technology unimaginable a decade ago. RAM gives you state of the art instrumentation and information through the impressive Electronic Vehicle Information Centre (EVIC) display.

The full colour seven inch Thin Film Transistor (TFT) display offers astonishing clarity and tonnes of real time mechanical data. Add scroll-type interfaces and intuitive steering wheel mounted toggle switches for instant vehicle information (there are 34 menu options and graphics) and PowerNet electrical architecture and you're in control of all of it.

Connectivity is key. Along with a full colour 8.4 inch touchscreen system – the brilliant universe of in-cab technology makes available a world of telematics and electronics. Uconnect® includes Google Android Auto™ and Apple Car Play™, Bluetooth®, hands free voice command and indispensable NAV systems.

The RAM is designed to deliver incredible hauling capability and storage capacity – and won't let you down. The RAM comes standard with 6 seats but a 5 seater version can also be ordered as a factory order optional extra. The front row centre position can be a seat, a flat writing surface or a storage compartment with integrated cup holders.

Rear seats fold up or down for level floor hauling when materials are best carried inside. In floor storage bins are removable for draining ice and invaluable for keeping things out of sight.

LARAMIE: LIFE IS SWEET



WORLD-CLASS RIGHT HAND DRIVE REMANUFACTURE

In Australia and New Zealand our trucks are truly unique in that the remanufacture to right hand drive is manufacturer approved and therefore retain the full support of the US factory. Our trucks are remanufactured to standards that mirror the same level of manufacturer quality as the original left hand drive vehicles.

RAM TRUCKS AUSTRALIA, THE ONLY FACTORY AUTHORISED FULL VOLUME IMPORTER FOR RIGHT HAND DRIVE RAM TRUCKS IN AUSTRALIA AND NEW ZEALAND

Our trucks are distributed and supported by an authorised nationwide RAM dealer network and all trucks sold receive full volume compliance and meet all Australian Design Rules (ADR's). All components involved in the right hand drive remanufacture achieve the same standard as the left hand drive vehicles. An example being the critical area of steering componentry which is the same supplier to that of the LHD assembly. The RHD dashboard is sourced from an approved OEM provider to ensure the highest levels of quality. Not to mention voluntarily crash testing our truck to ensure the highest levels of safety with our remanufactured right hand drive vehicles, something that is a benchmark of our own rather than a legal requirement. All of which are a true testament to the highest quality remanufacture to right hand drive anywhere in the world, something only Ram Trucks Australia can deliver to our customers.

RAM SUPPORT

WE STAND BEHIND OUR TRUCKS



WARRANTY & ROADSIDE ASSIST

Decades of rigorous safety, security and quality testing go into every RAM vehicle before the rubber hits the road. Which is why we have the confidence to back them with a 3 year or 100,000 km warranty, whichever comes first.

All RAM Trucks also come with the reassurance of Roadside Assist for the period of your warranty. In the event your vehicle is immobilised, you can rest assured that our Roadside Assist will help you to continue your

journey with the minimum of inconvenience to you and your passengers, 24 hours a day, 7 days a week, 365 days a year.

ACCESSORIES – CUSTOMISE. PERSONALISE. OPTIMISE.

Make the most of your RAM Truck with our range of genuine accessories. Contact your Dealer or visit our website for more details.

FLEXIBLE FINANCE OPTIONS

At RAM Finance we are committed to providing you with a comprehensive and highly competitive range of vehicle finance solutions. RAM Finance's solutions are designed to provide flexibility, ease and peace of mind.

So from the start of your journey with us, you'll remain firmly and comfortably in the driver's seat of the financial arrangement you choose for your vehicle. Refer to the website for more information.

NATIONWIDE DEALER NETWORK

RAM owners have the backing of our authorised nationwide dealer network which provides comprehensive sales, service and parts support wherever you may be. To find your nearest Dealer just visit the RAM website.

LARAMIE: SPECS + COLOURS



2500 EXTERIOR COLOURS – MY 2018



FLAME RED



BLUE STREAK (P)



BRILLIANT BLACK (M)



BRIGHT WHITE



BRIGHT SILVER (M)



GRANITE CRYSTAL (M)



DELMONICO RED (P)



PEARL WHITE (P)

(M) = METALLIC
(P) = PEARLESCENT

3500 EXTERIOR COLOURS – MY 2018



BRILLIANT BLACK (M)




BRIGHT WHITE



GRANITE CRYSTAL (M)

2500 / 3500 INTERIOR – MY 2018



BRISTOL LEATHER/PERFORATED LEATHER
TRIM – BLACK



6 SEAT – STANDARD



OPTIONAL 5 SEAT (FACTORY ORDER ONLY)

2500/3500 SPECIFICATION GUIDE



RAM TRUCKS LARAMIE 4X4 CREW CAB – MY18

	2500	3500
ENGINE & MECHANICAL		
ENGINE		
Engine	6.7-Litre I-6 Cummins® Turbo Diesel Engine	
Displacement (cc)	6,690	
Max Power	276kW @ 2,800rpm	
Max Torque	1,084Nm @ 1,600rpm	
Construction	Cast iron block and head	
Valve System	OHV, 24 valves, solid lifters	
Fuel Tank	117 litres (6'4" Tub) 121 litres (8' Tub)	
TRANSMISSION		
Type	6-Speed Automatic 68RFE Transmission	
Gear Ratio: 1st	3.23	
Gear Ratio: 2nd	1.84	
Gear Ratio: 3rd	1.14	
Gear Ratio: 4th	1	
Gear Ratio: 5th	0.82	
Gear Ratio: 6th	0.63	
Gear Ratio: Reverse	4.44	
BRAKES		
Type	Anti-Lock 4-Wheel Disc Brakes	
Caliper	Twin-piston pin-slider	
Front Rotors (mm)	360 x 39	
Rear Rotors (mm)	358 x 34	
Booster	Hydroboost	
Diesel Exhaust Brake with 'smart' function	Standard	
SUSPENSION		
Front Sway Bar	Standard	
Rear Sway Bar	Standard	N/A
Front Heavy Duty Shock Absorbers	Standard	
Rear Heavy Duty Shock Absorbers	Standard	
Front, Performance-tuned Shock Absorbers	SPORT Appearance Pack, 2500 and 2500 Rambox Models only	N/A
Rear, Performance-tuned Shock Absorbers	SPORT Appearance Pack, 2500 and 2500 Rambox Models only	N/A
Suspension – Front	Three link with Track Bar, Coil Springs, Stabilizer Bar, Solid Axle	
Suspension – Rear	Five link with Track Bar, Coil Springs, Stabilizer Bar, Solid Axle	Hotchkiss leaf spring, solid axle
Auto-Level Rear Air Suspension	Optional – factory order only	N/A
STEERING		
Power Recirculating Ball	Standard	
MECHANICAL		
180-Amp Alternator	Standard	
3.42 Rear Axle Ratio	Standard	
730-Amp Maintenance Free Battery	Standard	
Anti-Spin Differential Rear Axle	Standard	
Conventional Differential Front Axle	Standard	
Electronically Controlled Throttle	Standard	
RAM Active Air™	Standard	
Diesel Exhaust Fluid (DEF) System	Standard	

	2500	3500
CAPABILITIES		
PAYLOAD		
Payload* (kg)	913	1,713
Front Axle Maximum Capacity (kg)	2,609	2,722
Rear Axle Maximum Capacity (kg)	3,176	
TOWING		
Maximum Unbraked Towing Capacity (kg)	750	
Maximum Braked Towing Capacity (kg) using 50mm Ball	3,500	
Maximum Braked Towing Capacity (kg) using 70mm Ball	4,500	
Maximum Braked Towing Capacity (kg) using Pintle	6,942	6,171
Gross Combined Mass with 3.5T Towing	7,990	8,809
Gross Combined Mass with 4.5T Towing	8,990	9,809
Gross Combined Mass with Pintle Towing	11,432	11,479 (Truck Licence)
		10,661 (Car Licence)
		10,338 (Truck Licence 8' Tub)
Note: Licence requirements can vary depending on the State/Territory.		
12 Pin Wiring Harness	Standard	
Class V Receiver (Tow Bar)	Standard	
5th Wheel/Gooseneck Towing Prep Pack	Aftermarket Accessory	
Tow Bar with Pintle Tow Hitch	Aftermarket Accessory	
Trailer Brake Control	Standard	
OFF-ROAD PERFORMANCE		
Transfer Case	BorgWarner® Part Time Electronic Shift on the Fly	
Transfer Case Skid Plate Shield	Standard	
Operating Modes	2WD, 4WD High, Neutral, 4WD Low	
Low Range Ratio	2.64	
Tow Hooks	Standard	
DIMENSIONS & CAPACITIES		
INTERIOR		
Head Room – Front (mm)	1,041	
Head Room – Rear (mm)	1,014	
Leg Room – Front (mm)	1,041	
Leg Room – Rear (mm)	1,023	
Shoulder Room – Front (mm)	1,676	
Shoulder Room – Rear (mm)	1,669	
Seating Capacity – 6 Seats	Standard	
Seating Capacity – 5 Seats	Optional – factory order only	N/A
EXTERIOR		
Kerb Weight (kg)	3,577	3,596
Gross Vehicle Mass (kg)	4,490	5,309
Ground Clearance – at kerb weight – Approach Angle	21.8°	
Ground Clearance – at kerb weight – Breakover Angle	18.2°	
Ground Clearance – at kerb weight – Departure Angle	22.3°	
Ground Clearance – at kerb weight – Running Ground Clearance (mm)	218	
Overall Body Width (mm)	2,009	
Overall Height (mm)	1,974	2,027
Overall Length (mm)	6,030	6,027
Track – Front (mm)	1,735	1,720
Track – Rear (mm)	1,732	1,704
Turning Circle – curb-to-curb (m)	13.38	
Wheelbase (mm)	3,797	

	2500	3500
TRAY		
6'4" Tub	Standard	
8' Tub	Optional – factory order only (not available on Rambox)	Optional – factory order only
Maximum Floor Length (mm)	1,939	
Depth (mm)	511	
Width Between Wheel Arches (mm)	1,295	
Maximum Floor Width (mm)	1,687	
Rambox – Maximum Floor Width (mm)	1,270	N/A
Rambox Cargo Management System – Capacity	243 litres on each side	N/A
Rambox Cargo Management System – Length (mm)	1,520	N/A
INTERIOR		
SEATING		
Front Centre Seat Cushion Storage	Standard	
Heated and Ventilated Front Seats	Standard	
Heated and Ventilated Rear Seats	Standard on Optional 5 Seat (Factory order only)	N/A
Leather-Trimmed 40/20/40 Front Bench Seat	Standard	
Floor Covering – Black Carpet with Front and Rear Floor Mats	Standard	
Power 10-Way Driver Seat w/Memory & Power 6-Way Passenger Seat	Standard	
Rear 60/40 Split Folding Seat	Standard	
Rear Under Seat and Floor Storage Compartments	Standard	
CONVENIENCE FEATURES		
240-Volt 100W Inverter Auxiliary Power Outlet	Standard	
12-Volt Auxiliary Power Outlets	Standard	
Dual Zone Climate Control	Standard	
Auto-Dimming Rearview Mirror	Standard	
Electronic Vehicle Information Center with 7" display	Standard	
Heated Steering Wheel	Standard	
Memory for Radio, Driver's Seat, Mirrors and Pedals	Standard	
Overhead Console	Standard	
Power Adjustable Pedals w/Memory	Standard	
Power Door Locks	Standard	
Power Front Windows w/1-Touch Up and Down Feature	Standard	
Power Steering	Standard	
Power Sunroof	Standard	
Rear Power Sliding Window	Standard	
Rearview Day/Night Mirror	Standard	
Temperature and Compass Gauge	Standard	
Tilt Steering Column	Standard	
Tip Start	Standard	
ENTERTAINMENT SYSTEM		
7-Inch Multi-View Cluster	Standard	
8.4-Inch Touchscreen Display	Standard	
9 Amplified Speakers with Subwoofer	Standard	
Audio Jack Input for Mobile Devices	Standard	
Integrated Voice Command with Bluetooth®	Standard	
Google Android Auto™ and Apple CarPlay™	Standard	
Media Hub (USB, Aux)	Standard	
Steering Wheel Mounted Audio Controls	Standard	
Uconnect® 8.4 Navigation	Standard	

	2500	3500
EXTERIOR		
WHEELS & TYRES		
18" x 8" Polished Aluminum Wheels	Standard	
Nexen LT275/70R 18 BSW On/Off-Road Tyres	Standard	
20" Aluminium Black Painted Wheels	Standard (SPORT Appearance Pack only)	
Nitto 275/65 R20 AT Tyres	Standard (SPORT Appearance Pack only)	
Full Size Spare Tyre – Steel Wheel	Standard	
Tyre Carrier Winch	Standard	
DOORS		
Locking Tailgate	Standard	
Lockable Rambox Cargo Management System	Standard (Rambox only)	N/A
LIGHTING		
Automatic Headlamps	Standard	
Auto High-Beam Headlamp Control	Standard	
Bi-Function Halogen Projector Headlamps	Standard	
Fog Lamps	Standard	
CONVENIENCE FEATURES		
Fixed Long Mast Antenna	Standard	
Power Folding Heated Side Mirrors with Memory	Standard	
Rain Sensing Wipers	Standard	
Spray-In Bedliner	Standard	
Wheel to Wheel Side Steps	Optional	Standard
DESIGN		
Wheel Flares	Standard – Body Colour	Standard – Two Tone
Two Tone Paint	N/A	
OPTIONAL		
SPORT Appearance Pack	SPORT Appearance Pack, 2500 and 2500 Rambox Models only	N/A
SAFETY & SECURITY		
Advanced Multi-stage Front Airbags	Standard	
Centre High-Mount Stop Lamp with Cargo Camera	Standard	
Electronic Stability Control	Standard	
Keyless Enter 'n' Go™	Standard	
ParkSense® Front and Rear Park Assist System	Standard	
Parkview™ Rear Back-Up Camera	Standard	
Remote Keyless Entry	Standard	
Remote Proximity Keyless Entry	Standard	
Remote Start System	Standard	
Security Alarm	Standard	
Sentry Key® Theft Deterrent System	Standard	
Cruise Control	Standard	
Supplemental Front Seat-Mounted Side Airbags	Standard	
Supplemental Side-Curtain Airbags	Standard	
Tyre Pressure Monitoring Display	Standard	
WARRANTY		
3 year/100,000 km (whichever occurs first)	Standard	
Roadside Assistance	Standard	

#Includes occupants fuel and fitted options. The weight of these must be deducted from the payload to determine load carrying capacity. Front and rear axle loads must not be exceeded.



RAM

RAMTRUCKS.COM.AU

All the information in this document is correct at time of publication however variations may occur from time to time and American Special Vehicles Pty Ltd insofar as is permitted by law to do so shall not be liable in any way as a result of any reliance by any person on anything contained in this document. RAM, the Ram's Head Logo, Active Air, Laramie, ParkSense, ParkView and Uconnect are registered trademarks and Keyless Enter 'n' Go are trademarks of Chrysler Group LLC. Cummins is a registered trademark of Cummins, Inc. Bluetooth is a registered trademark of Bluetooth SIG, Inc. Apple CarPlay™ connectivity requires compatible iOS device. See apple.com.au for more details. Apple CarPlay™ is a registered trademark of Apple Inc. Android Auto™ connectivity requires compatible Android device. See android.com/intl/en_au/ for more details. Android Auto™ is a registered trademark of Google Inc. American Special Vehicles are the only factory-authorized full-volume importer of Ram Trucks in Australia. Overseas models shown. Some features and accessories are not standard and are at additional cost.