

Ford TRANSIT

Ford



COMMERCIAL VEHICLES



Go Further

MEET THE TRANSIT COMMERCIAL VEHICLES FLEET

Welcome to the award-winning Ford Transit Commercial Vehicles Range. Renowned for their capability, dependability, safety, efficiency and car-like drive and comfort, the comprehensive Transit line-up is built to get the job done. The smart and agile Transit Custom is perfect for small business owners, while the larger Transit Van boasts an extensive cargo area built to carry big loads. These vans are available in a range of wheelbases, roof heights and drivetrain configurations, while the Transit Cab Chassis comes in both single and double cab body styles that can be customised to suit your needs.



Transit Custom 300S shown with optional Tech Pack, Dual Side Load Doors with Windows and 16" alloy wheels



Transit 350L LWB FWD Van shown with optional high roof



Transit 470E Single Cab Chassis shown with aftermarket alloy tray (not included)



THE VAN THAT CAN

Delivering bold new design, the versatility to take on tight streets and the loadspace to keep your business moving, the Transit Commercial Vehicles range is built tough. With its advanced Euro 6 certified 2.0L EcoBlue diesel engine delivering up to an impressive 125kW of power and 405Nm of torque on Van and Cab Chassis models, along with the latest smart technology, every Transit is powerful, capable and intelligent, ready to become your next mobile office.

PEACE OF MIND INSIDE AND OUT

Five stars for safety. Drive with extra confidence knowing Transit Custom has a full 5-star ANCAP safety rating.

Six Airbags Standard. All Transit Commercial Vehicles feature airbags positioned at the front, on both sides and at the head to enhance protection of the driver and front passengers in the event of an accident.

OPTIONAL TECHNOLOGY PACK

(Available on Transit Custom only)

Adaptive Cruise Control¹³

Set your desired speed and Adaptive Cruise Control adjusts to the flow of traffic, slowing down when it senses a vehicle in front and returning to your pre-set speed once it clears.

Autonomous Emergency Braking (AEB) with Pedestrian Detection¹³

If a potential collision with a vehicle or pedestrian is detected, the Pre-Collision Assist system can alert the driver, pre-charge the brakes and automatically apply them to help mitigate any impact.

Rear Cross Traffic Alert (RCTA)¹³

When reversing, Rear Cross Traffic Alert can detect approaching vehicles or other hazards and alert you with visual and audible warnings.

Lane Departure Warning¹³

By monitoring road markings, Lane Departure Warning can detect if you appear to unintentionally move out of your lane. If you do, your steering wheel will vibrate to alert you.

Blind Spot Information System (BLIS)¹³

If its sensors detect that another vehicle enters your blind spot whilst travelling, the system activates a warning indicator light which appears in the side mirror.

MyKey™

MyKey™ allows you to program restricted driving mode settings into your keys (like top speeds), encouraging responsible driving in employees that may use the car.

Auto Wipers / Headlights (inc. High Beam)¹³

Drive with ease with Auto High Beams, which automatically turn high beams on and off depending on light levels and surrounding vehicles. Whilst your Auto Wipers turn-on automatically in rain, or when a passing car sends water onto your windscreen.

Tyre Pressure Monitoring System (TPMS)¹⁴

Never miss a beat with the Intelligent Tyre Pressure Monitor that will notify you if one of your tyres is significantly under-inflated. The monitor constantly assesses each tyre's pressure and let's you know which ones need air and when.

Colour Range

All Transit Range

Additional Transit Custom colours

100+ Special Vehicle Option (SVO) Paint options



Frozen White



Magnetic*



Blazer Blue



Moondust Silver*



Blue Metallic*



Shadow Black*



* Prestige Paint is an option that incurs an additional charge.

Notes



2018.75MY Transit Specifications. Visit ford.com.au for full specification details and available accessories.

SYNC® 3 with Apple CarPlay™ & Android Auto™^{1,2}.

Our fully integrated, voice-activated system lets you continue working whilst on the road. Get to your next worksite with the available Satellite Navigation system³, make hands free calls and listen to text messages. Seamlessly connect with Apple CarPlay™ and Android Auto™² on your compatible smartphone so you never miss a beat.

Reverse Camera and Front & Rear Parking Sensors⁴.

Park with confidence using the Rear View Camera – providing a wide-angle view behind the vehicle so you can see what, or who, is behind you when reversing. Front and rear sensors also provide an audible warning to help you judge the distance between your vehicle and potential obstacles in the front and rear for easier parking and manoeuvring.

Advanced EcoBlue Diesel engine with optional 6-speed Auto Transmission⁵.

Standard across the Transit range, get even more power and greater efficiency with the advanced, high performance EcoBlue diesel engine. Available with 6-speed auto, you can go further between services with 30,000km/12mth intervals helping you save time and money.



Flexible Cargo Space


Designed to maximise space, convenience and practicality, the Transit van range means business. With up to 3.4m load length⁶ on the Transit Custom and up to 4.2m load length⁷ on the Transit Van, you'll be set for the toughest jobs with a fixed steel bulkhead, sealed load floor, full-height hardboard lining and multiple tie-down hooks all standard.

High Roof

Sometimes you just need some extra height. Intelligent design combined with a highly functional load space ensures your Transit has never been more ready to work. With an optional high roof available for Transit Custom and Transit Van, expand your max cargo volume up to 8.3m³ and up to 13.0m³ respectively⁸ so you'll never need to compromise.

Rear Liftgate Door⁹ and Dual Side Load Doors⁹.

Smart and sophisticated by design, all Transit vans come standard with barn doors, with the option of a rear liftgate door letting you load and unload even in the rain. And when the clock's ticking, easily access your cargo from both sides with versatile dual side load doors⁹.



Impressive Towing Ability

With up to 2,800kg¹⁰ maximum towing capacity on Transit Custom and up to 3,500kg¹¹ max towing capacity on the Transit Van and Cab Chassis models, the Transit range offers impressive pulling power along with a range of safety and driver assistance features. This includes Hill Launch Assist, Trailer Sway Control, Side Wind Stabilisation and Load Adaptive Control¹² so you can tow with confidence no matter the road conditions.

	Transit Custom		Transit Van		Transit Cab Chassis			
	Transit Custom 300S SWB Van	Transit Custom 340L LWB Van	Transit 350L LWB RWD Van	Transit 350L LWB FWD Van	Transit 350E Jumbo Van (SRW)	Transit 470E Jumbo Van (DRW)	Transit 470E Single Cab Chassis	Transit 470E Double Cab Chassis
Engine/Transmission								
2.0L EcoBlue Diesel Engine	S		S		S		S	
Power - Maximum (DIN)	96kW @ 3,500rpm		125kW @ 3,500rpm		125kW @ 3,500rpm		125kW @ 3,500rpm	
Torque - Maximum (DIN), Valves	385Nm @ 1,500 - 2,000rpm, 16		405Nm @ 1,750 - 2,500rpm, 16		405Nm @ 1,750 - 2,500rpm, 16		405Nm @ 1,750 - 2,500rpm, 16	
Drive Configuration	FWD		RWD		RWD		RWD	
Emissions Level	Euro VI		Euro VI		Euro VI		Euro VI	
Auto Stop/Start ¹³	S		S		S		S	
Fuel Tank/Ad Blue® Tank Capacity (Litres)	72/21		100/21		100/21		100/21	
Battery	Single		Single		Single		Single	
6-speed Manual	S		S		S		S	
6-speed Automatic	O		-		-		-	
Wheels & Tyres								
Wheel size / type	15" Steel (Man) 16" Steel (Auto)	16" Steel	16" Steel		16" Steel		16" Steel	
Turning Circle - Kerb to kerb (m)	10.9 (15" wheels) 11.6 (16" wheels)	12.8 (16" wheels)	13.3		13.3		14	
Full size steel spare wheel	S		S		S		S	
Rear Wheel Configuration	Single		Single		Single		Dual	
Medium Roof height	S		S		-		-	
High Roof height	O		O		S		-	
Safety, Security & Driver Assistance								
6 Airbags - Driver, Front Passenger, Front Side Curtain & Front Side Seat Electronic Brakeforce Distribution (EBD) with Emergency Brake Light and Emergency Brake Assist ¹² , Cruise Control with Adjustable Speed Limiter, Emergency Assistance ¹⁶ , Perimeter Alarm / Immobiliser, Dynamic Stability Control (DSC) incorporating ABS, Load Adaptive Control, Roll Over Mitigation, Traction Control, Trailer Sway Control, Side Wind Stabilisation and Hill Launch Assist ¹²								
Front and Rear Parking Sensors	S		S		S		-	
Reverse Camera ⁴ with Trailer Hitch Assist	S		S		S		-	
Comfort & Convenience								
Air Conditioning - Manual	S		S		S		S	
Leather Wrapped Steering Wheel - Telescopic and Tilt Adjustment	S		S		S		S	
3 x 12V Sockets	S		S		S		S	
230V (150W) Inverter	S		-		-		-	
Trip Computer with Digital Speed	S		S		S		S	
Storage & Carrying								
Locking Glove Box	S		S		S		S	
Full Width Steel Bulkhead with Window and Load-Through Hatch	S		S		S		-	
Load Area Protection Kit (Includes Sealed Load Floor and Full Height Hardboard Lining)	S		S		S		-	
Load Area Tie Downs	8		10		10		-	
Sliding Load Door (Left Side)	S		S		S		-	
Rear Twin Barn Door with Window (180° Opening)	S		S		S		-	
Integrated Roof Racks	S ¹⁷		-		-		-	
Audio, Communications & Instruments								
SYNC®3 ¹ with AppLink™ and Enhanced Voice Control	S		S		S		S	
Apple CarPlay™ ² and Android Auto™ ² integration	S		S		S		S	
Touchscreen Display	8.0"		6.5"		6.5"		6.5"	
Satellite Navigation ³ with Traffic Message Channel ¹	O		S		S		S	
DAB+/AM/FM Radio with 4 Speakers	S		S		S		S	
Controls on Steering Wheel	S		S		S		S	
2x USB Ports	S		S		S		S	
Regular Production Options¹⁸								
Dual Load Doors ¹⁸	O		O - mid roof only		-		-	
Window/s on Side Load Door/s ¹⁸	O		-		-		-	
Rear Liftgate Style Door ¹⁸	O - low roof only		-		-		-	
16" alloy wheels ¹⁸	O		-		-		-	
Prestige Paint or (SVO) Paint ¹⁸	O		O		O		O	
Optional Technology Pack¹³								
O								

S = Standard O = Optional A = Available -- = Not available

1. Not all SYNC® 3 features are compatible with all phones, for full compatibility list see www.ford.com.au/sync. 2. Apple CarPlay / Android Auto requires phone with compatible version of Apple iOS / Android™ (as applicable), active data service, and connection cable (sold separately). SYNC® does not control Apple CarPlay / Android Auto while in use. Apple / Google and other third parties are responsible for their respective functionality. Message and data rates may apply. Apple CarPlay, Apple Maps, Siri Eyes Free, iPod and iPhone are trademarks of Apple Inc. registered in the US and other countries. Android Auto and Google Maps are trademarks of Google Inc. Ford AppLink® is available on selected SYNC® models and is compatible with select smartphone platforms. Warning: Local laws prohibit some phone functions while driving. Check your local road rules before using these functions. 3. Satellite Navigation optional on Transit Custom and standard on all other Transit models. 4. Reverse Camera and Front & Rear Parking sensors not available on Transit Cab Chassis models. 5. 6-speed automatic transmission available at additional cost on Transit Custom and standard on Transit 350L LWB FWD Van. 6. 3.4 metre load length on Transit Custom 340L LWB Van model with load-through bulkhead. 7. Maximum load lengths: Transit 350L LWB FWD/RWD Van 3.5m. 350E and 470E Jumbo Vans 4.2m. 8. Visit ford.com.au for full specifications details. 9. Rear Liftgate Door and Dual Side Load Doors are available on select models at additional cost. Visit ford.com.au for full vehicle specification details. 10. On Transit Custom manual transmission models when fitted with a Genuine Ford Tow Pack and Tow Ball subject to state and territory regulations. Visit ford.com.au for full vehicle specification details. 11. On Transit 470E Jumbo Van and Transit Cab Chassis models when fitted with a Genuine Ford Tow Pack and Tow Ball subject to state and territory regulations. Visit ford.com.au for full vehicle specification details. 12. Driver-assist features are supplemental and do not replace the driver's attention, judgment and need to control the vehicle. May not operate in some driving and road conditions (including at certain speeds) or adverse weather. 13. Available only on Transit Custom as part of the optional technology pack at additional cost. Driver-assistance features are supplemental and do not replace the driver's judgement. Function may not operate in some driving and road conditions or adverse weather. 14. The Tyre Pressure Monitoring System is not a substitute for manually checking your tyre pressure. For more precise measurements, use a tyre gauge to check your tyre pressure at least once a month. Failure to properly maintain tyre pressure can increase the risk of tyre failure, loss of control, vehicle rollover and personal injury. 15. Auto Stop/Start will not occur in all situations. 16. Needs a paired and in range mobile phone. Can activate in the event of a crash which deploys an airbag or activates the fuel pump shut off. 17. Roof rack only available on low roof models. 18. Regular Production Options and Technology Pack are optional and available at additional cost.

FORD SERVICE

Our Commitment to You

Ford Service Benefits is our commitment to you as a Ford owner. The extensive list of benefits provide value, reliability, convenience and peace of mind when you service your Ford vehicle by a Factory Trained Technician using specialist diagnostic equipment. Now that's what service should be.

Five Year / Unlimited Kilometre Warranty

As a Ford owner you will now receive a Five Year / Unlimited Kilometre Ford Express New Vehicle Warranty with your purchase¹. For details about this warranty please visit: www.ford.com.au/owners/warranties



Service Experience

Speak to your participating Ford Dealer today about how we can help you make the most out of your vehicle experience.



Service Loan Car

So we can keep you on the road when you're getting a scheduled service you can take advantage of our Service Loan Car program.⁴



Van Care Roadside Assistance

Getting a flat tyre or battery is never convenient so Van Care Roadside Assistance for up to 12 months will be included in your next standard service, for up to seven years/unlimited kilometres.³



Service Price Calculator

With Ford's Service Price Calculator, you'll know what you're going to pay for a standard service before you even come in. So there are no nasty surprises for the life of your Ford.⁵



Sat Nav Map Updates

Never lose your way again with the latest map data for your Satellite Navigation system. If your vehicle has SYNC[®] 3 with Satellite Navigation, you'll receive yearly map updates for up to seven years with your scheduled servicing. If your vehicle has SYNC[®] 2 with Satellite Navigation, you'll receive yearly map updates until September 2024.²



• VEHICLE REPORT CARD
• ONLINE BOOKING

• LOW PRICE TYRE GUARANTEE
• PRICE MATCH PROGRAM⁶

• 24/7 ACCESS TO FORD CUSTOMER
RELATIONSHIP CENTRE

Now that's what Service should be.

Contact us

If you have any questions or concerns, please contact our Customer Relationship Centre on 13 FORD (13 3673) or email foacust1@ford.com

Running a fleet?

Our Ford Fleet team is here to assist you in any way we can. Please call 1300 13 13 30 or email askfleet@ford.com

Ford For Good

From supporting national causes to community volunteering, we take our social responsibility seriously. Find out more at ford.com.au/about/community



1. Warranty conditions apply. 5 year/unlimited km Ford Express New Vehicles Warranty applies to new, demonstrator and service loaner vehicles delivered from 1 May 2018. Our goods come with consumer guarantees that cannot be excluded under the Australian Consumer Law. Our warranty does not limit and may not exceed your rights under those guarantees. 2. Available at participating Dealers. Customers must comply with scheduled servicing intervals. See www.ford.com.au/service/t-and-c for full terms. 3. Available on new and demonstrator Transit and Transit Custom vehicles, sold on or after 1 November 2018. Van Care Roadside Assistance is included for 12 months or until your next eligible standard service (whichever occurs first) at participating Dealers. Customers must comply with scheduled service intervals to maintain continuity of cover. 4. Available at participating dealers on scheduled services or overnight warranty repairs. Private and Blue, Silver and Gold Business Fleet customers only. Booking may be required. See www.ford.com.au/owners/service/t-and-c/ for full terms. 5. Available at participating Ford Dealers on vehicles built from 2007. Customers will pay equal to or less than the maximum price as published by Ford for the period of the web quote for standard items in the A and B logbook service together with selected routine maintenance items. See www.ford.com.au/owners/service/t-and-c/ for full terms. 6. Available on selected tyres of listed brands that are stocked by participating Ford dealers. Competitor tyres must be new, identical and available from an Australian tyre retailer. Offer includes "4 for 3" or similar competitor offers, but excludes competitor cashback offers, gift cards, "wheel and tyre" bundles, tyres purchased under an installment payment plan, clearance and liquidation stock and any competitor quotes that cannot be verified. Offer is available to private retail and Blue Business Fleet customers who present an eligible competitor quote. Includes valid competitor's quote within 30 days after purchase. Various adjustments, including fitment and freight, apply to ensure a like-for-like price comparison. See your participating Ford dealer for full terms and conditions. Ford reserves the right to vary or withdraw the Low Price Tyre Guarantee offer at any time. 7. Available at participating Ford Dealers. Excludes F-Series, Everest, Mustang, Transit models and Performance Vehicles. Customers will pay equal to or less than the current maximum price as published by Ford at ford.com.au/owners/service/brakes. Maximum prices are subject to change. See <http://www.ford.com.au/owners/service/t-and-c/> for full terms.

This brochure details specifications and features of the Transit Commercial Vehicle Range. Some driver assistance features and safety features described in this brochure are designed to function using sensors, whose performance may be affected under certain weather or environmental conditions. Not all features will be available on the entire Transit Commercial Vehicle Range. Please visit our website www.ford.com.au for more information.

This brochure is designed to provide you with a general introduction to the Ford Products (including available optional equipment) referred to, and should be read in conjunction with the latest specification sheet. Image and illustrations are for information purposes and are indicative only. Because of changes in conditions and circumstances Ford* reserves the right, subject to all applicable laws, at any time, at its discretion, and without notice, to discontinue or change the features, designs, materials, colours and other specifications and the prices of its products, and to either permanently or temporarily withdraw any such products from the market without incurring any liability to any prospective purchaser or purchasers. The latest specification sheet should be referred to for information on the availability, ordering and use of features and optional equipment. Always consult an authorised Ford Dealer for the latest information with respect to features, specifications, prices, optional equipment and availability before deciding to place an order.

*FORD MOTOR COMPANY OF AUSTRALIA LIMITED. (A.B.N. 30 004 116 223) Registered Office: Level 1, 600 Victoria St, Richmond, Victoria 3121, Australia. Transit Commercial Vehicle Range Brochure. Printed March 2019. BHFPM0692

Click to Request



Quote



Hot Deals



Test Drive

Discover more at ford.com.au



Go Further

TRANSIT COMMERCIAL VEHICLE RANGE
(2018.75MY Transit Van and Cab Chassis from May production and on-sale August 2018)

Transit Custom model range



Transit Custom 300S SWB Van



Transit Custom 340L LWB Van

Transit Van and Cab Chassis



Transit 350L LWB RWD Van



Transit 350L LWB FWD Van



Transit 350E RWD Jumbo Van



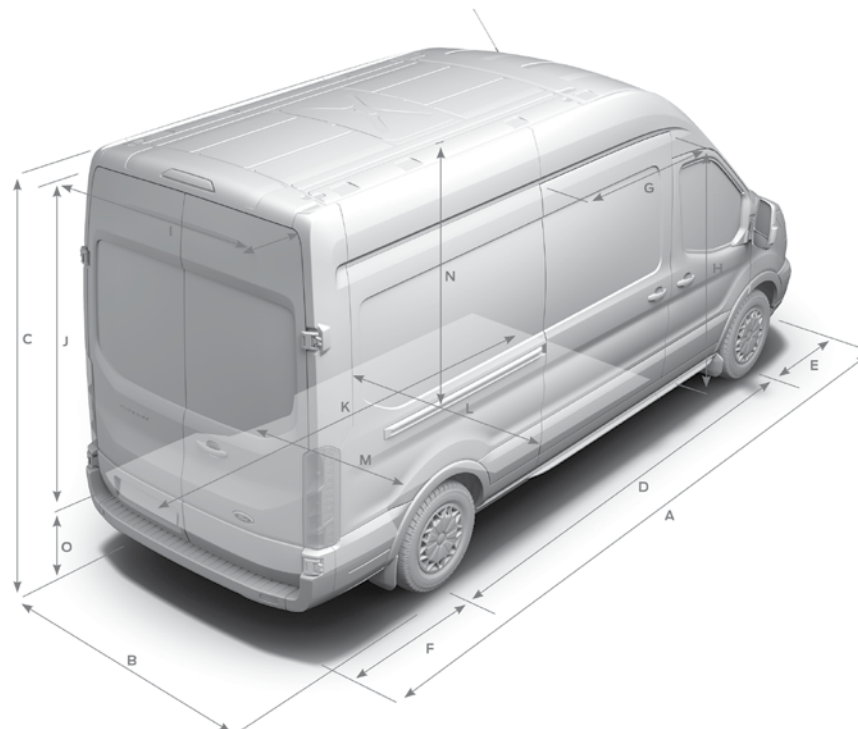
Transit 470E RWD Jumbo Van



Transit 470E RWD Single Cab Chassis



Transit 470E RWD Double Cab Chassis



Measurements

Please refer to the **Dimension (mm)** section, on the page to the right, for the corresponding dimension position names and vehicle specifications.

Dimensions & Weights

		Transit Custom 300S SWB		Transit Custom 340L LWB		Transit 350L LWB RWD Van		Transit 350L LWB FWD Van		350E Jumbo Van (SRW)	470E Jumbo Van (DRW)	470E Single Cab Chassis	470E Double Cab Chassis
		(Low Roof)	(High Roof)	(Low Roof)	(High Roof)	(Mid Roof)	(High Roof)	(Mid Roof)	(High Roof)				
Cargo Dimensions (mm)													
M	Width – Load Space Between Wheel Arches	1392	1392	1392	1392	1392	1392	1392	1392	1392	1154	-	-
L	Width – Load Space Maximum	1775	1775	1775	1775	1784	1784	1784	1784	1784	1784	-	-
N	Height – Load Space Floor to Roof	1406	1778	1406	1778	1786	2025	1886	2125	2025	2025	-	-
O	Height – Rear Loading Height (Laden to Unladen Range)	564	564	536	536	715	715	613	613	715	715	-	-
K	Length – Load Space Maximum (At Floor)	2554	2554	2921	2921	3533	3533	3533	3533	4256	4256	-	-
	Length – Load Space Maximum (Includes Underseat Storage)	3037	3037	3404	3404	-	-	-	-	-	-	-	-
	Length – Load Space Maximum (At 1.2m High)	2400	2400	2767	2767	3350	3350	3350	3350	4073	4073	-	-
	Load Space Maximum (with Bulkhead) (cu.m) ¹	6.0	7.2	6.8	8.3	11.0	12.4	11.5	13.0	15.1	15.1	-	-
	Load Space SAE (with Bulkhead) (cu.m) ²	5.7	7.2	6.6	8.2	-	-	-	-	-	-	-	-
	Load Space VDA (with Bulkhead) (cu.m) ²	5.4	6.6	6.2	7.7	10.2	11.5	10.8	12.0	14.1	14.1	-	-
	Euro Pallet Capacity (1,200mm x 800mm)	3	3	3	3	4	4	4	4	5	5	-	-
Exterior Dimensions (mm)													
A	Length – Overall	4973	4973	5340	5340	5981	5981	5981	5981	6704	6704	6579	6404
	Length – Chassis Frame	-	-	-	-	-	-	-	-	-	-	4149	3159
B	Width – Overall (with/without Side Mirrors Extended)	2272 / 2080	2272 / 2080	2272 / 2080	2272 / 2080	2474 / 2112	2474 / 2112	2474 / 2112	2474 / 2112	2474 / 2112	2474 / 2112	2746 / 2111	2746 / 2111
C	Height – Overall (with Roof Rack Retracted)	2000	2366	1979	2343	-	-	-	-	-	-	-	-
C	Height – Overall (with Roof Rack Extended)	2124	-	2103	-	-	-	-	-	-	-	-	-
C	Height – Overall (Unladen)	-	-	-	-	2547	2786	2541	2780	2781	2781	2214	2200
D	Wheelbase	2933	2933	3300	3300	3750	3750	3750	3750	3750	3750	3954	3954
E	Overhang – Front	1012	1012	1012	1012	1023	1023	1023	1023	1023	1023	1023	1023
F	Overhang – Rear	1028	1028	1028	1028	1208	1208	1208	1208	1931	1931	1602	1427
G	Width – Side Door Opening	1030	1030	1030	1030	1300	1300	1300	1300	1300	1300	-	-
H	Height – Side Door Opening	1324	1324	1324	1324	1600	1600	1700	1700	1600	1600	-	-
I	Width – Rear Door Opening	1404	1404	1404	1404	1565	1565	1565	1565	1565	1565	-	-
J	Height – Rear Door Opening	1347	1706	1347	1706	1648	1887	1748	1987	1887	1887	-	-
	Front Track	-	-	-	-	1732	1732	1732	1732	1732	1740	1740	1740
	Rear Track	-	-	-	-	1759	1759	1759	1759	1759	1670	1670	1670
Vehicle Masses													
	Axle Load – Front / Rear Maximum	1575 / 1590	1575 / 1590	1750 / 2015	1750 / 2015	1850 / 2250	1850 / 2250	1750 / 2250	1750 / 2250	1850 / 2250	1850 / 3100	1850 / 3100	1850 / 3100
	Gross Combined Mass (kg) – Manual / Automatic	4940 / 4000	4940 / 4000	5365 / 4365	5365 / 4365	5500	5500	4250	4250	5500	7000	7000	7000
	Gross Vehicle Mass (kg)	3000	3000	3400	3400	3550	3550	3550	3550	3550	4490	4490	4490
	Kerb Weight ³ – Manual / Automatic	1994 / 2042	2043 / 2091	2099 / 2147	2150 / 2198	2380	2425	2320	2365	2530	2672	2121	2283
	Payload ⁴ – Maximum – Manual / Automatic	1006 / 958	957 / 909	1301 / 1253	1250 / 1202	1170	1125	1230	1185	1020	1818	2369	2207
	Towing Capacity ⁵ – Maximum (kg) Braked – Manual / Automatic	2500 / 1800	2500 / 1800	2800 / 2050	2800 / 2050	2750	2750	1800	1800	2750	3500	3500	3500
	Towing Capacity – Maximum (kg) Unbraked	750	750	750	750	750	750	750	750	750	750	750	750

1. Maximum load volume method simply measures the volume of a fine-grained material such as sand or rice which can be deposited into the loadspace. 2. Loadspace shown as VDA (measured in cubic metres) measures volume in cubed litre blocks. 3. Kerb Weight includes the vehicle with a full tank of fuel, without occupants, luggage or cargo and with all standard equipment. Additional weight of optional features must be taken into account when calculating kerb weight. 4. Subject to State and Territory regulations. Payload is defined as the Gross Vehicle Mass minus the kerb weight. Payload is the maximum combined value of occupants, cargo, added options, added structures and tow ball download (when towing). GVM must not be exceeded. 5. Braked towing capacity when fitted with a Genuine Ford Tow Pack and Tow Ball, subject to State and Territory towing regulations.

TRANSIT COMMERCIAL VEHICLE RANGE

(2018.75MY Transit Van and Cab Chassis from May production and on-sale August 2018)

Transit Custom Colours



Frozen White



Magnetic¹



Moondust Silver¹



Blazer Blue



Blue Metallic¹



Shadow Black¹

Transit Van and Cab Chassis Colours

The entire Transit Van and Cab Chassis Colours range comes in your choice of classic Frozen White or Moondust Silver.




Frozen White



Moondust Silver¹

Trims

These Dark Palazzo Grey seat inserts and Ebony seat bolsters come standard across the entire Transit Commercial Vehicle range.



Seat insert: Quadrant in Dark Palazzo Grey

Seat bolster: City in Ebony

All Transit images shown on page 27 and 28 (excluding Transit Custom), available from Model Year 2018.75 vehicles produced from May 2018, on sale from August 2018. 1. Frozen White and Blazer Blue is a no cost option. All other Transit Commercial Vehicle range colours are Prestige paints available at additional cost. Also refer to page 24 for SVO Paint colours available at additional cost. 2. As a replacement for standard 16" steel wheels only. 3. This accessory is a Supplier Branded Accessory and is not manufactured or warranted by Ford. The warranty is provided by the manufacturer of the accessory. The information in this document relating to this accessory is

CHOOSE YOUR LOOK

It all starts with a range of classic Transit Commercial Vehicle range colours and Genuine Ford Accessories to help give you the perfect look to suit your business and style.

Accessories

	Transit Custom 300S SWB Van	Transit Custom 340L LWB Van	Transit 350L LWB FWD/RWD Van	Transit 350E & 470E Jumbo Van	Transit 470E Single/Double Cab Chassis
16" Alloy Wheels ²	A ⁵	A	A	A	-
Alloy Wheel Lock Nuts	A	A	A	A	-
Carry Bars (Set of 4)	-	-	A	A	-
Rhino Rack Carry Bars, Roof Platform & Ladder Rack System ³	A	A	-	-	-
Interior Stowage Rack Kit (Maximum load 50kg)	A	A	A	A	-
Floor Mats Front All Weather	A	A	A	A	A
Go Tech Reverse Camera Kit ³	-	-	A	A	A
Rear Window Protection Grille (Dual Rear Doors Only)	A	A	A	A	-
Rear Door Ladder Kit	A	A	-	-	-
Tow Pack ⁴	A	A	A	A	A



Transit Custom shown.

16" alloys wheels^{2, 5}

Stylish alloy wheels to complement your Transit Commercial Vehicle's modern design.



Rear window protection grille

Grille fixes to the inside of rear windows for enhanced security without obscuring rearward vision.



Rear Door Ladder Kit

On Transit Custom, the Rear Door Ladder Kit provides easy access to the roof (suitable for low roof models only).

TRANSIT CUSTOM

Specifications VN Transit Custom 2018.50MY

	Transit Custom 300S SWB (Low Roof)	Transit Custom 300S SWB (High Roof)	Transit Custom 340L LWB (Low Roof)	Transit Custom 340L LWB (High Roof)
Engine				
2.0L EcoBlue Engine	S	S	S	S
Battery	Single	Single	Single	Single
Auto Stop/Start ¹	S	S	S	S
Power – Maximum (DIN)	96kW @ 3,500rpm	96kW @ 3,500rpm	96kW @ 3,500rpm	96kW @ 3,500rpm
Torque – Maximum (DIN), Valves	385Nm @ 1,500 - 2,000rpm, 16	385Nm @ 1,500 - 2,000rpm, 16	385Nm @ 1,500 - 2,000rpm, 16	385Nm @ 1,500 - 2,000rpm, 16
Transmission				
6-speed Manual	S	S	S	S
6-speed Automatic	O	O	O	O
Transmission ratios				
1st – Manual / Automatic	3.583 / 4.484	3.583 / 4.484	3.583 / 4.484	3.583 / 4.484
2nd – Manual / Automatic	1.864 / 2.872	1.864 / 2.872	1.864 / 2.872	1.864 / 2.872
3rd – Manual / Automatic	1.156 / 1.842	1.156 / 1.842	1.156 / 1.842	1.156 / 1.842
4th – Manual / Automatic	0.816 / 1.414	0.816 / 1.414	0.816 / 1.414	0.816 / 1.414
5th – Manual / Automatic	0.886 / 1.000	0.886 / 1.000	0.886 / 1.000	0.886 / 1.000
6th – Manual / Automatic	0.737 / 0.742	0.737 / 0.742	0.737 / 0.742	0.737 / 0.742
Final Drive – Manual / Automatic	3.940 / 3.650	3.940 / 3.650	4.430 / 3.650	4.430 / 3.650
Reverse – Manual / Automatic	1.423 / 2.882	1.423 / 2.882	1.423 / 2.882	1.423 / 2.882
Fuel Economy & Emissions				
Fuel	Diesel	Diesel	Diesel	Diesel
Combined Fuel Economy (L/100km) – Manual/Automatic ²	6.5 / 7.2	6.6 / 7.2	6.6 / 7.6	7.0 / 7.6
CO ₂ Emissions (g/km) – Manual/Automatic ²	169 / 186	172 / 187	174 / 197	182 / 197
Fuel Tank Capacity (Litres)	72	72	72	72
AdBlue [®] Tank Capacity (Litres)	21	21	21	21
Brakes				
Front Disc Brakes	288mm	288mm	308mm	308mm
Rear Disc Brakes	288mm	288mm	288mm	288mm
Suspension / Steering				
Front – Independent MacPherson Struts, Variable Rate Coil Springs, Stabiliser Bar and Gas Pressured Shock Absorbers	S	S	S	S
Rear – Single Leaf Springs, Gas Pressurised Shock Absorbers	S	S	S	S
Power Assisted Steering	S	S	S	S
Wheels & Tyres				
Wheel size / type – Standard	6.5" x 15" Steel wheels (Manual) 6.5" x 16" Steel wheels (Automatic)	6.5" x 15" Steel wheels (Manual) 6.5" x 16" Steel wheels (Automatic)	6.5" x 16" Steel wheels	6.5" x 16" Steel wheels
Wheel size / type – Option	6.5" x 16" Alloy wheels	6.5" x 16" Alloy wheels	6.5" x 16" Alloy wheels	6.5" x 16" Alloy wheels
Tyre Size	215/65 R15 (15" wheels) 215/65 R16 (16" wheels)	215/65 R15 (15" wheels) 215/65 R16 (16" wheels)	215/65 R16 (16" wheels)	215/65 R16 (16" wheels)
Turning Circle – Kerb to kerb (m)	10.9 (15" wheels) 11.6 (16" wheels)	10.9 (15" wheels) 11.6 (16" wheels)	12.8 (16" wheels)	12.8 (16" wheels)
Spare Wheel Type	Steel	Steel	Steel	Steel
Rear Wheel Configuration	Single	Single	Single	Single
Front and Rear Mudflaps	S	S	S	S

	Transit Custom 300S SWB (Low Roof)	Transit Custom 300S SWB (High Roof)	Transit Custom 340L LWB (Low Roof)	Transit Custom 340L LWB (High Roof)	Transit Custom 300S SWB (Low Roof)	Transit Custom 300S SWB (High Roof)	Transit Custom 340L LWB (Low Roof)	Transit Custom 340L LWB (High Roof)	
Safety, Security & Driver Assistance					Safety, Security & Driver Assistance continued				
6 Airbags - Driver, Front Passenger, Front Side Curtain & Front Side Seat	S	S	S	S	Load Adaptive Control ³	S	S	S	S
Electronic Brakeforce Distribution (EBD) ³	S	S	S	S	Side Wind Stabilisation ³	S	S	S	S
Emergency Brake Assist (EBA) ³	S	S	S	S	Trailer Sway Control ³	S	S	S	S
Cruise Control with Adjustable Speed Limiter	S	S	S	S	Traction Control System ³	S	S	S	S
Dynamic Stability Control (DSC) incorporating ABS ³	S	S	S	S	Rear Window Defroster	S	S	S	S
Hill Launch Assist ³	S	S	S	S	Remote Keyless Entry – 2 Fobs	S	S	S	S
Roll Over Mitigation ³	S	S	S	S	Perimeter Alarm	S	S	S	S
Emergency Brake Light	S	S	S	S	Front Parking Sensors	S	S	S	S
					Rear Parking Sensors	S	S	S	S
					Reverse Camera	S	S	S	S

S = Standard O = Factory Option that can be ordered before a vehicle is manufactured A = Accessory that can be added at any time P = Part of a Pack

1. Auto Stop/Start will not occur in all situations. 2. Fuel consumption and emissions as per ADR 81/02 (combined cycle) and to be used for vehicle comparison purposes only. It is unlikely that this fuel consumption and emissions figure will be achieved in real world driving conditions. Actual fuel consumption and emissions will depend on many factors including the driver's habits, prevailing conditions and the vehicle's equipment, condition and use. 3. Driver-assist features are supplemental and do not replace the driver's attention, judgment and need to control the vehicle. May not operate in some driving and road conditions (including at certain speeds) or adverse weather. 4. Not all SYNC[®] features are compatible with all phones. For compatibility, see www.ford.com.au/sync. 5. Regular Production Options and Technology Pack are optional and available at additional cost.

Specifications continued

	Transit Custom 300S SWB (Low Roof)	Transit Custom 300S SWB (High Roof)	Transit Custom 340L LWB (Low Roof)	Transit Custom 340L LWB (High Roof)		Transit Custom 300S SWB (Low Roof)	Transit Custom 300S SWB (High Roof)	Transit Custom 340L LWB (Low Roof)	Transit Custom 340L LWB (High Roof)
Interior Features					Audio, communications & instruments				
Comfort & Convenience					SYNC [®] 3 ⁴ with AppLink [™] and Enhanced Voice Control				
Air Conditioning – Manual Front Single Zone	S	S	S	S	Apple CarPlay [™] 6. and Android Auto [™] 6. integration	S	S	S	S
Leather Wrapped Steering Wheel	S	S	S	S	8.0" Multi-functional Touchscreen Display	S	S	S	S
Telescopic and Tilt Adjustable Steering Column	S	S	S	S	DAB+/AM/FM Radio	S	S	S	S
Fold Down Tray Table	S	S	S	S	4 Speakers (2 Woofers, 2 Tweeters)	S	S	S	S
Lighting – Dual Front Overhead	S	S	S	S	Steering Wheel Mounted Audio Controls	S	S	S	S
Power – 3 x 12V Sockets (Interior + Rear Cargo Area)	S	S	S	S	2x USB Ports	S	S	S	S
Power – 230V (150W) Power Inverter	S	S	S	S	Exterior Features				
Tachometer	S	S	S	S	Lights / Visibility				
Trip Computer with Digital Speedometer	S	S	S	S	Headlights (Halogen)	S	S	S	S
Power Front Windows (Auto Up/Down for Driver)	S	S	S	S	Daytime Running Lamps (Halogen)	S	S	S	S
Cruise Control with Adjustable Speed Limiter	S	S	S	S	Front Fog Lamps (Halogen)	S	S	S	S
Seating					'Follow-Me-Home' Headlight Function	S	S	S	S
Driver 10-Way Manual Seat (Fore/Aft, Recline, Up/Down, Cushion Tilt, Lumbar Adjust)	S	S	S	S	Manual Headlight Levelling	S	S	S	S
Driver Arm Rest	S	S	S	S	High Mounted Stop Light	S	S	S	S
Dual Front Passenger Fixed Seats	S	S	S	S	Power and Heated Exterior Mirrors (with Side Indicators)	S	S	S	S
Under Seat Stowage Compartment (Passenger side)	S	S	S	S	Front Variable Intermittent Wipers	S	S	S	S
Heated Driver and Passenger Seats	S	S	S	S	Optional Features				
Cloth Seat Trim	S	S	S	S	Technology Pack⁵ Contains:				
Storage & Carrying					Pre-Collision Assist – AEB with Pedestrian Detection ³	P	P	P	P
Bottle Holders – Two 2-Litre	S	S	S	S	Adaptive Cruise Control ³	P	P	P	P
Cup Holders – 2	S	S	S	S	Blind Spot Monitoring System ³	P	P	P	P
Door Storage Pockets	S	S	S	S	Rear Cross Traffic Alert ³	P	P	P	P
Floor – Rubber (Front)	S	S	S	S	Lane Departure Warning ³	P	P	P	P
Locking Glove Box – With Lid & A4 Hanging File Storage Capability	S	S	S	S	Driver Impairment Monitor ³	P	P	P	P
Full Width Steel Bulkhead with Window and Load-Through Hatch	S	S	S	S	Automatic High Beam Control	P	P	P	P
Load Area Protection Kit (Includes Sealed Load Floor and Side Wall Plywood Liner)	S	S	S	S	Automatic Headlamps	P	P	P	P
Load Area Compartment Light	S	S	S	S	Automatic Rain-Sensing Wipers ³	P	P	P	P
Load Area with 8x Compartment Tie Downs	S	S	S	S	Upgraded Instrument Cluster with 4.2" Colour Screen	P	P	P	P
Sliding Side Load Door (Left Side)	S	S	S	S	Heated Windshield	P	P	P	P
Rear Twin Barn Door with Window (180° Opening)	S	S	S	S	Tyre Pressure Monitoring System (TPMS)	P	P	P	P
Integrated Roof Rack (130kg Capacity)	S	-	S	-	MyKey [™]	P	P	P	P
					Regular Production Options⁵:				
					Satellite Navigation with Traffic Message Channel ⁵	O	O	O	O
					Window on Side Load Door (LHS only) ⁵	O	O	O	O
					Dual Side Load Doors (No Windows) ⁵	O	-	O	-
					Dual Side Load Doors (With Windows) ⁵	O	-	O	-
					Rear Liftgate Style Door (in lieu of Twin Hinged) ⁵	O	-	O	-
					Prestige Paint ⁵	O	O	O	O
					Special Vehicle Options (SVO) Paint ⁵	O	O	O	O

S = Standard O = Factory Option that can be ordered before a vehicle is manufactured A = Accessory that can be added at any time P = Part of a Pack

6. Apple CarPlay / Android Auto requires phone with compatible version of Apple iOS / Android (as applicable), active data service, and connection cable (sold separately). SYNC[®] does not control Apple CarPlay / Android Auto while in use. Apple / Google and other third parties are responsible for their respective functionality. Message and data rates may apply. Apple CarPlay is a trademark of Apple Inc. registered in the US and other countries. Android Auto is a trademark of Google Inc. Warning: Local laws prohibit some phone functions while driving. Check your local road rules before using these functions.

TRANSIT VAN AND CAB CHASSIS

(2018.75MY Transit Van and Cab Chassis from May production and on-sale August 2018)

Specifications VO Transit 2018.75MY*

	Transit 350L LWB RWD Van (Mid Roof)	Transit 350L LWB RWD Van (High Roof)	Transit 350L LWB FWD Van (Mid Roof)	Transit 350L LWB FWD Van (High Roof)	Transit 350E Jumbo Van (SRW)	Transit 470E Jumbo Van (DRW)	Transit 470E Single Cab Chassis	Transit 470E Double Cab Chassis
Engine								
2.0L EcoBlue Engine	S	S	S	S	S	S	S	S
Power – Maximum (DIN)	125kW @ 3,500rpm	125kW @ 3,500rpm	125kW @ 3,500rpm	125kW @ 3,500rpm	125kW @ 3,500rpm	125kW @ 3,500rpm	125kW @ 3,500rpm	125kW @ 3,500rpm
Torque – Maximum (DIN), Valves	405Nm @ 1,750 - 2,500rpm, 16	405Nm @ 1,750 - 2,500rpm, 16	405Nm @ 1,750 - 2,500rpm, 16	405Nm @ 1,750 - 2,500rpm, 16	405Nm @ 1,750 - 2,500rpm, 16	405Nm @ 1,750 - 2,500rpm, 16	405Nm @ 1,750 - 2,500rpm, 16	405Nm @ 1,750 - 2,500rpm, 16
Drive Configuration	RWD	RWD	FWD	FWD	RWD	RWD	RWD	RWD
Emissions Level	Euro VI	Euro VI	Euro VI	Euro VI	Euro VI	Euro VI	Euro VI	Euro VI
Battery	Single	Single	Single	Single	Single	Single	Single	Single
Auto Stop/Start ¹	S	S	S	S	S	S	S	S
Transmission								
6-speed Manual	S	S	-	-	S	S	S	S
6-speed Automatic	-	-	S	S	-	-	-	-
Transmission ratios								
1st	5.70	5.70	4.48	4.48	5.70	5.44	5.44	5.44
2nd	2.97	2.97	2.87	2.87	2.97	2.84	2.84	2.84
3rd	1.80	1.80	1.84	1.84	1.80	1.72	1.72	1.72
4th	1.28	1.28	1.41	1.41	1.28	1.22	1.22	1.22
5th	1.00	1.00	1.00	1.00	1.00	1.00	1.00	1.00
6th	0.78	0.78	0.74	0.74	0.78	0.79	0.79	0.79
Final Drive	3.15	3.15	3.65	3.65	3.15	4.10	4.10	4.10
Reverse	5.17	5.17	2.88	2.88	5.17	4.94	4.94	4.94
Fuel Economy & Emissions								
Fuel	Diesel	Diesel	Diesel	Diesel	Diesel	Diesel	Diesel	Diesel
Fuel Tank Capacity (Litres)	100	100	72	72	100	100	100	100
AdBlue® Tank Capacity (Litres)	21	21	21	21	21	21	21	21
Brakes								
Front and Rear Disc Brakes	S	S	S	S	S	S	S	S
Suspension / Steering								
Front – Independent MacPherson Struts	S	S	S	S	S	S	S	S
Rear – Single Leaf Springs	S	S	S	S	S	S	S	S
Power Assisted Steering	S	S	S	S	S	S	S	S
Wheels & Tyres								
Wheel Size	6.5 x 16"	6.5 x 16"	6.5 x 16"	6.5 x 16"	6.5 x 16"	6 x 16"	6 x 16"	6 x 16"
Wheel Type	Steel	Steel	Steel	Steel	Steel	Steel	Steel	Steel
Tyre Size	235/65 R16	235/65 R16	235/65 R16	235/65 R16	235/65 R16	195/75 R16	195/75 R16	195/75 R16
Turning Circle – Kerb to kerb (m)	13.3	13.3	13.3	13.3	13.3	13.3	14.0	14.0
Rear Wheel Configuration	Single	Single	Single	Single	Single	Dual	Dual	Dual
Spare Wheel	Steel	Steel	Steel	Steel	Steel	Steel	Steel	Steel
Front and Rear Mudflaps	S	S	S	S	S	S	S	S
Safety, Security & Driver Assistance								
6 Airbags – Driver, Front Passenger, Front Side Curtain & Front Side Seat	S	S	S	S	S	S	S	S
Electronic Brakeforce Distribution (EBD) ³	S	S	S	S	S	S	S	S
Emergency Brake Assist (EBA) ³	S	S	S	S	S	S	S	S

S = Standard O = Factory Option that can be ordered before a vehicle is manufactured A = Accessory that can be added at any time P = Part of a Pack

*Available from Model Year 2018.75 vehicles produced from May 2018, On sale from August 2018. 1. Auto Stop/Start will not occur in all situations. 2. Fuel consumption and emissions as per ADR 81/02 (combined cycle) and to be used for vehicle comparison purposes only. It is unlikely that this fuel consumption and emissions figure will be achieved in real world driving conditions. Actual fuel consumption and emissions will depend on many factors including the driver's habits, prevailing conditions and the vehicle's equipment, condition and use. 3. Driver-assist features are supplemental and do not replace the driver's attention, judgment and need to control the

Specifications continued

	Transit 350L LWB RWD Van (Mid Roof)	Transit 350L LWB RWD Van (High Roof)	Transit 350L LWB FWD Van (Mid Roof)	Transit 350L LWB FWD Van (High Roof)	Transit 350E Jumbo Van (SRW)	Transit 470E Jumbo Van (DRW)	Transit 470E Single Cab Chassis	Transit 470E Double Cab Chassis
Safety, Security & Driver Assistance continued								
Cruise Control with Adjustable Speed Limiter	S	S	S	S	S	S	S	S
Dynamic Stability Control (DSC) incorporating ABS ³	S	S	S	S	S	S	S	S
Emergency Assistance ⁶	S	S	S	S	S	S	S	S
Hill Launch Assist ³	S	S	S	S	S	S	S	S
Roll Over Mitigation ³	S	S	S	S	S	S	S	S
Emergency Brake Light	S	S	S	S	S	S	S	S
Load Adaptive Control ³	S	S	S	S	S	S	S	S
Side Wind Stabilisation ³	S	S	S	S	S	S	S	S
Trailer Sway Control ³	S	S	S	S	S	S	S	S
Traction Control System ³	S	S	S	S	S	S	S	S
Rear Window Defroster	S	S	S	S	S	S	-	-
Immobiliser – Passive Anti-theft System	S	S	S	S	S	S	S	S
Remote Keyless Entry – 2 Fobs	S	S	S	S	S	S	S	S
Perimeter Alarm	S	S	S	S	S	S	S	S
Front Parking Sensors	S	S	S	S	S	S	-	-
Rear Parking Sensors	S	S	S	S	S	S	-	-
Reverse Camera with Trailer Hitch Assist	S	S	S	S	S	S	-	-
Interior Features								
Comfort & Convenience								
Air Conditioning – Manual Front Single Zone	S	S	S	S	S	S	S	S
Leather Wrapped Steering Wheel	S	S	S	S	S	S	S	S
Telescopic and Tilt Adjustable Steering Column	S	S	S	S	S	S	S	S
Light – Front Overhead with Theatre Dimming	S	S	S	S	S	S	S	S
Power – 3 x 12V Sockets (Interior + Rear Cargo Area)	S	S	S	S	S	S	S	S
Tachometer	S	S	S	S	S	S	S	S
Trip Computer with Digital Speedometer	S	S	S	S	S	S	S	S
Power Front Windows (Auto Up/Down for Driver)	S	S	S	S	S	S	S	S
Seating								
Driver 10-Way Manual Seat (Fore/Aft, Recline, Up/Down, Cushion Tilt, Lumbar Adjust)	S	S	S	S	S	S	S	S
Driver Arm Rest	S	S	S	S	S	S	S	S
Dual Front Passenger Fixed Seats with 2-way Manual Adjustment	S	S	S	S	S	S	S	S
Under Seat Stowage Compartment (Passenger side)	S	S	S	S	S	S	S	S
Single Front Passenger Seat (in lieu of Dual Front)	O	O	O	O	O	O	O	O
Heated Driver and Passenger Seats	S	S	S	S	S	S	S	S
Cloth Seat Trim	S	S	S	S	S	S	S	S
Storage & Carrying								
Bottle Holders – Two 2 Litre	S	S	S	S	S	S	S	S
Cup Holders – 2	S	S	S	S	S	S	S	S
Door – Storage Pockets (Fit A4 Clipboard and 2 Litre Bottle)	S	S	S	S	S	S	S	S
Floor – Rubber (Front)	S	S	S	S	S	S	S	S

S = Standard O = Factory Option that can be ordered before a vehicle is manufactured A = Accessory that can be added at any time P = Part of a Pack

vehicle. May not operate in some driving and road conditions (including at certain speeds) or adverse weather. 4. Not all SYNC®3 features are compatible with all phones. For compatibility, see www.ford.com.au/sync. 5. Regular Production Options are optional and available at additional cost. 6. Needs a paired and in range mobile phone. Can activate in the event of a crash which deploys an airbag or activates the fuel pump shut off. 7. Apple CarPlay / Android Auto requires phone with compatible version of Apple iOS / Android (as applicable), active data service, and connection cable (sold separately). SYNC® does not control Apple CarPlay / Android Auto while in use.

TRANSIT VAN AND CAB CHASSIS

(2018.75MY Transit Van and Cab Chassis from May production and on-sale August 2018)

Specifications continued

	Transit 350L LWB RWD Van (Mid Roof)	Transit 350L LWB RWD Van (High Roof)	Transit 350L LWB FWD Van (Mid Roof)	Transit 350L LWB FWD Van (High Roof)	Transit 350E Jumbo Van (SRW)	Transit 470E Jumbo Van (DRW)	Transit 470E Single Cab Chassis	Transit 470E Double Cab Chassis
Storage & Carrying continued								
Glove Box – With Lid & A4 Hanging File Storage Capability	S	S	S	S	S	S	S	S
Full Width Steel Bulkhead with Window	S	S	S	S	S	S	-	-
Load Area Protection Kit (includes Sealed Load Floor and Side Wall Plywood Liner)	S	S	S	S	S	S	-	-
Load Area Compartment Light	S	S	S	S	S	S	-	-
Load Area with 10x Compartment Tie Downs	S	S	S	S	S	S	-	-
Sliding Side Load Door (Left Side)	S	S	S	S	S	S	-	-
Rear Twin Barn Door with Window (270° Opening)	S	S	S	S	S	S	-	-
Audio, communications & instruments								
SYNC®3 ⁴ with AppLink™ and Enhanced Voice Control	S	S	S	S	S	S	S	S
Apple CarPlay™ ⁷ and Android Auto™ ⁷ integration	S	S	S	S	S	S	S	S
6.5" Multi-functional Touchscreen Display	S	S	S	S	S	S	S	S
Satellite Navigation with Traffic Message Channel	S	S	S	S	S	S	S	S
DAB+ /AM/FM Radio	S	S	S	S	S	S	S	S
4 Speakers (2 Woofers, 2 Tweeters)	S	S	S	S	S	S	S	S
Steering Wheel Mounted Audio Controls	S	S	S	S	S	S	S	S
2x USB Ports	S	S	S	S	S	S	S	S
Exterior Features								
Roof height								
Medium Roof	S	-	S	-	-	-	-	-
High Roof	-	S	-	S	S	S	-	-
Lights/Visibility								
Headlights (Halogen)	S	S	S	S	S	S	S	S
Daytime Running Lamps (Halogen)	S	S	S	S	S	S	S	S
Front Fog Lamps (Halogen)	S	S	S	S	S	S	-	-
'Follow-Me-Home' Headlight Function	S	S	S	S	S	S	S	S
Manual Headlight Levelling	S	S	S	S	S	S	S	S
High Mounted Stop Light	S	S	S	S	S	S	-	-
Lights – Side Marker Lights	-	-	-	-	S	S	S	S
Rear Door Edge Reflector Strip	S	S	S	S	S	S	-	-
Exterior Mirrors – Power Foldable, Heated, Electrically Operated with Side Indicators	S	S	S	S	S	S	-	-
Exterior Mirrors – Heated, Electrically Operated with Side Indicators	-	-	-	-	-	-	S	S
Front Variable Intermittent Wipers	S	S	S	S	S	S	S	S
Optional Features								
Doors – Dual Side Load Doors (Left and Right Side) ⁵	O	-	O	-	-	-	-	-
High Roof ⁵	O	S	O	S	S	S	-	-
Single Front Passenger Seat (in lieu of Dual Front) ⁵	O	O	O	O	O	O	O	O
Prestige Paint ⁵	O	O	O	O	O	O	O	O
Special Vehicle Options (SVO) Paint ⁵	O	O	O	O	O	O	O	O

S = Standard O = Factory Option that can be ordered before a vehicle is manufactured A = Accessory that can be added at any time P = Part of a Pack