

# HONDA 80 PRELUDE

PERSONAL COUPE





# Introducing PRELUDE 1980

Launched in Australia in May '79 and still turning heads wherever it goes, Prelude 1980 now arrives.

And once again, it demonstrates Honda's philosophy of constant refinement and development.

A dramatic example is the unique overdrive on the optional Hondamatic transmission. It offers similar fuel economy to the manual model's fifth gear.

There's more . . . Powerful quartz-halogen headlights are now standard; parking lot protection has been further improved with larger side protector strips and bumper corners and an illuminated ratio indicator has been incorporated in the instrument panel for Hondamatic.


Once again, Honda have produced a brilliant automobile that's even "a little more excellent."











Rear-window demister



Prelude at night (note halogen headlights)



Powerful electric screen washers




Honda's unique warning light system



The central warning light



Full flo-thru ventilation



Airconditioning (SQ type only).



The rotary-dial AM/FM radio



The tinted glass sun-roof (Note inner sunshade)



Operate the sun-roof with the touch of a button




The sun-roof open ...



Hondamatic Gear indicator

## NOW HONDA

A sophisticated development to an unique system, new Hondamatic overdrive offers greater fuel efficiency ever before - around 25% greater because engine is running at 25% less revs for the speed.



Prelude from the driver's seat





Fingertip control of 3 speed wiper/washer functions



Headlamps, parkers and overtaking-flasher in one



Quartz accuracy, digital simplicity



Convenient coin holder and note clip



Handy rear-seat compartments



The external rear-view mirror




Front discs



Hand-grips make getting out easy



Smooth Hondamatic (optional)



5 Speed manual (standard)

## MATIC OVERDRIVE

ready with than the same



It's a similar "tall ratio" to the manual gearbox fifth. Apart from fuel savings, you'll also benefit from less engine noise and when you travel on the highway, your engine will do less work to get you there.




Fully reclining front seats



Side-window demisting



All-weather tricot luxury, designed for real support



Large capacity trunk



Trunk lid release from the driver's seat



# PRELUDE

## TECHNICAL SPECIFICATIONS

### ENGINE

Type	4 cylinder, OHC, in-line water-cooled, mounted transversely
Displacement	1602 cc
Bore x Stroke	77x86 mm
Compression	8.4:1
Fuel Required	Low Lead Regular 91 research octane or higher

### PERFORMANCE

Maximum HP	59 kw @ 5,300 rpm
Maximum Torque	12.9 kg-m @ 3,500rpm

### TRANSMISSION

Gear Box	5-speed all synchro or optional Hondamatic with Overdrive
Final Reduction	4.384 (Hondamatic 3.105) : 1

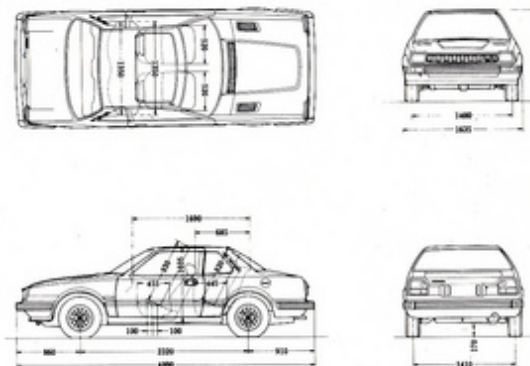
### SUSPENSION

Type	4-wheel independent MacPherson strut
Tyres	155 SR 13 Steel belt radial
Steering	Rack and Pinion
Brakes	Front self-adjusting disc Rear self-adjusting leading/trailing shoe

### DIMENSIONS

L x W x H	4090 x 1635 x 1295 mm
Wheelbase	2320 mm
Track F/R	1400/1410 mm
Ground Clear	170 mm
Curb Weight	925 kg

Boot "side-pockets"  
 Rear passenger ashtray  
 Central floor console includes pocket  
 Coin tray  
 Electric rear - window demisting  
 Full - flow ventilation system includes side - window demisting  
 Laminated windscreen with tinted sun - strip  
 Tinted window glass all round  
 Door protector strips  
 Door intrusion bars  
 Day/night interior rear view mirror (breakaway safety type)  
 Collapsible - type steering column with lock  
 Door armrests  
 Fully pivoting sun visors  
 Fully carpeted interior  
 Hazard warning lights  
 Headlamp/indicator control stalk includes overtaking flasher and lane-changing position.  
 Locking fuel filler  
 Hondamatic ratio indicator



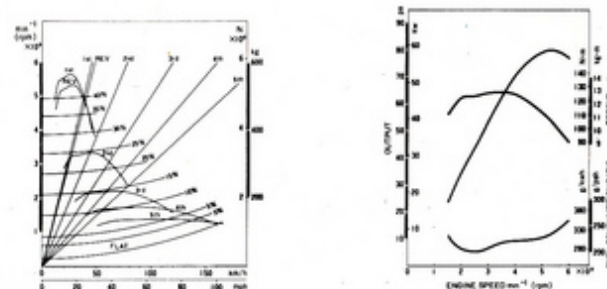
### ACCESSORIES

A range of safety and comfort options and accessories are available for your Prelude. For the latest information please check with your Honda car dealer

## STANDARD EQUIPMENT

Airconditioning (SQ type only).  
 Electric, tinted-glass sun roof with interior sunshade and wind deflector  
 LED quartz digital clock  
 AM/FM rotary dial radio with pre-set station selection and twin speakers  
 Four spoke, sports type steering wheel  
 Central information module includes speedometer with trip meter, tachometer, safety warning diagram, maintenance meter for oil change, oil filter change and tyre rotation, warning lights for indicators, high-beam, oil pressure, brake failure, charge, hand brake, low fuel and choke.  
 Separate gauges for fuel and temperature  
 Instrument illumination control  
 Electric screen wipers 2-speed plus intermittent position  
 Cigarette lighter  
 Automatic illumination for glove-box  
 Automatic illumination for boot  
 Fully reclining front bucket seats with head-rests  
 All seats include woven cloth inserts  
 Boot opening from driver's seat and externally with key  
 Steel radial ply tyres  
 Front mud flaps  
 Inertia reel 3-point seat belts - front  
 Manual 3-point seat belts - rear  
 Rear seat side pockets

The  
Global  
Family  
HONDA



NOTE: Honda Motor Co. Ltd. reserves the right to change or modify equipment or specifications at any time without prior notice. Details, colours, descriptions and illustrations are for information purposes only. As specifications or equipment may vary in some markets, please check with your nearest Honda car dealer.

**Ken Mathews Honda**

SALES 797 7311 • SERVICE 799 6077 • SPARES 798 7670