

ACCORD



ACCORD



HONDA

The new Accord has a distinctive form composed of gentle contours and smooth clean lines that flow into one another to define a contemporary, dynamic shape.

A key component of the new Accord's styling is its long cabin, made possible by the car's increased length. Immediately noticeable is the cabin's size and the expanse of glass which forms a major part of it. The new Accord features an immense, slanted windscreen which blends in beautifully with the bonnet line.

Through Honda's innovative engineering, body seams and gaps have been reduced to give the impression the new Accord is sculptured from a single block of steel.

The new flush-mounted halogen headlights are wide and slim. Besides their appearance, they also differ in operation from conventional headlights. The "Diamond Eye" headlights have a striking clear lens which resembles a crystal.



Accord Artist's impression.

Some vehicles shown in this brochure are fitted with an optional front under spoiler.













ACCORD

ACCORD EXi

The overall theme of the new Accord's interior is comfort. In the context of spaciousness, visibility, interior fittings, freedom from noise and genuine comfort, the new Accord demonstrates all the ergonomic advantages of Honda engineering.

To accommodate the new Accord's larger cabin, the wheelbase was lengthened by 120mm. This resulted in the interior space being increased from 1915mm to 1932mm in length, which in turn made it possible to move the seats forward by 46mm to give the rear passengers more space.


Compared to the previous model, the new Accord has been engineered to provide an increase in headroom (15mm in front and +10mm in the rear seats) which offers occupants a greater feeling of spaciousness.



8-way power driver's seat controls, available with leather trim option only.



Moquette interior trim.





Leather trim option available with automatic transmission only.

In the new Accord sedan, the heating, cooling, and air flow capacity has been improved to respond to the needs of the increased interior space. The upgraded effectiveness of the new Accord's heating/cooling system is controlled by new dial-type controls which enable fine adjustments to be made as desired.

A bi-level system is incorporated to facilitate better climate control. Independent vent systems, separate from those which channel air from the heating core, are used to supply cool air. This enables driver and passengers to receive warm air at foot level and cool air at face level.


As well, two ducts are positioned under the front seats to ensure that rear seat passengers can directly receive heated air.

The deep, gently curved moulded dashboard integrates with the moulded door panels to give the interior a unified, refined look. A meter visor is incorporated, smoothly curving up and toward the driver. Featuring a one-piece injection moulded construction, so that there are no unnecessary joints or seams on the dashboard. Tactile appeal is also heightened by the generous use of padding which also helps to absorb noise. Being a single unit, the dashboard is remarkably free of extraneous noises such as squeaks and rattles.

An extended dashboard top which stretches to meet the bottom of the sloped windscreen maintains a reassuring feeling of security.

Grouped within the instrument panel are three large analogue meters. The speedometer is in the middle with the tachometer on the left and a combination meter containing the water temperature gauge, fuel gauge, AT shift lever position indicator for AT models and safety indicators is on the right.


These meters are fully electronic and are not directly connected by cables as in conventional meter setups. This helps to reduce noise and vibration being transmitted to the cabin from the engine compartment.



Located within the self-contained instrument module is an array of status and warning indicators, PGM-FI, brake warning, high beam, doors, oil and fuel. For easy access with both hands positioned on the steering wheel, stalks attached to the steering column contain headlights, wiper and turn signal controls. An illumination control located below the instrument panel permits adjustment as required.

The new Accord has driver and passengers. Both are exceptionally large (the glass and the rear window has previous model) in area. Side and precisely positioned so

Side windows also is increased by 17%) for a



as, excellent visibility for the
h windscreen and rear windows
e windscreen has 20% more
as 14% more glass than in the
de pillars have been reshaped
o that the view is not impeded.
, employ more glass (the area
a better view.

The front seats are a new design for this latest Accord. Larger all-round, they are longer by 10mm and 30mm higher than the previous model seats. Support is provided by a new U-shaped steel frame with the U-section open to the rear, which then allows rear seat passengers to enjoy an additional 65% of under-seat foot room area. Both seats are fully reclining and have bolsters for lateral support. They are equipped with better seat

cushions featuring springs and elastic urethane foam, and are richly upholstered in plush moquette fabric or optional Meiji leather.

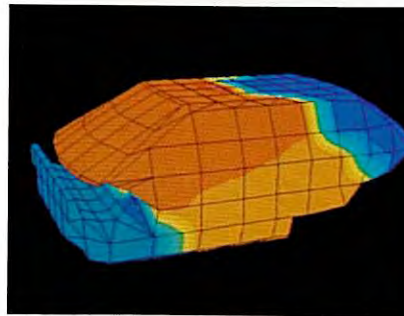
To give taller drivers plenty of headroom, the driver's seat power height adjuster can be positioned over a 30mm range. And for absolute driving comfort, the driver's seat on the leather trim model has an eight way power control and can be positioned to the exact liking of the driver at the touch of a button.

Since body structural design relates directly to performance, the new Honda Accord's body has been technologically crafted to effectively partner its high-performance engine and refined suspension. Computer-aided design and engineering (CAD/CAE) techniques, such as NASTRAN (designed by NASA for developing the space shuttle) Honda's proprietary Dynamic Optimization System Analysis (DOSA) and the Honda Acoustic & Noise Simulation (HANS) system have been utilized in designing and building the new Accord. Special attention was also given to NVH (Noise, Vibration, Harshness) reduction, as well as the meticulous selection of corrosion-resistant materials and measures to assure long service life.

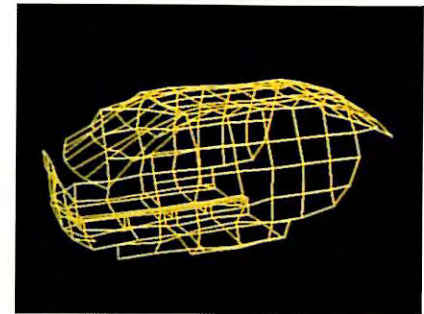
Extensive use of CAD and CAE techniques and testing were conducted on individual sections and the complete assembly of the Accord's monocoque body to create a highly refined and rigid structure. Naturally, the less the body flexes, the more comfortable the ride will be.

Honda's Dynamic Optimization System Analysis (DOSA) is a proprietary computer modelling technique applied to body design which optimizes body structure rigidity. This process involves reducing weight in areas which have been over-designed, and supplying reinforcement to those areas which need additional strength. Additionally, this system helps to construct the body in a way that minimizes structural vibration and noise and ensures structural integrity.


The Honda Acoustic and Noise Simulation (HANS) system is another proprietary computer-programme dedicated to achieving an optimal interior structure for quietness. By understanding structural resonances inherent in individual interior designs, and locating areas



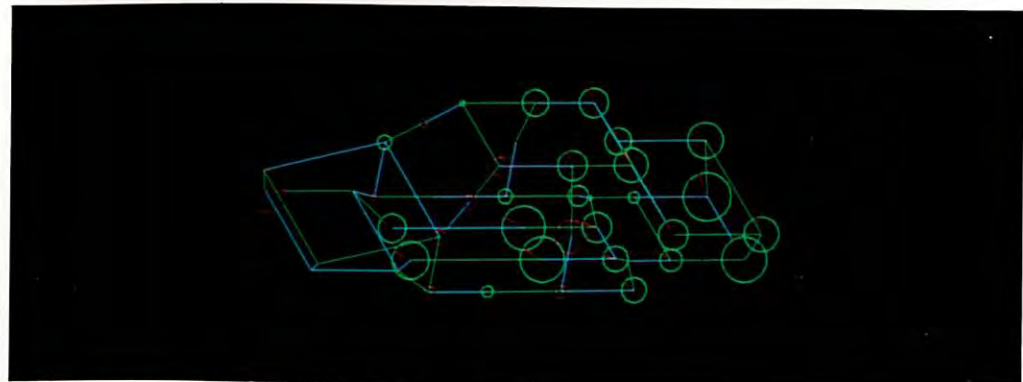
Honda Acoustic & Noise Simulation system (HANS).



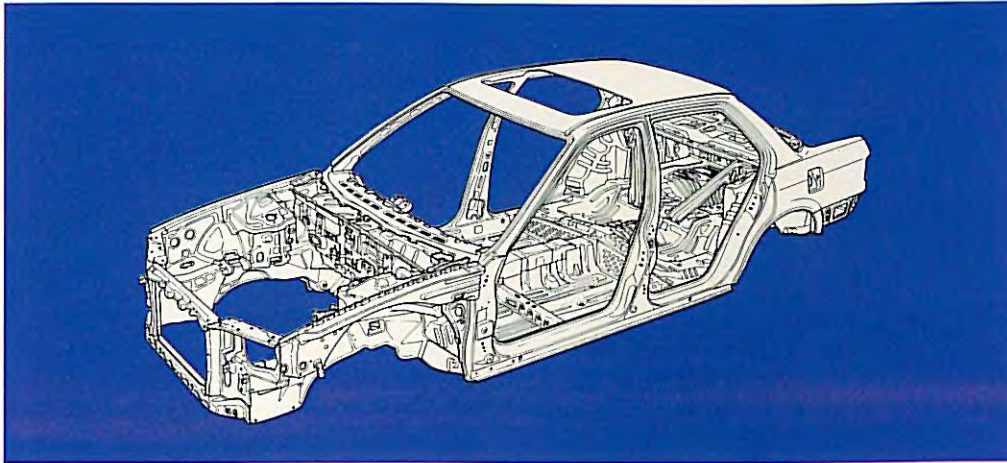
Honda Acoustic & Noise Simulation system (HANS).



Computer analysis of monocoque body--(NASTRAN).




Dynamic Optimisation System Analysis--(DOSA).



Highly rigid monocoque body.



Early design body styling mock-up.



Zinc galvanised steel
Corrosion resistant body.



Accord prototype development.



C.A.D. Computer Aided Design.

where sound is trapped, HANS works to ensure that the area around the passengers remains remarkably quiet.

By increasing strength in the sills, pillars, and body cross-sections, body bending rigidity has been increased by 30% and body torsional rigidity has been increased by 20%, without a significant weight increase.

Heavier gauge, high-grade steel plate is used throughout the new Accord's exterior body panels to increase the accuracy to which panels can be formed, allowing gaps between mating panels to be reduced and strict tolerances to be closely maintained.

Corrosion-resistance treatments, including the hot dip galvanizing of both sides of the alloy steel are used in the body of the Accord. Electrolytic zinc galvanized plate is used for 90% of the body's weight and the injection of anti-rust wax along areas where moisture tends to collect, including doors, bonnet, boot lid, side sills, and wheel arches is used as an additional anti-corrosive measure. An anti-chipping primer coats appropriate areas along the bonnet, roof and front pillar to protect against thrown stones and gravel, and a vinyl chloride sol coating is applied on surfaces below the floor.

In areas where it has proven feasible, resin materials have been used to replace metal parts such as the fuel lid, battery tray and underbody coverings. The underbody itself is flatter and smoother due to flangeless underbody carriage design, thereby contributing to the Accord's outstanding corrosion-resistant, long-life body.

The addition of underbody resin protectors ensures extended body life by minimizing moisture contact in critical areas and preventing rust initiated by chipped bare surfaces. Resin protectors are located under the front and rear bumper faces, rear frame, fuel pipe cover, side sills, and front inner guards.

The performance characteristics of a luxury sedan engine should showcase dynamic response yet be quiet and vibration-free. To fill such a requirement, a completely new engine has been designed for the 1990 Accord sedan.


The new Accord is powered by a new 2.2 litre 16-valve engine which provides higher torque and power output. To reach the highest level of mechanical refinement, computer analyses have been extensively utilized from initial design to the final production stages.

The new Accord engine utilizes a single offset camshaft to activate all 4 valves in each cylinder. In addition to this offset camshaft design, split intake valve rocker arm shafts enable the spark plug point to be positioned in the centre, realizing a highly-efficient pentroof-type combustion chamber. The overall design of which contributes to the engine's lightweight and compact size.

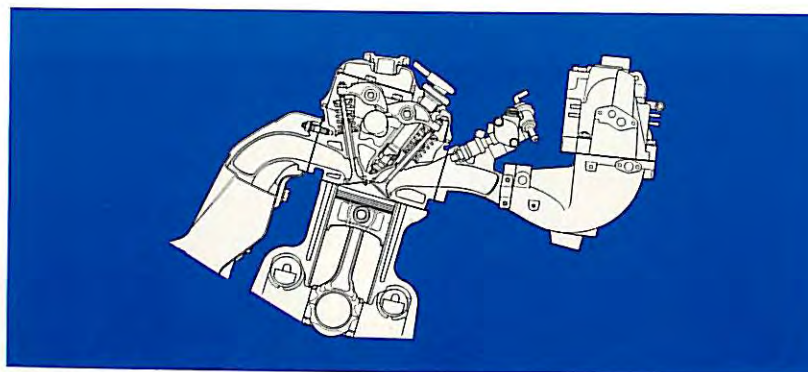
The Accord's lightweight aluminium engine block incorporates two secondary balancer shafts to reduce engine vibration, especially in the mid to high RPM's.

These shafts rotate in opposing directions and at twice the speed of the crankshaft to counteract the vibrational forces of the engine.


PGM-FI (Programmed Fuel Injection) is Honda's Formula-1 inspired timed sequential multi-point fuel injection system which utilizes a microprocessor to optimize injection timing and air/fuel mixture ratios for each individual cylinder. A microprocessor is linked in direct communication with special sensors to monitor engine conditions such as throttle position, crankshaft angle, coolant temperature, intake air temperature, manifold air pressure, atmospheric pressure and exhaust




The Accord is powered by a new 2.2 litre 16-valve SOHC fuel injected engine.



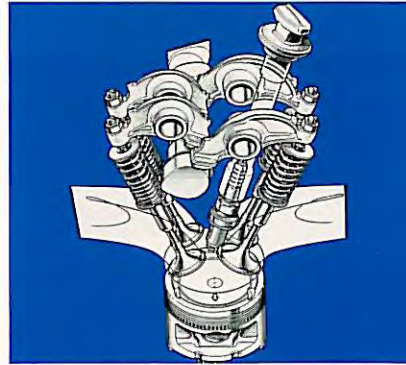
Straight air intake manifold design.



The new Honda balancer shaft system.



Compact 3-shaft automatic transmission design.



Unique SOHC 4-valve/cylinder design.

gas oxygen content. Honda's PGM-FI provides maximum horsepower and torque output.

Honda's PGM-IG (Programmed Ignition Timing Control) operates in conjunction with PGM-FI to deliver a spark to each cylinder at the proper timing. During periods of rapid acceleration, PGM-IG precisely controls ignition timing, yielding maximum engine dynamic response, while maintaining a peak level of fuel economy.

The Accord has an engine block and cylinder head constructed of a special die-cast aluminium alloy to ensure a rigid and lightweight engine design. The bare block weighs just 23.4kg. Each cylinder is cast-iron sleeved to guarantee extended piston ring life and sustain a high level of engine durability.

Additionally, the Accord's fuel tank capacity has been expanded from 60 to 65 litres. Combining these factors with improved overall aerodynamics and revised gear ratios, driving range has been markedly increased.

The new variable air-intake duct system is designed to reduce noise generated by the fresh air intake flow. It utilizes a 2-stage air pre-induction system composed of two air ducts, a standard air inlet duct and a high velocity duct which operates above 3500 rpm. This system reduces air flow noise by 15 dB over previous designs.

To achieve a lower bonnet for better visibility and to improve engine bay packaging, the Accord's engine is now tilted toward the rear of the car at an angle of 10 degrees as opposed to the previous forward tilt of 15 degrees. This arrangement results in improved weight distribution and a lower centre of gravity, both of which increase driving stability and enhance manoeuvrability. An added benefit is the allowance for a straight air-intake manifold design which allows for smoother, more efficient intake flow, which increases engine output power at high rpms.

The transmission's construction features a unique 3-parallel axis shaft design formed by a main shaft, counter shaft and an additional secondary shaft making the transmission more compact with increased strength.

For smoothing the upshift from third to fourth, and downshifts from fourth to third or second gears, an accumulator control system maintains steadier hydraulic pressure and makes gear shifts less abrupt.

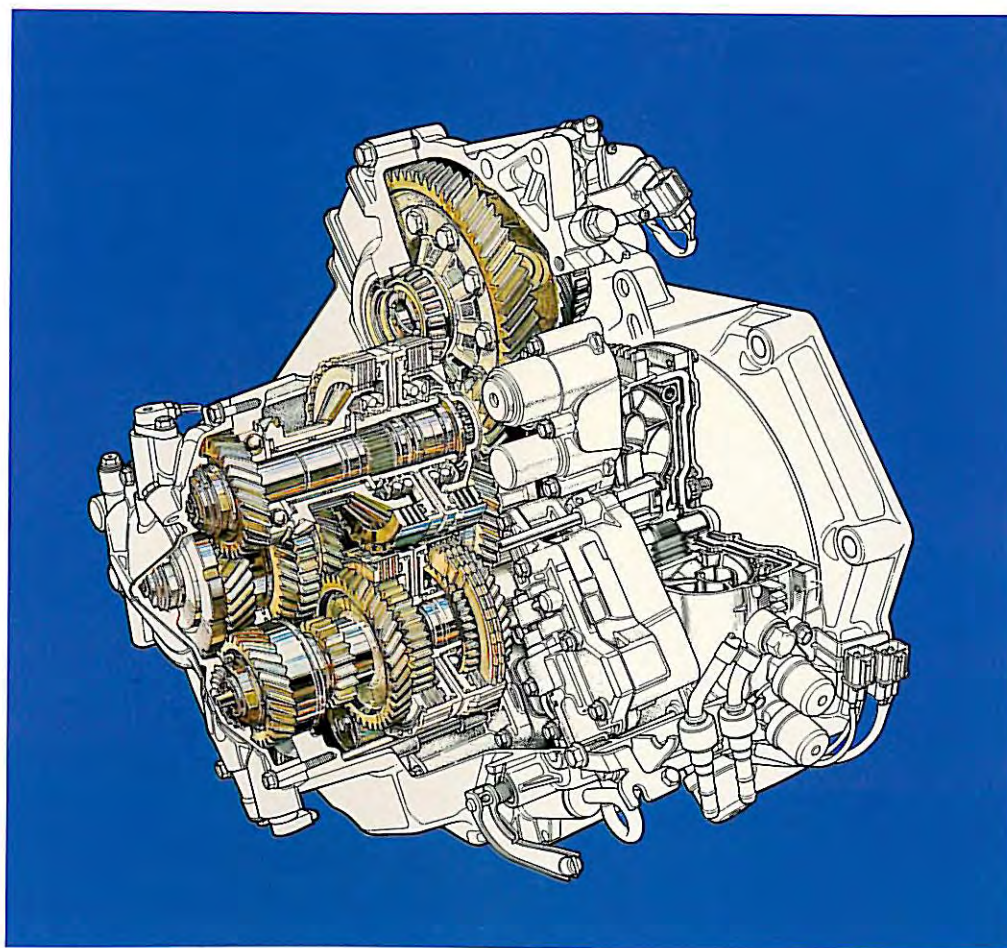
The two available transmissions for the new Accord have been upgraded with technological advances aimed at handling the new engines full power potential while providing precise and disturbance-free shifting.

First gear is accompanied by a Low-hold system which restricts the transmission to that gear only. Its operation improves engine braking performance while driving at low speeds or when driving downhill. It's also very useful when carrying loads or towing a trailer.

For improved efficiency, the new automatic transmission contains a lockup torque converter which engages in second, third, and fourth gear while maintaining steady speeds, and third and fourth when decelerating to assist in engine braking. The converter's lock-up feature prevents slipping to enhance performance and aid fuel economy while maintaining quiet operation.

Another of the Accord's many design features is the new electronically controlled hydraulic engine mount. Fitted to Accords with automatic transmission, it was designed to absorb engine vibration during idling, start-up and at low rpm's. And also reduce shift shock associated with putting the transmission into gear at low speeds.

The mount is a composite structure and contains two chambers separated by a barrel valve. At low speeds the valve is open so the full volume of both chambers can dampen the vibration. Closing the valve by a vacuum actuator takes one chamber out of the loop and makes the mount firmer. Additionally, Inertia-axis engine mounts are



New fully electronically-controlled 4-speed automatic transmission.

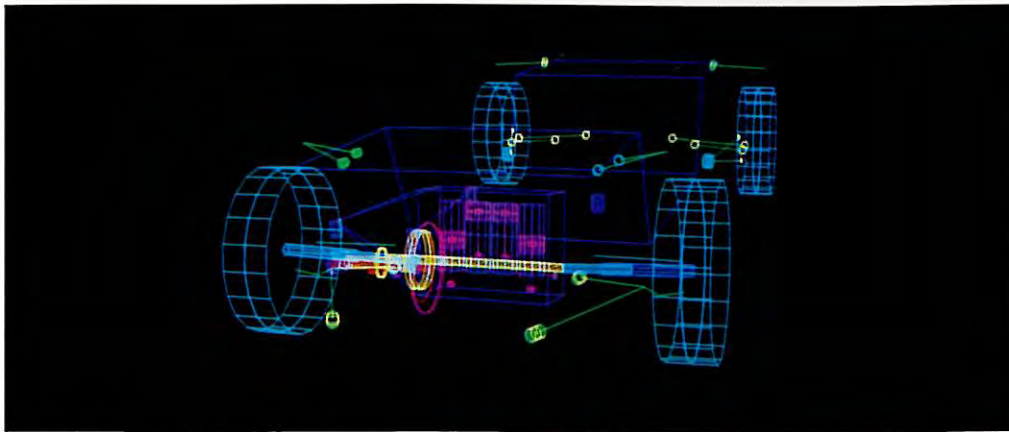
also employed to further reduce vibration, particularly at idling speed.

The new fully electronically controlled automatic transmission features a 7-position shift pattern: Parking, Reverse, Neutral, D4, D3, 2 (Second) and 1 (First). And for easy reference, the shift lever position is displayed on the dashboard instrument panel.

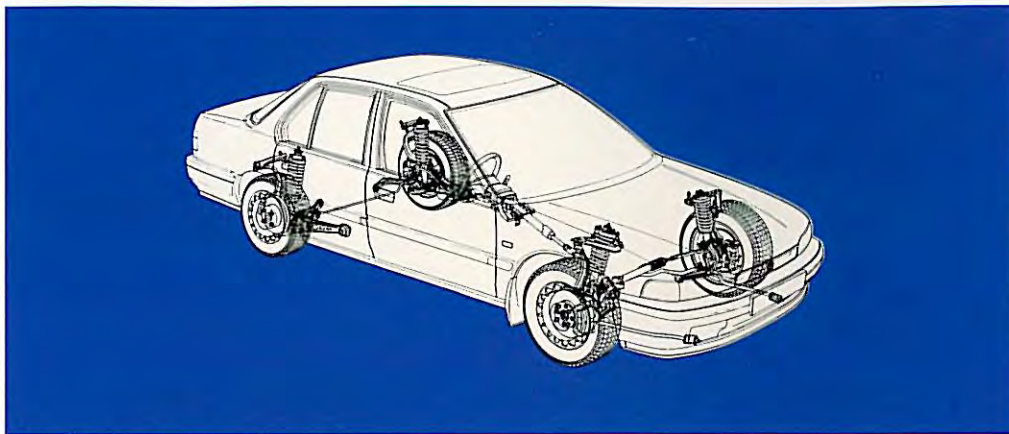
A "Normal/Sports" mode button is located on the shift lever and can be depressed into the "Sports" mode




Electronically-controlled hydraulic engine mount.



Four wheel double wishbone suspension system, computer simulation.



Four wheel double wishbone suspension system.



Shift pattern comparison at $\frac{1}{4}$ throttle (AT).

for increased performance at partial throttle levels. With the shift lever in position D3, activating the "Sports" mode directs the transmission to shift at higher rpm levels when shifting from first to second and second to third. With the shift lever in D4, the "Sports" mode function is extended to the third to fourth gear shift.

By maintaining the engine at high rpm levels, a sportier performance from the engine's broad powerband is readily accessed.

An indicator light mounted in the combination meter illuminates when the "Sports" mode is activated.

On manual transmission models, the gear lever is now mounted independently of the transmission and is connected to it via controlling cables. This arrangement isolates the shift lever from stray vibrations and provides smooth, positive shifts.

Accord's new main shaft brake system controls transmission main shaft rotation while shifting into reverse, thus preventing uncomfortable vibration and noise and enabling quiet reverse gear engagement.

The clutch mechanism is now actuated hydraulically for consistent performance and virtually maintenance-free operation. With the new Accord's engine power increase, longer travel torsional springs have been mounted on the clutch plate to cushion the shock of clutch engagement during gear shifting. The clutch plate lining has been changed to a non-asbestos type for enhanced durability.

For uncompromising comfort and responsive performance, the Accord's four wheel double wishbone suspension has been upgraded using computer design techniques and Honda's Formula One proven technology.

The improvements include the addition of a longer suspension stroke, longer lateral arms, softer spring rates and increased damping shock absorbers.

To maintain driving "feel," the Accord is equipped with a new variable-assist power steering system. During low speed driving and parking operations, assistance is maximised, and as speed increases, assistance decreases at a linear rate. The transition is so gradual, you won't be aware of the change and the effort required for steering will always remain at a comfortable level.

The importance of braking in the new Accord has also been addressed and as such, it is equipped with four wheel disc brakes and a new tandem master booster system. Naturally, the front discs are ventilated.





Quite simply, the new Accord is at the cutting edge of automotive technology.

The very latest technologies have been utilized during all stages of the Accord's development. From the drawing board to the production line computers have taken an increasingly important role.

Indeed, the creative use of computers has helped develop a sedan that is complete in every way. Everywhere you look in the new Accord you will find brilliant examples of how technology, when properly applied, can benefit both driver and passengers.

For the Accord to offer such a high level of quality, exhaustive research and development was needed.

A battery of tests was carried out to ensure the new Accord would be nothing less than outstanding.

In fact, the aim was to make the Honda Accord as close to perfect as an automobile can possibly be.

Honda was also able to draw on years of successful Formula One racing for inspiration and experience. And this association is evident in every aspect of the Accord.

With the 1990 Accord, Honda has succeeded in creating a vehicle which combines absolute comfort with dynamic performance.

A truly luxurious sedan which represents yet another milestone for the Honda Motor Company.



SUNROOF VISOR

This well designed sunroof visor deflects wind and rain when the sunroof is open and in doing so provides ample ventilation.



SPOILER - REAR TAIL

The rear tail spoiler is not only designed to give your new Accord a highly individual look, it's also designed for road-hugging, aerodynamic performance. It's clean, smooth styling gives the Honda Accord even more appeal.



AIR CONDITIONER


The Honda integrated Air Conditioner provides an evenly regulated interior temperature all year round. During acceleration, the air conditioning compressor disengages automatically, so your Accord will always have plenty of power.




DOOR VISOR SET

Aerodynamically designed to deflect wind and rain, effectively protecting the interior from the weather when the window is slightly open.





BASE ROOF CARRIER AND SKI CARRIER ATTACHMENT
This multi-purpose carrier system will extend your luggage capabilities dramatically. Simply add the ski attachments to carry your skis safely and securely.



CENTRE ARM REST
Not only provides additional comfort, it also provides more storage space. It blends in beautifully, becoming an integrated part of the Accord interior.



ALLOY WHEEL
This newly designed alloy wheel emphasises the sporty and refined look of the 1990 Accord.

ACCORD

GENUINE HONDA ACCESSORIES

ACCORD EXi 1990 SPECIFICATIONS

DATA

Engine Type	2.2 litre S.O.H.C. 16 valve
Cylinder arrangement	In line 4 transverse
Displacement (cc)	2156
Bore and stroke (mm)	85 x 95
Maximum horsepower (kW @ rpm)	94 @ 5200
Maximum torque (kg/m @ rpm)	18.9 @ 4000
Compression ratio	8.8
Fuel tank capacity (litres)	65
Fuel required (ron)	91 or higher

EXTERIOR DIMENSIONS

Overall length (mm)	4695
Overall width (mm)	1725
Overall height (mm)	1390
Wheelbase (mm)	2720
Track front/rear (mm)	1475/1480
Ground clearance (mm)	110
Turning circle (metre)	10.8
Kerb weight (Man) (Auto) (kg)	1263/1293

MECHANICAL FEATURES

Front wheel drive	*
Dual counter balance shaft system	*
Manual transmission	5-speed
Main shaft braking system	Manual transmission model
Tri axial automatic transmission	4-speed E.A.T. electronic automatic transmission with sports range and four stage programmed lock-up clutch (includes deceleration lock-up control)
Low hold clutch	Automatic transmission model
Electronic shift shock reducing system	Automatic transmission model
Electronically controlled hydraulic engine mount	Automatic transmission model
Front suspension	Double wishbone
Rear suspension	Double wishbone
Gas pressurised front and rear shock absorbers	*
Front and rear stabilizer bars	*
Steering type (speed responsive)	Power assisted rack and pinion
Servo assisted 4-wheel disc brakes	Front vented
P.G.M.-FI. programmed fuel injection system	Sequential multi-point
P.G.M.-I.G. programmed ignition system	Digital
Maintenance free battery	*

EXTERIOR FEATURES

3-coat 3-bake paint process	*
Clear front indicator lenses	With amber illumination
Side protection mouldings	*
Semi concealed front drip mouldings	*
Impact absorbing bumpers	Body coloured with integrated front air dam

Laminated front windshield	With band tint
Central locking	*
Timed illumination system	Ignition switch
Diamond eye halogen headlights	*
Wheels	5J x 14
Steel belted radial tyres	185/70 R14 88H
Front and rear mud flaps	*

INTERIOR FEATURES

Moquette seat trim	*
Power seat height adjuster	Driver's side
Leather seat trim†	Meiji leather
Eight way power driver's seat†	*
Adjustable front head restraints	With tilt function
Lumbar support adjuster	Driver's side
Front seat back pockets	*
Folding rear seat back	*
Fold down rear centre arm rest	*
Tilt adjustable steering column	*
Cruise control	Control switches mounted on steering wheel
Front wiper/washer system	With intermittent and mist modes
Driver's foot rest	*
One piece dashboard	*
Tachometer, speedometer, tripmeter and odometer	*
Comprehensive dashboard warning lights	*
Low fuel warning light	*
Headlights on reminder	*
Rear window demister	*
Day night rear view mirror	*
Passenger vanity mirror	*
Glove compartment	Lockable illuminated (with soft damper)
Digital clock	*
Full flow heater with full front window and side window demisting	5 speed fan
Rear passenger heater ducts	*
Bi-level heating system	*
Face level vent shut valves	*
Push button ventilation and dial Temperature controls	*
AM/FM stereo cassette player	4 speaker system with automatic antenna
Cigarette lighter and ash tray	Illuminated
Centre console storage compartments	*
Change level (automatic)	With integrated sports switch
Power operated sun roof	2/way with smoked glass and sunshade
Power operated mirrors	Control switch on driver's door
Power operated windows	One touch function/driver's side plus isolator switch
Coin pocket	Lined
Front door pockets	*
Door courtesy lights	Front and rear doors

Remote boot and fuel lid openers	Lockable boot opener
Passenger grab handles	Front x 1 (rear x 2 pull out type)
Coat hanger	x 1 R.H.R.
Rear cargo area	Illuminated

SAFETY FEATURES

Highly rigid monocoque body	*
Door intrusion bars	*
Seat belts front (3-point ELR x 2)	With adjustable shoulder anchorages
Seat belts rear (3-point ELR x 2)	*
Lap belt rear (centre x 1)	*
Child safety seat anchorages	*
Child proof rear door locks	*
Dual circuit diagonal braking system	*
Brake fluid warning indicator	*
Padded instrument panel	*
Energy absorbing steering column	*
Impact absorbing bumpers	*
Centre high mount stop light	*
Hazard warning lights	*
Comprehensive dashboard warning lights	*
Safety indicator panel	*

EXTERIOR/INTERIOR COLOURS

EXTERIOR	CODE	INTERIOR	LEATHER TRIM INTERIOR
Pewter Grey	NH-537M	Grey	Grey
Cappuccino Brown	YR-501M	Brown	Grey
Laurel Blue	B-49M	Blue	Grey
Navajo Red	R-70M	Grey	Grey
Noble Silver	NH-516M	Grey	Grey
Frost White	NH-538	Blue	Grey
Seattle Silver	YR-94M	Red	Grey
Florence Blue	B-37M	Blue	Grey
Cordovan Red	R-74P	Grey	Grey
Granada Black	NH-503P	—	Grey

† Leather seat trim and 8-way power driver's seat available as an optional package with automatic transmission only.

Note: The Specifications and Major Features listed herein are accurate as at the date of printing (November 1989), however, Honda Motor Co. Ltd. and Honda Australia Pty Ltd, reserve the right to change or modify Specifications and Major Features at any time without prior notice. Specifications may also vary in some States, please check current specifications with your Authorised Honda Automobile Dealer before purchase.

Due to ordering, shipping and freight factors, some colour and model availabilities may vary from time to time. Check with your Honda dealer for current information on availability.

24
MONTH
UNLIMITED
KM WARRANTY

36/72
MONTH BODY PROTECTION
PROGRAMME



HONDA SUPPORTS SAFE
DRIVING TAKE CARE ON THE ROAD

ACCORD EXi 1990 MODEL
ACCESSORY LISTING

DESCRIPTION	PART NUMBER
Air conditioner	E1990
Alloy wheel-cutting Mesh	08W14-SM4-600A
Base roof carrier	08L02-SM4-600
Bonnet protector	E5117
Boot storage shelf	08U45-SM4-600
Centre arm rest Beige	08U90-SM4-570F
Centre arm rest Blue	08U90-SM4-530F
Centre arm rest Grey	08U90-SM4-560F
Door visor set	08R04-SM4-600
Floor carpet mat set Blue	08P16-SM4-530G
Floor carpet mat set Brown	08P16-SM4-550G
Floor carpet mat set Grey	08P16-SM4-560G
Headlight protectors	E5089
Lock nut kit Cap	08181-SE000
Lock nut kit Cap with Key	0Y181-SA500
Number plate frames	E5100
Sheepskin seat covers (front) Beige	E1402
Sheepskin seat covers (front) Bone	E1400
Sheepskin seat covers (front) Grey	E1401
Sheepskin seatvests (front) Grey	E1479
Ski carrier attachment	08117-SG060
Spoiler-front under	08F01-SM4-600
Spoiler-rear tail Cappuccino Brown	08F02-SM4-650
Spoiler-rear tail Frost White	08F02-SM4-620
Spoiler-rear tail Laurel Blue	08F02-SM4-630C
Spoiler-rear tail Navajo Red	08F02-SM4-640B
Spoiler-rear tail Noble Silver	08F02-SM4-680A
Spoiler-rear tail Pewter Grey	08F02-SM4-660B
Sunroof visor	08R01-SM4-600F
Tow bar	E1171
Weathershield RHF	E1157
Wheel arch mould	08P21-SM4-600

*Note: Colour coded optional accessories, displayed in this brochure are available only in the colours listed.



Honda Australia Pty. Ltd.
Incorporated in Victoria

Melbourne (03) 330 1222, Perth (09) 458 9811, Brisbane (07) 368 3744, Sydney (02) 684 2399.

LINTAS MELB HOA 8127-10M-11/89





ACCORD

ACCORD EXi