

# HONDA CIVIC HATCH SPECIFICATIONS



SPECIFICATIONS/EQUIPMENT

ENGINEERING



Engine

Displacement (cc)  
Bore & stroke (mm)  
Compression ratio  
Maximum power (kW @ rpm)  
Maximum torque (Nm @ rpm)

Induction System

Emission control

Ignition System

Battery

Transmission type Manual

Transmission type Automatic

Gear Ratios  
1st  
2nd  
3rd  
4th  
5th  
Reverse  
Final

CXi

All aluminium,  
1.6 Litre, SOHC,  
16 valve, in-line  
4 cylinder

1590  
75 x 90  
9.4 : 1  
88 @ 6400  
144 @ 5000

GLi

All aluminium,  
1.6 Litre, SOHC,  
16 valve, in-line  
4 cylinder

1590  
75 x 90  
9.4 : 1  
88 @ 6400  
144 @ 5000

Sequential Multipoint  
Programmed Fuel  
Injection (PGM-FI)

3-way catalytic  
converter

Programmed  
Ignition System  
(PGM-IG)

12V maintenance  
free

Synchromesh  
5-speed

4-speed

Manual/Automatic  
3.250/2.600  
1.909/1.468  
1.250/0.926  
0.909/0.673  
0.702/-  
3.153/1.954  
4.058/4.357

Sequential Multipoint  
Programmed Fuel  
Injection (PGM-FI)

3-way catalytic  
converter

Programmed  
Ignition System  
(PGM-IG)

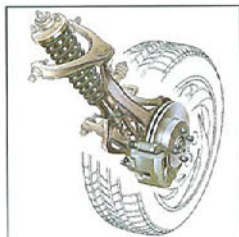
12V maintenance  
free

Synchromesh  
5-speed

4-speed

Manual/Automatic  
3.250/2.600  
1.909/1.468  
1.250/0.926  
0.909/0.673  
0.702/-  
3.153/1.954  
4.058/4.357

SUSPENSION/CHASSIS



Suspension - front & rear

Stabiliser bars

Damper type - front & rear

Steering System

Steering wheel turns to lock  
Turning circle - kerb to kerb (m)

Brakes - Front

- Rear

Wheel size  
Tyre size  
Full wheel covers  
Temporary spare tyre

Independent  
4-wheel double  
wishbone

-

Gas pressurised  
with Honda  
Progressive Valve  
(HPV)

Power assisted  
rack & pinion

3.5  
9.8

Power assisted  
ventilated discs

Power assisted drums

5.0J x 14  
175/65 R14  
●  
●

Independent  
4-wheel double  
wishbone

Front

Gas pressurised  
with Honda  
Progressive Valve  
(HPV)

Power assisted  
rack & pinion

3.5  
9.8

Power assisted  
ventilated discs

Power assisted discs

5.0J x 14  
175/65 R14  
●  
●

## EXTERIOR DIMENSIONS

	CXi	GLi
Overall length (mm)	4180	4180
Overall width (mm)	1695	1695
Overall height (mm)	1375	1375
Wheel base (mm)	2620	2620
Track (front/rear) (mm)	1475/1475	1475/1475
Ground clearance - laden (mm)	106	106
Kerb weight unladen (kg) - Man/Auto	1029/1054	1037/1062
Towing capacity - trailer braked (kg)	800	800
- trailer unbraked (kg)	500	500

## FUEL

	CXi	GLi
Fuel tank capacity (litres)	45	45
Recommended fuel (ron)	91 or higher	91 or higher
Fuel consumption	Manual/Automatic	Manual/Automatic
City cycle (litres/100km)	7.0/8.4	7.0/8.4
Highway cycle (litres/100km)	5.8/6.6	5.8/6.6

## EXTERIOR FEATURES

	CXi	GLi
Full wheel covers	●	●
Metallic paint 3 coat, 3 bake process	●	●
Pillar mounted antenna	●	●
Power body coloured door mirrors	-	●
Passenger side door mirror - convex	●	●
Body coloured bumpers	●	●
Halogen headlights	●	●
Body coloured door handles	-	●
Side protection mouldings	●	●
Front windscreen with sun shade band	●	●
2-speed/intermittent windscreen wipers	●	●
Rear wiper/washer	●	●
Rear window defroster	●	●
Single chrome exhaust finisher	-	●










TAFFETA WHITE




MILANO RED



STARLIGHT BLACK PEARL



VOGUE SILVER METALLIC



CLOVER GREEN PEARL



SUPERSONIC BLUE PEARL

COLOURS

EXTERIOR

- Taffeta White
- Milano Red
- Vogue Silver Metallic
- Clover Green Pearl
- Starlight Black Pearl
- Supersonic Blue Pearl

INTERIOR CXi

- Grey
- Grey
- Grey
- Grey
- Grey
- Grey

INTERIOR GLi

- Grey
- Grey
- Grey
- Grey
- Grey
- Grey

The fuel consumption figures quoted in this brochure are based on AS2877-1986 test results. You may experience different results depending on driving conditions and the condition of the vehicle.

The specifications and major features listed herein are accurate as at the date of printing (February 1999/99YM). However, Honda Australia Pty. Ltd. reserve the right to change or modify specifications and major features at any time without prior notice. Due to ordering, shipping and freight factors, some colour and model availabilities may vary from time to time. Check with your Honda Dealer for current information on availability. Only Genuine Honda Accessories are made to fit Honda vehicles. For a Genuine Honda Accessory brochure contact your Honda Dealer or Honda Australia on 1800 804 954.

APL HOC6268/10M



Printed on recycled paper.

● Standard Equipment      - Not Available



Honda Australia Pty. Ltd. A.C.N. 004 759 611.

95 Sharps Road, Tullamarine, Victoria, 3043. Melbourne (03) 9285 5555.

Brisbane (07) 3862 4777. Sydney (02) 8748 3333. Perth (08) 9481 5166.

www.honda.com.au