




MITSUBISHI

Spirited Cars For Spirited People

RANGE



> SPIRITED



DIVERSITY > BUILT FOR THOSE WITH A LOVE FOR LIFE AND WHO WANT MORE THAN JUST TO GO FROM A TO B.
STYLED TO SUIT 1, 2 OR AN ENTIRE TEAM, WHETHER IT'S WORK OR PLAY. ALL WITH CLEVER TECHNOLOGIES AND IMPRESSIVE FEATURES.
PROUDLY PRESENTING THE MITSUBISHI RANGE. SELF-DRIVEN. SURPRISING. VERSATILE. EXCITING. SPIRITED CARS FOR SPIRITED PEOPLE.

> 01 VERADA



> 02 VRX & SPORTS



> 03 MAGNA



> 04 MAGNA WAGON



> 05 LANCER COUPE



> 06 LANCER SEDAN & WAGON



> 07 MIRAGE



> 08 PAJERO



> 09 PAJERO iO



> 10 CHALLENGER



> 11 TRITON



> 12 NIMBUS



> 13 STARWAGON



> 14 EXPRESS





VERADA



> VERADA

LEADERSHIP > THE VERADA REFLECTS PRESTIGE FROM EVERY SLEEK AND SUMPTUOUS SURFACE. BUT LIKE ANY TRULY INTERESTING LEADER, A HANDSOME FORM AND ARRESTING PERSONALITY ARE ONLY THE BEGINNING. WITH ITS ULTRA-SMOOTH RIDE, EFFORTLESS HANDLING AND SUPERB APPOINTMENTS, VERADA EXPRESSES A WEALTH OF ENGINEERING ACHIEVEMENT AND A LONG COMMITMENT TO MOTORING EXCELLENCE.

- > See and feel the car on-road, and you'll know that Verada is designed to make a statement. Built in Australia, Verada boasts the head-turning allure of a European design lineage. Smart, smooth and taut as a dancer, the desirable lines of the car are matched by powerful features under the bonnet.
- > As the flagship of the Mitsubishi range, Verada is a showcase of Mitsubishi engineering prowess. A power-enhanced V6 3.5 litre 24 valve fuel-injected engine incorporates the company's celebrated 'SPORTS MODE' sequential gear-shifting. Verada is the only Australian built luxury car with this sensational transmission technology.
- > Add to this the INVECS II 'Smart Logic' system, and Verada becomes one of the most responsive drives you will ever experience. But then, of course you'd expect this car to be the perfect motoring companion.



> VRX & SPORTS


POWERFUL > BEST APPROACHED WITH THE RESPECT RESERVED FOR TRUE CHAMPIONS, THE MAGNA VR-X AND SPORTS SEDAN ARE LEAN, MEAN AND READY TO HIT THE STREETS. AGGRESSIVELY STYLED, THEY TAKE THEIR CUES FROM THE RACETRACK WITH CHISELLED, AERODYNAMIC FEATURES. WHILE THE FINELY-TUNED, HIGH PERFORMANCE ENGINE IS NOT FOR THE FAINT HEARTED.

- > The high output 3.5 litre V6 24 valve, SOHC MPI engine, produces 163kW of power.
- > Choose the 5 speed manual or experience the INVECS-II 'Smart Logic' 5 speed automatic transmission.
- > The 'SPORTS MODE' sequential gear-shifting gives you the choice of manual or automatic modes with a simple flick of the gearshift. It turns your automatic into a sporty clutchless manual.
- > No matter how slippery conditions get, stay in touch with traction control on automatic models which adjust the engine power to suit the driving conditions and road surface. This leaves you to enjoy spirited driving while staying in control, with stable acceleration and safer cornering.
- > Take on any challenge confident that the Magna's independent multi-link rear suspension with upper and lower control arms, will ensure maximum tyre grip for improved cornering, greater control when braking or accelerating, plus improved rear wheel and towing control.
- > With 17" x 7" smart alloy wheels, the VR-X wicked body kit finishes the look off with dramatic front, rear and side air dams, wheel arch flares and 'go-fast' rear wing. You'll love taking hold of the 4 spoke leather steering wheel.









> MAGNA

SELF-DRIVEN > THE MAGNA IS AT ONCE INTRIGUING AND UNCOMPLICATED. BUT IT WOULD BE A MISTAKE TO BELIEVE THAT WHAT YOU SEE IS WHAT YOU GET. IT'S TRUE THAT TAKEN AT FACE VALUE, THE AUSTRALIAN-BUILT MAGNA IS QUIET, LOYAL, RELIABLE. BUT LOOK A BIT FURTHER AND YOU'LL SEE ANOTHER SIDE. AMBITIOUS. SELF-DRIVEN. AND DEFINITELY UNEXPECTED.

- > From the elegant lines to the powerful performance concealed under the sleek curves, Magna takes you on an unashamedly seductive power trip. The responsive 3.5 litre V6 means business from the moment you turn the key.
- > The SOHC multi-point fuel injected engine delivers an impressive 155kW of power, perfect for overtaking and towing.
- > The Magna engine also produces a smooth torque curve resulting in quieter performance, a smooth ride and excellent fuel economy.
- > Put your foot down and the INVECS II 'Smart Logic' 4 speed transmission, optional on Executive, takes over. This intelligent transmission is so in tune with you, that it will adjust its shift patterns to suit your individual driving style. Providing the right gear at the right time, for smoother driving and acceleration.
- > The refined lines of Magna cleverly disguise its robust towing ability. In fact, it's capable of towing a hefty 1500kg* load.
- * For detailed towing instructions refer to your owners manual.



> MAGNA WAGON

CONFIDENT > HOLDING ITS OWN AGAINST THE COMPETITION, MAGNA OWES ITS SUCCESS TO A BOLD, NATURAL CONFIDENCE. WITH A CV THAT BOASTS ACCOLADES FROM THE MOTORING WORLD, MAGNA IS DEFINITELY THE RIGHT CAR FOR THE JOB. AND IT'S JUST WHAT YOU NEED TO MAKE FRIENDS AND INFLUENCE PEOPLE.

- > In every modern relationship, safety is essential for both you and your partner. So it's comforting to know that Executive comes equipped with driver's SRS airbag, while Advance comes standard with dual SRS airbags.
- > Airconditioning is standard. In Advance you can control how hot the situation gets with precision climate control, or cool down naturally with the convenience of power windows.
- > The Tri-safe™ rear seat in Wagon models provide comfort and safety for rear passengers, while also better protecting them from loose loads in the 1072 litre boot.

Note – Advance Wagon shown with optional roofrack.





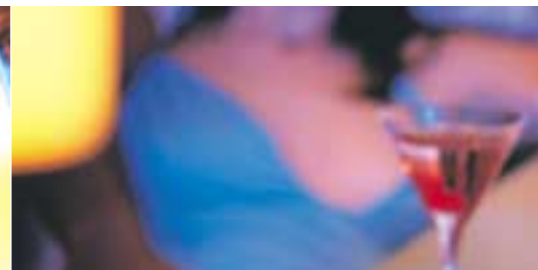




> LANCER COUPE

EXCITING > LANCER COUPE CAN'T WAIT TO GET GOING. WITH THE SPORTY SPIRIT OF ITS RALLY-DRIVING HERITAGE, LANCER COUPE IS AN EXCITING PERFORMER. IT BOASTS ALL THE ADVANCED MOTORING FEATURES OF A COMPETITION CAR, AS WELL AS THE EXCEPTIONAL COMFORTS OF AN INTERIOR DESIGNED TO MAKE YOU RELAX.

- > Lancer Coupe is feisty. With plenty of pace for negotiating the snarls of city traffic, it's right at home tackling the tricky bends of a highway. And with an open road in front, it settles down to the business of eating up the miles.
- > With 2 models to choose from, Coupe offers all the convenience of a small car with a big heart. GLi comes standard with a 1.5 litre 12 valve electronic fuel injected engine. A 1.8 litre 16 valve is optional on GLi and standard on MR. Powerful enough to compete with the best.
- > GLi features the options of a sporty 5 speed manual or the intelligent INVECS II 'Smart Logic' 4 speed automatic transmission. The MR offers a further advancement with its optional 'SPORTS MODE' sequential gear-shifting. It turns your automatic into a sporty clutchless manual. This gives you the choice of manual or automatic modes with a simple flick of the leather gearshift.



> LANCER SEDAN & WAGON

OUTGOING > COMPACT YET POWERFUL. FULL OF URBAN STYLE YET A SEASONED TRAVELLER ON THE OPEN ROAD. THE MITSUBISHI LANCER IS SIMPLY A GREAT CAR TO HAVE AROUND. WITH ITS STRONG, CURVACEOUS LINES, CANNY INTERIOR FEATURES AND CLEVER ENGINEERING, LANCER IS APPEALING, ADAPTABLE AND OH-SO-EASY TO GET ALONG WITH.

- > Like the most intriguing personalities, Lancer starts by making you feel good. Then, it offers all the essential features to become your valued motoring companion. Built in Japan and fully imported, the streamlined Lancer stands out in the crowd.
- > From the eye-catching front grille design to the taut rear profile, the car cuts a polished figure that moves easily through a busy lifestyle. And the impressive Mitsubishi engineering makes Lancer outstanding in its class.
- > Benefiting from the technological advances incorporated into Mitsubishi's renowned competition Lancer cars, the GLi and GLXi Sedan and Wagon offer a host of engineering and safety features that satisfy even the best rally drivers in the world. Take the zippy 1.8 litre 16 valve fuel injected engine - with 86kW of power, there's enough dash to weave you in and out of difficult city traffic and enough muscle to propel you smoothly along the highway.









> MIRAGE

FOOTLOOSE > YOUTHFUL AND ENERGETIC, MIRAGE HAS A CERTAIN IRRESISTIBLE PRESENCE THAT MAKES IT HARD TO GO UNNOTICED. FROM THE CHEEKY GOOD LOOKS, TO THE INTELLIGENT DESIGN, IT'S A CAR THAT IS CLEARLY MUCH MORE THAN JUST THE SUM OF ITS PARTS. WHILE COMPACT AND STREAMLINED, IT HAS A BOLD INNER CONFIDENCE AND STRENGTH THAT COMES FROM ITS IMPECCABLE PEDIGREE.

- > The fully imported compact Mirage 3 door hatch features precision Japanese engineering which has earned it a swag of prestigious awards.
- > A zippy 1.5 litre 12 valve, multi-point fuel injected engine has enough power to rocket you across town from one adventure to another.
- > Whip around corners in the smooth 5 speed manual or lash out on the INVECS II 'Smart Logic' 4 speed automatic transmission. A transmission so intelligent that it actually 'learns' your driving habits and takes into account the driving conditions before adopting the right gear, at the right time. If only all your friends were as intuitive.
- > The proven combination of power steering, front McPherson Strut suspension and refined independent multi-link suspension at the rear, delivers a superior ride and responsive handling.
- > The SRS driver's airbag offers welcome reassurance every time you get behind the wheel. The addition of a passenger SRS airbag is available as an option.



> PAJERO

VERSATILE > PAJERO IS THE LEADER IN ITS CLASS. WITH THE SHEER BRAWN TO REPEATEDLY PULL OFF THE GRUPELLING PARIS-DAKAR RALLY, IT'S GOT THE BRAINS OF A STREET CAR AND THE BEAUTY OF A LUXURY VEHICLE. STRONG YET SLEEK, THE PAJERO TAKES YOU UP HILL AND DOWN DALE, ALONG THE OPEN HIGHWAY OR THROUGH CITY TRAFFIC. EASY.

- > Pajero GLS has won the prestigious Best 4WD award from Australia's Best Cars in 2000 and 2001. The standard 3.5 litre V6 24 valve fuel-injected petrol engine delivers a massive 140kW of power, plenty of purring energy for any motoring challenge. A 2.8 litre Intercooled Turbo Diesel engine is available as an option on all models.
- > Pajero handling is impressive, especially when it comes to cornering around winding roads. Outstanding ground clearance means Pajero easily crosses streams and safely traverses rocky terrain.
- > 5 speed manual transmission is standard and Pajero also offers the driving genius of INVECS-II 'Smart Logic' 5 speed automatic transmission with 'SPORTS MODE' sequential gear-shifting on GLX, GLS and Exceed petrol models.








PAJERO iO



> PAJERO iO

MUSCULAR > COMPACT BUT POWERFUL, PAJERO iO HAS ALL THE GUTSY INDIVIDUALITY OF A TRUE OFF-ROAD VEHICLE. COMPLETE WITH SERIOUS 4WD TRANSMISSION AND TOTAL ALL-TERRAIN CAPABILITY, PAJERO iO IS THE REAL THING. JUST SMALLER AND SMARTER FOR NIPPING AT THE HEELS OF CITY TRAFFIC AND ROUNDING UP THE NEAREST PARKING SPOT.

- > The younger brother to Mitsubishi's flagship Pajero 4WD, Pajero iO shares many family traits. Big hearted. Courageous. Up for the challenge. And lots of fun to be with.
- > With high ground clearance, generous approach and departure angles, long coil spring suspension and Super Select 4WD transmission, Pajero iO is a competent off-roader.
- > Superb all-round visibility enhances driver awareness. Available in 3 door and 5 door models, iO boasts a 2 litre multi-point fuel injected 16 valve 4 cylinder engine.
- > Rather than adapting existing engines, Mitsubishi engineers have built one specifically for iO, delivering plenty of power and torque as well as a smooth, quiet ride. The ECI-MULTI engine is accompanied by 5 speed manual transmission or optional 4 speed automatic with overdrive, free wheeling front differential and rear limited slip differential on the 5 door model.



> CHALLENGER

PHYSICAL > COME THE WEEKEND, CHALLENGER DRIVERS START TO GET RESTLESS. AFTER A HECTIC WEEK IN THE CORPORATE WORLD, IT'S TIME TO HEAD OUTDOORS AND WORK UP A SWEAT. OUT IN THE FRESH AIR IS WHERE CHALLENGER COMES ALIVE AND FLEXES ITS MUSCLES. PHYSICALLY TOUGH AND SEDUCTIVELY SPIRITED, IT'S THE PERFECT REMEDY FOR EXECUTIVE STRESS.

- > A luxurious all terrain 4WD, Challenger boasts sporty good looks, advanced aerodynamic styling and superior ride comfort.
- > The 3.0 litre V6, LPG compatible 24 valve multi-point fuel injected engine delivers responsive handling, smooth power and great fuel economy.
- > With 136kW of power, Challenger has the muscle for easy overtaking on the highway, while the 265Nm of torque makes off-road driving and towing a breeze.
- > Choose the easy, smooth shifting 5 speed manual or you can opt for the INVECS-II 'Smart Logic' 4 speed automatic transmission, which comes standard on Challenger LS.
- > For more convenient driving Challenger features 'easy select' part time 4WD with front free wheel differential. This means that you don't need to leave the driver's seat to lock hubs and you can change between 2WD and 4WD on the go and while travelling at speeds of up to 100km/h.
- > With impressive towing capability, Challenger's maximum towing capacity of 2270kg* is ideal for your active lifestyle.

* For detailed towing instructions refer to your owner's manual.

Note - Challenger vehicle featured in this brochure is fitted with genuine accessories; headlamp protectors, bonnet protector and rear window dust guard, available at extra cost.









> TRITON

RUGGED > FIT AS A MALLEE BULL. WORK HARD, PLAY HARD. IT'S THE AUSTRALIAN WAY OF LIFE AND THE PHILOSOPHY AROUND WHICH THE TRITON RANGE WAS FIRST CREATED. RUGGED, HONEST AND DOWN TO EARTH, TRITON UTES ARE AS TOUGH AS THE OUTBACK. WHICH IS WHY ACROSS THE COUNTRY FROM BUILDING SITES IN THE CITY, TO COAL MINES IN THE MIDDLE OF NO WHERE, THE ROBUST TRITON IS ON THE JOB.

- > Because Australia is as diverse as it is big, the Triton range includes a choice of powerful engine capacities that's just as broad. And depending on where the work takes you, there's a 5 speed manual for country driving or an optional 4 speed automatic on selected models, which is great for quick trips around town. You can do your bit for the environment too, because all Triton petrol engines are LPG compatible.
- > Choose from the powerful 3.0 litre V6 petrol engine or the super economical 2.8 litre diesel. The 3.0 litre V6 24 valve multi-point fuel injected petrol engine has enough power and torque to tow a 1500kg* load. The economical 2.8 litre naturally aspirated diesel engine delivers 198 Nm of torque and has a 2200kg* towing capacity.
- > With a generous one tonne payload capacity, you can haul just about anything – from a load of timber to your prized Pol Hereford!
- * For detailed towing instructions refer to your owner's manual.



> NIMBUS

SURPRISING > WHEN YOU HAVE A CROWD TO MOVE, YOU'VE GOT TO BE FLEXIBLE. YOU NEVER KNOW WHEN YOU'LL HAVE A COUPLE OF EXTRA PASSENGERS – AND ALL THEIR GEAR. THANKFULLY NIMBUS COMES TO YOUR AID BY EVOLVING BEFORE YOUR EYES AND MAGICALLY ADAPTING TO SOLVE THOSE LOGISTICAL NIGHTMARES.

- > Nimbus will redefine your perception of people movers having won the prestigious Best People Mover award from Australia's Best Cars in 2000 and 2001.
- > Able to comfortably seat seven adults, and store all their gear, Nimbus can adapt to the constantly changing demands of an active, growing family. You can create twelve completely different seating and storage configurations.
- > The highly effective climate control airconditioning comes as a standard feature, with separate controls in the rear compartment to help keep everyone comfortable.
- > Even when Nimbus is packed to the rafters, the powerful 2.4 litre SOHC 16 valve, electronic multi-point fuel engine handles the load with ease. Zip around town in the 5 speed manual or chose the optional INVECS-II 'Smart Logic' 4 speed automatic transmission.









> STARWAGON

PRACTICAL > IT'S TIME TO HAVE SOME FUN TOGETHER. STARWAGON IS THE TEAM LEADER IN THE PURSUIT OF LEISURE. WITH A ROOMY "WALK-THROUGH" CABIN, STARWAGON LIKES TO PLAY HOST TO A LOT OF PEOPLE. AND LIKE EVERY PERFECT HOST, YOUR ENJOYMENT IS THE REWARD. SPACIOUS. STYLISH. SLEEK. STARWAGON.

- > Sophisticated engineering and comfortable appointments combine with smart safety features to make Starwagon a people mover with real class. And the sleek, aerodynamic chassis lends a stylish spin to getting everyone where they want to go.
- > Take the doors. Entry and exit from Starwagon is easy with the flat floor design, extra wide doors and a sliding door on the side to service the rear seats.
- > A spectrum of combinations means that any range of people and cargo can be easily accommodated. Up to eight passengers can be comfortably seated in three rows. In GLX, the second row can revolve congenially to face the third row. The third row can be split folded, or folded away completely, to create a large cargo area. All the rear seats fold right down to a large, luxurious bed and even the front are fully reclining buckets.



> EXPRESS

HARD WORKING > VERSATILE, RELIABLE AND NOT AFRAID OF AN HONEST DAY'S WORK, EXPRESS IS THE SORT OF BUSINESS PARTNER YOU DREAM ABOUT. THE EXPRESS RANGE JUST GETS ON WITH THE JOB, NO COMPLAINTS, NO FUSS. AND WITH ALL THE FEATURES YOU NEED, IN A CHOICE OF FIVE DIFFERENT MODELS, EXPRESS KNOWS HOW TO GET DOWN TO BUSINESS.

- > The economical, hard-working engines deliver the power and torque you need to efficiently get on with the job, wherever it takes you. First class manoeuvrability and advanced safety have made Express one of Australia's favourite light commercial vans. The 2.0 litre SOHC, multi-valve LPG compatible petrol engine delivers 78kW of power and 158Nm of torque. Or an optional 2.4 litre 4 cylinder SOHC, 16 valve multi point fuel injected LPG compatible petrol engine produces 97kW of power and 192Nm of torque. A super economical 2.5 litre diesel engine is also available on the MWB Express van, for those who really put in the miles.
- > The hard working Express vans come in a choice of Short Wheel Base (SWB) or Medium Wheel Base (MWB) body types, including a Window Van (SWB) and a Walk-Thru (MWB) model.
- > Both side and rear doors open to roof height and make it easy to accommodate tall bulky items.







Spirited Cars For Spirited People

VISIT WWW.MITSUBISHI-MOTORS.COM.AU > AT OUR INTERACTIVE WEBSITE YOU CAN VIEW A 360° VISUAL PRESENTATION OF THE MITSUBISHI RANGE AND FIND MORE COMPREHENSIVE DETAILS OF SPECIFICATIONS, FEATURES AND ACCESSORIES.

DEALER STAMP

MITSUBISHI MOTORS AUSTRALIA LTD. OFFERS A 3 YEAR/100,000 KILOMETRE NEW VEHICLE WARRANTY AND A 5 YEAR PERFORATION CORROSION WARRANTY ON MITSUBISHI VEHICLES FEATURED IN THIS BROCHURE. ALWAYS CONSULT YOUR AUTHORISED MITSUBISHI DEALER FOR THE LATEST DETAILS ON SPECIFICATIONS, OPTIONS, PRICES, AVAILABILITY AND CONDITIONS ON NEW VEHICLE WARRANTY. ALL PRODUCT ILLUSTRATIONS AND SPECIFICATIONS REFERRED TO HEREIN ARE CORRECT AT THE TIME OF PUBLICATION APPROVAL. SOME OF THE EQUIPMENT SHOWN IS OPTIONAL AT EXTRA COST AND SOME OPTIONS MAY BE REQUIRED IN COMBINATION WITH OTHER OPTIONS. SUBJECT TO ANY APPLICABLE FEDERAL, STATE OR TERRITORY LAWS OR ORDINANCES WHICH MAY APPLY FROM TIME TO TIME. MITSUBISHI MOTORS AUSTRALIA LTD. RESERVES THE RIGHT, WITHOUT NOTICE OR OBLIGATION, TO DISCONTINUE OR MAKE CHANGES TO DESIGNS, SPECIFICATIONS, COLOURS AND MATERIALS OF THE OPTIONS AND PRODUCTS REFERRED TO HEREIN AT ANY TIME WITHOUT INCURRING ANY LIABILITY TO ANY PURCHASER THEREOF.

©MITSUBISHI MOTORS AUSTRALIA LIMITED ACN 007 870 395 FEBRUARY '02 MT017