

LANCER





HEAD FOR THE BRIGHT LIGHTS



AND DISAPPEAR INTO THE NIGHT

WITH ONE TOUCH OF THE ACCELERATOR, THE 2.0 LITRE SOHC 16 VALVE MULTI-POINT FUEL INJECTED LANCER ENGINE COMES TO LIFE. A PROVEN PERFORMER WITH A RALLY-BRED HERITAGE, LANCER IS SLEEK AND STREET-SMART, YET VERY ECONOMICAL TO RUN. FULLY IMPORTED FROM JAPAN, LANCER HAS BEEN PRECISION ENGINEERED AND BOASTS A HIGH LEVEL OF STANDARD FEATURES MAKING IT AS IMPRESSIVE ON THE INSIDE, AS IT IS ON THE OUTSIDE.





IN THE GROOVE

ENJOY THE FREEDOM OF EFFORTLESS POWER STEERING AND A DRIVE SO QUIET YOU CAN CHILL OUT TO THE UNINTERRUPTED SOUNDS OF YOUR FAVOURITE CD. THE COMFORT OF ALL PASSENGERS IS ASSURED WITH STANDARD AIR CONDITIONING AND A LARGER CABIN WITH MORE LEGROOM, BOTH FRONT AND REAR. NOTHING HAS BEEN OVERLOOKED IN THE QUEST FOR DRIVER COMFORT EITHER, INCLUDING A HEIGHT ADJUSTABLE DRIVER'S SEAT AND IMPROVED ALL-ROUND VISIBILITY, SO YOU CAN KEEP AN EYE ON ALL THE ACTION.

BIG ON SPACE

The compact Lancer body, belies the big cabin that can comfortably seat 5 adults with plenty of legroom. Higher hip points ensure passenger comfort, while larger doors provide easier entry and exit. And this generous passenger space is complemented by a large boot.



SMART TRANSMISSION

Choose a 5 speed manual transmission or Mitsubishi's acclaimed INVECS II 'Smart Logic' 4 speed automatic. The 'SPORTS MODE' sequential gear-shifting on VRX turns your automatic into a sporty clutchless manual, whenever you desire.

MOTORSPORTS STYLING

VRX turns heads with 15" five-spoke alloy wheels, colour coded door handles, front and rear bumper extensions, side air dam and aerodynamic rear deck lid spoiler incorporating a high mount stop lamp.



ALL CLEAR AHEAD

Bright halogen headlights, with fully integrated fog lamps, blend into the sleek lines of the VRX adding style and offering additional night time safety.

SUPERIOR FEATURES

RESPONSIVE POWER STEERING AND A NIMBLE TURNING CIRCLE MAKE MANOEUVRING AND PARKING EASY, WHILE THE REMOTE KEYLESS LOCKING AND ANTI-THEFT IMMOBILISER ENSURE THAT YOUR LANCER WILL STILL BE THERE WHEN YOU RETURN. WHILE THE EXTENSIVE USE OF EASILY RECYCLABLE COMPONENTS, ALONG WITH LOW FUEL CONSUMPTION, ENSURES THAT THE ECO-FRIENDLY LANCER IS ALSO SOCIALLY RESPONSIBLE.




BEHIND THE WHEEL OF A RALLY STAR

MOTORSPORTS-STYLE WHITE INSTRUMENT DIALS ON THE VRX ARE ENHANCED BY A LEATHER-WRAPPED STEERING WHEEL, GEAR SHIFT KNOB AND HANDBRAKE LEVER. THE SLEEK LOOK CONTINUES WITH THE ALLOY PANEL INSERT IN THE VRX DASH, WHILE ALL LANCER MODELS BOAST A HIGH LEVEL OF STANDARD EQUIPMENT INCLUDING AIR CONDITIONING, DRIVER AND PASSENGER AIRBAGS, POWER STEERING AND A TILT ADJUSTABLE COLUMN.



LANCER ES


A car that looks as good as it drives, ES features effortless power steering, improved manoeuvrability and a smooth 5 speed manual transmission. With classic clean lines, Lancer slips through the air delivering impressive fuel economy, while the interior comfort levels reflect those of much more expensive cars. In short, Lancer ES is an unbeatable value small car with the added safety of dual airbags and optional ABS brakes.



The ES, LS and Exceed feature attractive and contemporary two-tone interior trim



Year round comfort is guaranteed with air conditioning as standard



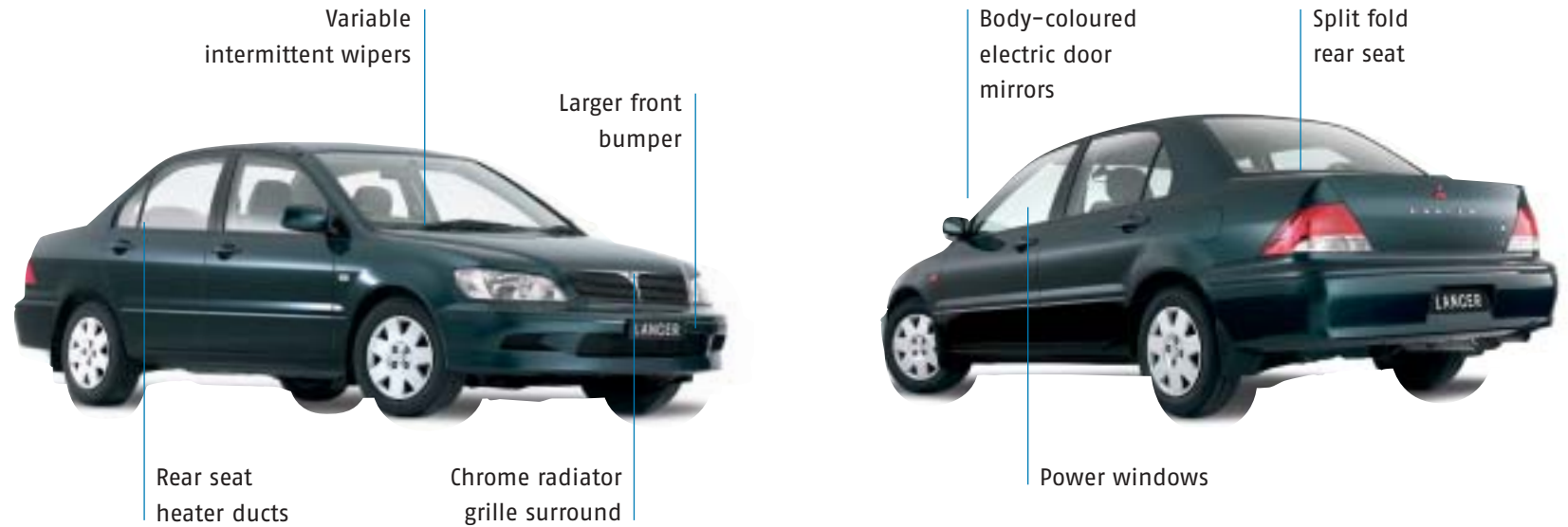
Standard Lancer dials include a changeable, twin digital tripmeter



Full wheel covers on 14" steel wheels on both ES and LS

LANCER LS

LS is a car where no detail has been overlooked. To the features found standard on ES, LS adds power windows for convenience, split fold rear seats for greater flexibility, rear seat heater duct and a rear armrest with cup holders. For extra style colour coded door mirrors and a bigger front bumper set LS apart. The tinted laminated windshield on all models protects against eye fatigue and the remote fuel and trunk lid opener are a thoughtful convenience.



The convenience of remote keyless entry and central locking is standard on all models



Power windows on LS, VRX and Exceed



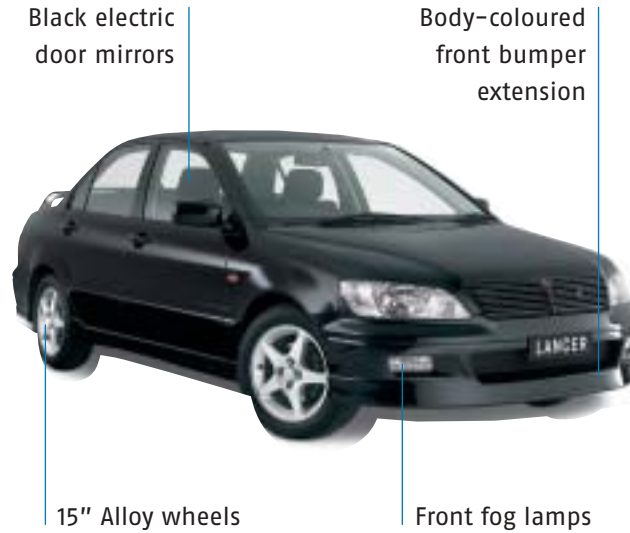
Both LS and Exceed feature a versatile high back, 60:40 split fold rear seat



All models boast AM/FM radio with in-dash CD and 4 speaker audio unit

LANCER VRX

Lancer's proud rally heritage is evident in the VRX, with its sporty white instrument cluster, metallic shift lever surround and head-turning body styling, including deck lid spoiler. The optional 'SPORTS MODE' sequential gear shifting adds a new dimension in driving, while optional ABS brakes provide peace of mind. The sporty style is enhanced by 15" alloy wheels, front fog lamps and a sophisticated sports look black interior.



15" alloy wheels deliver genuine street cred



Stylish fully integrated front fog lamps



Metallic, rally-style gear shift lever surround



Sporty white instrument dials

LANCER EXCEED

The luxurious Exceed boasts leather wrapped steering wheel, gear shift knob and handbrake lever as standard. The high level of standard features includes a 6-disc CD stacker, ABS and 14" alloy wheels. A woodgrain look shift lever surround and heater control panel complete the Exceed's luxurious interior.




Attractive woodgrain look shift lever surround (auto only)



AM/FM radio with 6-disc boot mounted CD stacker and 4 speaker audio unit



Ergonomically designed instrument cluster with woodgrain look dash highlights



14" alloy wheels fitted with steel belted radials

COLOUR RANGE

M = METALLIC P = PEARLESCENT



Satellite Silver (M)



Foresta Green (P)



Rose Red (P)



Nares Blue (P)



Scotia White



Amethyst Black(P)

LANCER SPECIFICATIONS

ENGINE

| |
|--|
| 2.0 litre, 4 cylinder, 16 valve SOHC with ECI multi-point fuel injection |
| Capacity 1999 cc |
| Bore x stroke 81.5mm x 95.8mm |
| Compression ratio 9.5:1 |
| Maximum power 92kW @ 5500rpm |
| Maximum torque 173Nm @ 4250 rpm |
| Fuel system Electronically controlled multi-point injection |

FUEL TANK CAPACITY

50 litres

| FUEL CONSUMPTION (AS2877) LITRES PER 100 KMS | MANUAL | | AUTOMATIC | |
|--|--------|---------|-----------|---------|
| | City | Highway | City | Highway |
| ES | 7.8 | 5.4 | 8.0 | 5.8 |
| LS | 7.8 | 5.4 | 8.0 | 5.8 |
| VRX | 8.0 | 5.4 | 8.5 | 6.0 |
| Exceed | - | - | 8.0 | 5.8 |

These figures are obtained from controlled laboratory tests conducted by Mitsubishi Motors Australia Limited to Australian Standard AS2877 and are provided to assist you in comparing the fuel consumption of Lancer with other vehicles. The actual fuel consumption you achieve will depend, however, on many factors, including your driving habits, the prevailing conditions and your vehicles equipment, condition and use.

TRANSMISSION

| | |
|---------------------|--|
| Manual transmission | 5 speed, all synchromesh, floor shift. |
| Auto transmission | 4 speed, electronic control 'Smart Logic' with floor shift plus Optimum and Adaptive Shift Control. 4 speed 'SPORTS MODE' sequential gear-shifting for VRX Model. |

| GEAR RATIOS | MANUAL | AUTOMATIC |
|-------------|---------|-----------|
| Ratio | 5-speed | 4-speed |
| 1st | 3.583 | 2.842 |
| 2nd | 1.947 | 1.529 |
| 3rd | 1.379 | 1.000 |
| 4th | 1.030 | 0.712 |
| 5th | 0.767 | n/a |
| Reverse | 3.363 | 2.480 |
| Final drive | 4.041 | 4.041 |

BRAKES

| | |
|-------|---|
| Front | 14" (wheel) ventilated disc |
| Rear | 8" in-drum ABS optional on ES, LS and VRX, standard on Exceed |

SUSPENSION

| | |
|-------|---|
| Front | Independent McPherson strut with coil springs |
| Rear | Independent multi-link with coil springs |

STEERING

Rack and pinion with power assistance

DIMENSIONS

| | |
|--------------------------------|------------|
| Overall length - LS and Exceed | 4480mm |
| Overall length - ES and VRX | 4370mm |
| Overall width | 1695mm |
| Overall height | 1430mm |
| Wheelbase | 2600mm |
| Track - front | 1470mm |
| Track - rear | 1470mm |
| Ground clearance | 150mm |
| Turning Circle - kerb to kerb | 9.8 metres |

INTERNAL - MM - ES / LS / VRX / EXCEED

| | |
|-------------------|-----|
| Head room (front) | 900 |
| Head room (rear) | 840 |
| Leg room (front) | 930 |
| Leg room (rear) | 785 |

TRUNK CAPACITY

| 430 litres | | |
|----------------|--------|-----------|
| KERB MASS - KG | MANUAL | AUTOMATIC |
| ES | 1160 | 1180 |
| LS | 1160 | 1180 |
| VRX | 1160 | 1180 |
| Exceed | - | 1180 |

TURNING CIRCLE

9.8 metres

LANCER SPECIFICATIONS

| WHEELS | | | | | EXTERIOR | | | | | |
|--|----------------------------|------|------|------|---|--------------------------------|---|---|---|---|
| ES | 14x5.5JJ pressed steel | | | | 14" steel wheels with full cover | • | • | – | – | |
| LS | 14x5.5JJ pressed steel | | | | 14" alloy wheels | – | – | – | • | |
| VRX | 15x6.0JJ alloy | | | | 15" alloy wheels | – | – | • | – | |
| Exceed | 14x5.5JJ alloy | | | | Body coloured outer door handles | • | • | • | – | |
| TYRES | | | | | Body colour radiator grille surround | • | – | • | – | |
| ES, LS, Exceed | 185/65R x 14 | | | | Body coloured bumpers | • | • | • | • | |
| VRX | 195/55R x 15 | | | | Chrome mouldings on front and rear bumper | – | – | – | • | |
| ELECTRICAL SYSTEM | | | | | Chrome outer door handles | – | – | – | • | |
| Battery | 12 volt | | | | Chrome radiator grille surround | – | • | – | • | |
| Alternator | 85 amp | | | | Chrome side protection mouldings | – | – | – | • | |
| MECHANICAL | | ES | LS | VRX | EXCEED | Deck lid spoiler – body colour | – | – | • | – |
| Maximum power | All models 92kW @ 5500RPM | | | | Door mirrors – electric (black) | • | – | • | – | |
| Maximum torque | All models 173Nm @ 4250RPM | | | | Door mirrors – electric (body colour) | – | • | – | • | |
| 5 speed manual transmission | • | • | • | – | Door sash blackout | • | • | • | • | |
| 4 speed 'SPORTS MODE' sequential gear-shifting | – | – | ◊ | – | Fixed intermittent wipers | • | – | • | – | |
| 4 speed 'Smart Logic' auto transmission | ◦ | ◦ | ◊ | • | Front and rear mud flaps | • | • | – | • | |
| Cylinders | 4cyl | 4cyl | 4cyl | 4cyl | Front bumper standard size | • | – | • | – | |
| Valve train | SOHC | SOHC | SOHC | SOHC | Front bumper bigger size | – | • | – | • | |
| Seating capacity | 5 | 5 | 5 | 5 | Front fog lamps | – | – | • | – | |
| 2.0 litre SOHC 16 valve MPI engine | • | • | • | • | Halogen complex surface reflector headlamp | • | • | • | • | |
| MacPherson strut with coil spring | • | • | • | • | High mount stop lamp – on shelf | • | • | – | • | |
| Rear multi-link | • | • | • | • | High mount stop lamp – in rear spoiler | – | – | • | – | |
| Anti-lock braking (ABS) | ◦ | ◦ | ◦ | • | Pillar antenna | • | • | • | • | |
| Front brakes ventilated discs 14" | • | • | • | • | Rear window defogger | • | • | • | • | |
| Rear brakes Drum 8" | • | • | • | • | Side air dam, front bumper and bumper extension body colour | – | – | • | – | |
| Power assisted steering | • | • | • | • | Sunroof | – | ◦ | ◦ | ◦ | |
| AUDIO | | ES | LS | VRX | EXCEED | Tinted laminated windshield | • | • | • | • |
| 6 stack CD – boot mount | – | – | – | • | Variable intermittent wipers | – | • | – | • | |
| AM/FM radio/security code – number of speakers | 4 | 4 | 4 | 4 | Wiper and washer with 2 speed | • | • | • | • | |
| Single CD player in dash | • | • | • | • | | | | | | |

• standard ◦ optional – not available ◊ available as part of option pack

LANCER SPECIFICATIONS

| INTERIOR | ES | LS | VRX | EXCEED |
|--|----|----|-----|--------|
| 3 points tether anchor | • | • | • | • |
| 60:40 split folding rear seat | – | • | – | • |
| Adjustable belt anchor (front) | • | • | • | • |
| Air conditioning | • | • | • | • |
| Alloy hairline print panel in dash | – | – | • | – |
| Anti-theft engine immobiliser | • | • | • | • |
| Ashtray (front) | • | • | • | • |
| Ashtray (rear) | – | • | – | • |
| Assist strap x 3 | • | • | • | • |
| Automatic transmission indicator | • | • | • | • |
| Black interior | – | – | • | – |
| Central door locking | • | • | • | • |
| Chrome inner door handles | – | – | – | • |
| Child proof rear locks | • | • | • | • |
| Cigarette lighter | • | • | • | • |
| Coat hook x 2 | • | • | • | • |
| Coin box | • | • | • | • |
| Day/night rear view mirror | • | • | • | • |
| Door pocket (front both sides) | • | • | • | • |
| Digital clock | • | • | • | • |
| Driver foot rest | • | • | • | • |
| Driver SRS airbag | • | • | • | • |
| Driver sunvisor with ticket holder | • | • | • | • |
| Dual horn | • | • | • | • |
| Fixed low back rear bench seat | • | – | • | – |
| Floor console box with lid | – | • | – | • |
| Floor console box no lid | • | – | • | – |
| Front seat head rests | • | • | • | • |
| Front and rear formed door trim cloth insert | • | • | • | • |
| Front cup holder | • | • | • | • |
| Front seatbelt 3P ELR x 2 and pretensioner | • | • | • | • |
| Fuel consumption label | • | • | • | • |
| Fuel lid opener | • | • | • | • |
| Fuel tank capacity 50 litre | • | • | • | • |
| Glovebox | • | • | • | • |

| INTERIOR CONTINUED | ES | LS | VRX | EXCEED |
|---|----|----|-----|--------|
| Head rest front face only | • | – | – | – |
| Head rest full cloth | – | • | • | • |
| Height adjustable driver's seat | • | • | • | • |
| Interior room lamp with map lamps | – | – | – | • |
| Jack and tool set | • | • | • | • |
| Leather handbrake lever | – | – | • | • |
| Leather gear shift knob | – | – | • | • |
| Leather steering wheel | – | – | • | • |
| Lighting monitor | • | • | • | • |
| Metallic shift lever surround (automatic only) | – | – | • | – |
| Passenger SRS airbag | • | • | • | • |
| Passenger sun visor with mirror | • | • | – | • |
| Power windows | – | • | • | • |
| Rear seat heater duct | – | • | – | • |
| Rear room lamp | • | • | • | • |
| Rear centre armrest with cup holder | – | • | – | • |
| Rear seat head rests x 2 | – | • | – | • |
| Rear seatbelt 3P ELR x 2 and 2P x 1 | • | • | • | • |
| Reclining adjuster driver's and passenger | • | • | • | • |
| Remote keyless entry | • | • | • | • |
| Rheostat | • | • | • | • |
| Seatbelt warning lamp | • | • | • | • |
| Seat trim – front face only | • | – | – | – |
| Seat trim – full cloth | – | • | • | • |
| Sliding adjuster driver's and passenger seat | • | • | • | • |
| Tachometer | • | • | • | • |
| Tilt adjustable steering column | • | • | • | • |
| Trip meter – twin digital | • | • | • | • |
| Trunk lid opener | • | • | • | • |
| Trunk room lamp | • | • | • | • |
| Trunk room trim | • | • | • | • |
| Two tone interior | • | • | – | • |
| White instrument cluster | – | – | • | – |
| Woodgrain shift lever surround (automatic only) | – | – | – | • |
| Woodgrain print panel in dash | – | – | – | • |

GENUINE ACCESSORIES

Genuine Mitsubishi Accessories add style and value to your new Lancer. They are engineered to the same exacting standards as your new vehicle and are designed to fit and perform precisely. All Genuine Mitsubishi Accessories are covered by Mitsubishi's New Car Warranty when fitted at point of sale of the new vehicle. A 12 month / 20,000km warranty applies to accessories when fitted later.



BONNET PROTECTOR

Constructed from heavy-duty acrylic, it deflects flying stones and prevents chipping of the bonnet.



CARGO LINER

A durable hard plastic liner that offers protection to the cargo area and is easily removed for cleaning.



PARCEL NET

Convenient, secure storage for light objects in the boot, the parcel net is easily fitted and removed as required.



FLOOR MATS

These mats are made from superior quality materials, and the driver's side mat has a toggle mechanism which prevents it slipping forward under the pedals. Available in Grey, Beige and Black.



CD CHANGER

6 disc stacker is totally compatible with the existing CD/Radio system and is mounted in the boot.




CHROME EXHAUST TIP

Add style to your Lancer with this chrome exhaust extension. Simply fitted with holding screws it adds that finishing touch.



FOG LIGHT PROTECTORS

Constructed from heavy duty acrylic, fog light covers reduce the risk of damage caused by flying stones. Covers are easily removed for cleaning.



HEADLAMP PROTECTORS

Clip-on guards prevent damage to lights caused by flying stones and are easily removed for cleaning when required.



SUNGUARD

Maintains style and elegance whilst providing protection against the sun for rear seat passengers.



ROOF RACK – SPORTS

Provides 60kgs of carrying capacity and is aerodynamically styled to reduce wind noise. Made from anodised extruded aluminium and easy to install.



FABRIC SEAT COVERS – FRONT

Designed to fit perfectly, these fully faced durable fabric seat covers offer complete protection to keep the original seat material like new. Includes Headrest Covers.



FABRIC SEAT COVERS – REAR

Designed to fit perfectly, these fully faced durable fabric seat covers offer complete protection to keep the original seat material like new. Includes Centre Armrest Cover.



TOWBAR

Engineered to suit your Lancer with a towing capacity of 1000kg. Refer to the owner's manual for full towing details.



WEATHERSHIELD

Prevents wind, rain and water run-off from entering the vehicle whilst driving with a slightly open window. Available for both driver and passenger side windows.



ALLOY WHEELS 14" – GALAXY

Manufactured from high-grade Alloy, the Galaxy wheels are painted bright silver and the spoke faces are machined to give a highly polished appearance.

MITSUBISHI RANGE



VERADA

The flagship of the range, this sophisticated sedan or wagon is built in Australia and boasts luxury inclusions. Features a smooth, quiet ride; superior space; state-of-the-art safety and a power enhanced 3.5 litre V6 24 valve fuel-injected engine.



MAGNA

The Australian built 3.5 litre V6 Magna is a powerful, versatile sedan available in two variants Executive and Advance. Both models incorporate the latest technology, luxury and safety. Magna Sports All Wheel Drive boasts Mitsubishi's QuadTec™ system for superior roadholding and traction, resulting in outstanding stability, grip and cornering control for safer driving.



MAGNA VRX & SPORTS

For a more street-smart look, Magna VRX & Sports Sedan both feature aerodynamic body kits, a finely tuned high performance engine and a range of exclusive sports style features. Sporty styling is carried through to the inside with racing style monogrammed upholstery and white sports instrument dials.



PAJERO

The leader in its class, Pajero delivers a powerful performance, renowned reliability, generous interior space and superior safety. Powered by a 3.5 litre V6 24 valve fuel-injected engine, with the option of a 3.2 litre turbo direct injection diesel (Di-D).



CHALLENGER

A luxurious and sporty all terrain AWD with advanced aerodynamic styling and superior ride comfort. Features a 3.0 litre V6, LPG compatible 24 valve multi-point fuel injected engine with an impressive maximum towing capacity of 2270kg.



OUTLANDER

A compact, all wheel drive offering a unique combination of sports styling, flexible interior space, ride comfort and unprecedented safety. Seats five people in comfort and features a range of cargo carrying options, while the automatic transmission boasts 'SPORTS MODE' sequential gear-shifting.



MIRAGE

Compact, 3 door hatch featuring a zippy 1.5 litre 12 valve, multi-point fuel injected engine. Available as a 5 speed manual or with INVECS II 'Smart Logic' 4 speed automatic transmission. Features SRS driver's airbag, power steering, ample room and plenty of style.



NIMBUS

A stylish, award-winning people mover. Nimbus comfortably seats seven adults with a variety of different seating and storage configurations. Powered by a 2.4 litre SOHC 16 valve, electronic multi-point fuel-injected engine.



TRITON

A tough, hard-working ute available in a range of powerful engine capacities and fuel types. The range of Triton models includes Cab Chassis, Double Cab and Club Cab.



EXPRESS

One of Australia's favourite light commercial vans, Express features petrol, LPG compatible and diesel engines in a choice of capacities. The range of body types includes Short Wheel Base (SWB), Medium Wheel Base (MWB), Window Van and Walk-Thru model.

Mitsubishi Motors Australia Ltd. offers a 3 year/100,000 kilometre New Vehicle Warranty and a 5 year Perforation Corrosion Warranty on Mitsubishi Lancer. Always consult your authorised Mitsubishi Dealer for the latest details on specifications, options, prices, availability and conditions on New Vehicle Warranty. All product illustrations and specifications referred to herein are correct at the time of publication approval. Subject to any applicable Federal, State or Territory laws or ordinances which may apply from time to time. Mitsubishi Motors Australia Ltd. reserves the right, without notice or obligation, to discontinue or make changes to designs, specifications, colours and materials of the options and products referred to herein at any time without incurring any liability to any purchaser thereof.
©Mitsubishi Motors Australia Limited
ABN 95 007 870 395 FEBRUARY '03 MT105



