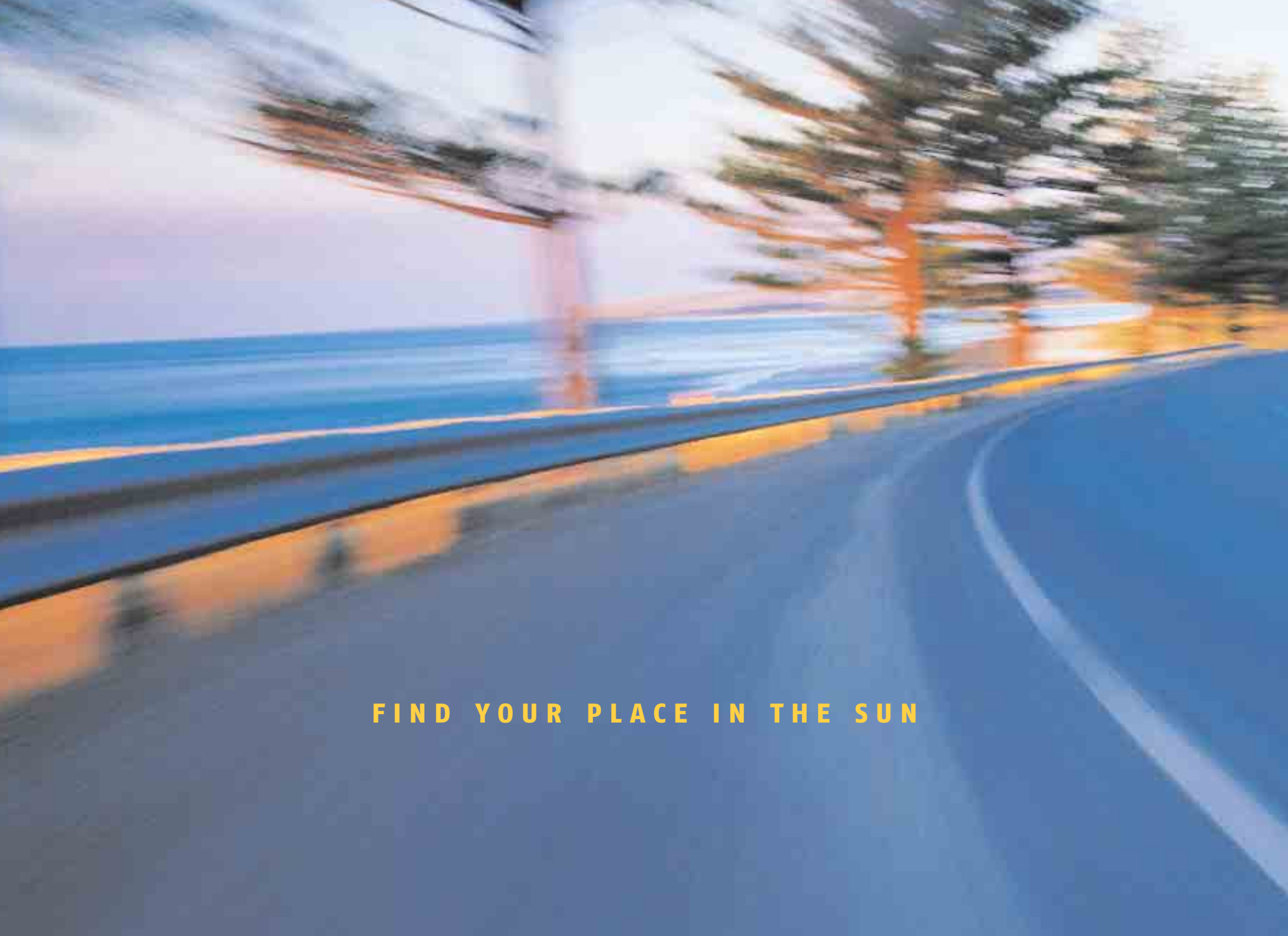


OUTLANDER





FIND YOUR PLACE IN THE SUN



AND LEAVE THE WORLD BEHIND

THE MITSUBISHI OUTLANDER IS A COMPACT FOUR WHEEL DRIVE, OFFERING A UNIQUE COMBINATION OF SPORTS STYLING, FLEXIBLE INTERIOR SPACE, RIDE COMFORT AND UNPRECEDENTED SAFETY. WITH CONSTANT 4WD, OUTLANDER IS IDEAL FOR SAFE URBAN DRIVING, WHILE ALSO DELIVERING SUPERIOR HANDLING ON UNEVEN COUNTRY ROADS. DYNAMIC EXTERIOR STYLING IS REFLECTED IN THE AGGRESSIVE LINES, BOLD FRONT GRILLE DESIGN AND EUROPEAN INFLUENCED BODY SHAPE.





CHASE THE PERFECT WAVE

WITH AN IMPRESSIVE OVERALL LENGTH, WIDTH AND WHEELBASE, OUTLANDER DELIVERS AMPLE HEADROOM AND LEGROOM. SEATING FIVE PEOPLE IN COMFORT, OUTLANDER IS PERFECT FOR GETTING AWAY. WITH GENEROUS STORAGE SPACE, LARGE ARMRESTS WITH CUPHOLDERS FRONT AND REAR, AND THE FLEXIBILITY OF 60:40 SPLIT-FOLD REAR SEATS, THERE IS ALSO PLENTY OF ROOM FOR ALL THE GEAR.

HIDDEN SURPRISES

The Outlander XLS luxury leather option pack includes retractable headlight washers on the front bumper which are very handy for offroad action and poor, muddy conditions.



CONVENIENT STORAGE AND COMFORT

The large floor console box includes various easy to reach compartments for comfortable storage, a lid for added security, and sturdy, enclosed cupholders for passenger and driver convenience.

DRIVER CONTROL

Outlander features Mitsubishi's acclaimed INVECS II 'Smart Logic' 4 speed automatic transmission which is complemented by 'SPORTS MODE' sequential gear shifting for intuitive driving when you want hands on control. The positioning of the gear shift lever in the centre dash panel results in superior ergonomics for the driver and provides an additional sense of space.



ROOM FOR ALL

The 60:40 split fold second row seats create a cavernous storage area with a huge 1049 litre* capacity for a multitude of cargo and luggage carrying options. With the seats up, there is still a generous 402 litres* of storage space, while the XLS also has a security blind in the rear luggage area to keep valuable items out of view.

* VDA METHOD



LEATHER RIDING LUXURY

The Outlander XLS now takes ride comfort further with its new luxury leather option pack, including two-tone leather seating surfaces throughout, chrome exterior door handles, chrome interior door handles, chrome scuff plates on the front doors and a chrome tailgate entrance strip, driver's seatback pocket, along with the convenience of retractable headlight washers.



DISCOVER THE SPIRIT OF FREEDOM

THE MODERN, RETRO FEEL OF THE OUTLANDER IS REFLECTED IN THE STYLISH, ERGONOMICALLY DESIGNED COCKPIT, FEATURING TWIN DIALS REMINISCENT OF AERONAUTICAL INSTRUMENTATION. THE EYE CATCHING INSTRUMENT CLUSTER IS COMPLEMENTED BY A SILVER DASH INSERT, WHICH INCORPORATES THE CENTRALLY MOUNTED ANALOGUE CLOCK WITH ATTRACTIVE CHROME PLATED BEZEL. ALL CONTROLS ARE WITHIN EASY REACH, MAKING DRIVING A BREEZE.




MITSUBISHI
PAJERO

ACC/RES +
ON-OFF -
COAST/SET v



- P
- R
- N



OUTLANDER LS

The LS model features driver and passenger airbags, power windows, electric mirrors, air conditioning, cruise control, single CD player, central locking with remote keyless entry and height adjustable central armrest for the driver and passenger. Outlander LS is also available with two option packs. One includes ABS brakes with Electronic Brake Force Distribution (EBD) and white faced instrument dials, the other has ABS brakes with EBD, side SRS air bags, in-dash 6 CD stacker and white faced instrument dials.



Stylish analogue instrumentation.



AM/FM radio with CD and 4 speaker audio unit.



Full wheel covers on 16" steel wheels with 215/60R 16 tyres.



Driver relaxation is enhanced with the convenience of cruise control.

OUTLANDER XLS

The sporty XLS has exclusive features such as white faced instrument dials and clock with chrome bezel surrounds, leather wrapped steering wheel and gear shift lever, and ABS brakes with Electronic Brake Force Distribution (EBD). It also offers the choice of a luxury leather option pack which includes two-tone leather seating surfaces throughout, chrome exterior door handles, chrome interior door handles, chrome scuff plates on the front doors, chrome tailgate entrance strip, driver's seatback pocket, and the convenience of retractable headlight washers.



16" 5 spoke alloy wheels.



Electric tilt/slide sunroof.





AM/FM radio with in-dash 6 CD stacker and 6 speaker audio unit.



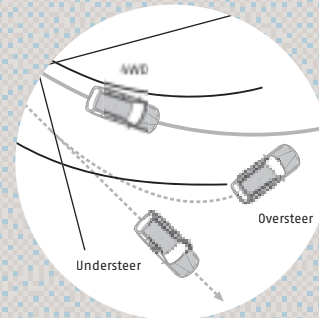
Rear luggage compartment security blind.

ADVANCED 4WD SYSTEM

USING MANY ELEMENTS DEVELOPED THROUGH THE FAMED RALLY-BRED MITSUBISHI LANCER EVOLUTION RANGE, THE OUTLANDER 4WD BOASTS SUPERIOR ROADHOLDING AND OUTSTANDING TRACTION, WHICH YOU CAN ACTUALLY FEEL.



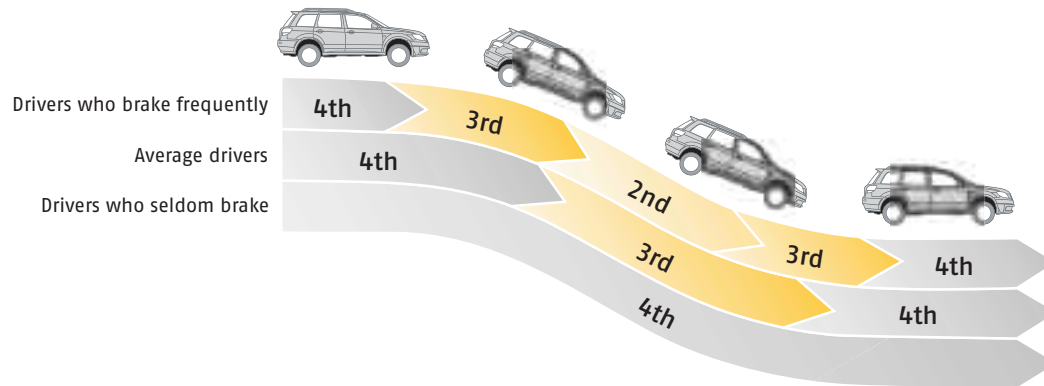
The full-time 4WD system features a centre differential which distributes torque evenly to all four wheels.




If the system detects slip in any of the wheels the Viscous Coupling Unit (VCU) regulates the torque to ensure that the car continues to corner efficiently, maintaining stability and power.

INVECS II 'SMART LOGIC' AUTOMATIC TRANSMISSION

Adaptive Shift Control Going Downhill



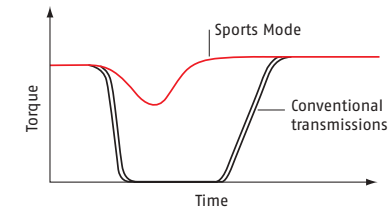
Adaptive Shift Control During Acceleration



To provide smoother shifting, the INVECS II 'Smart Logic' transmission system's on board computer records each driver's preferences through data such as engine, tyre load and foot braking. The control logic then adapts the gear shift timing to suit the driver's style, while minimising torque fluctuation for effortless acceleration and a more predictable ride.

'SPORTS MODE' AUTOMATIC TRANSMISSION

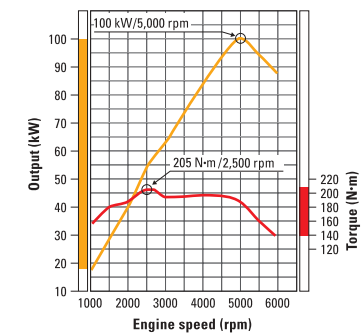
Comparison of shift response



Clutch free operation improves response by reducing the rev and torque loss associated with disengaging and engaging gears.

When the 'SPORTS MODE' function is engaged the transmission computer monitors the engine speed to prevent potentially damaging or dangerous shifts, while allowing drivers to manually shift gears without using a clutch. The advantage is that clutch free operation reduces rev and torque loss usually associated with engaging and disengaging gears, maintaining precious momentum in off-road situations.

4G64 Performance Curves



With a 2.4 litre SOHC engine, Outlander has ample power for any journey. Excellent fuel economy, exceptional reliability and 15,000km service intervals means the Outlander is also inexpensive to maintain.

BUILT WITH SAFETY IN MIND

Mitsubishi's Reinforced Impact Safety Evolution (RISE) monocoque body design combines an energy absorbing front section with a strong, rigid occupant cell to provide outstanding protection in the event of an accident.

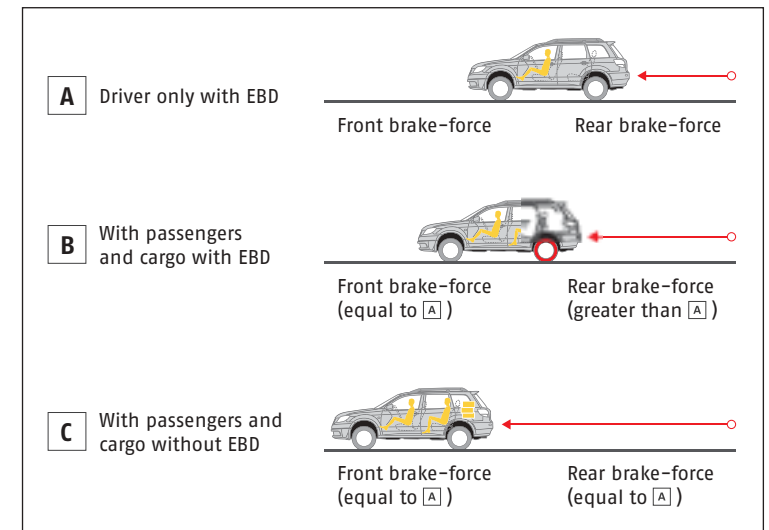
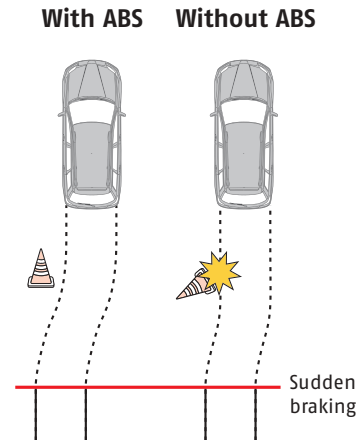


DUAL SRS AIRBAGS

Dual SRS airbags are standard on LS and XLS. Side airbags for front passengers are standard on XLS and optional on LS. Safety is further enhanced by Emergency Locking Retractor (ELR) lap sash seatbelts with force limiters and head restraints to all seats, plus pyrotechnic seatbelt pretensioners in the front seats.

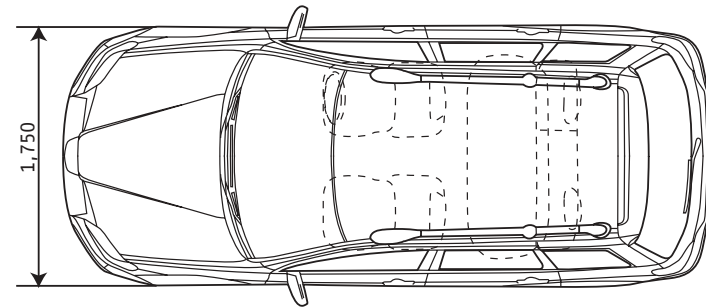
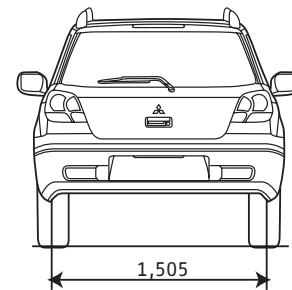
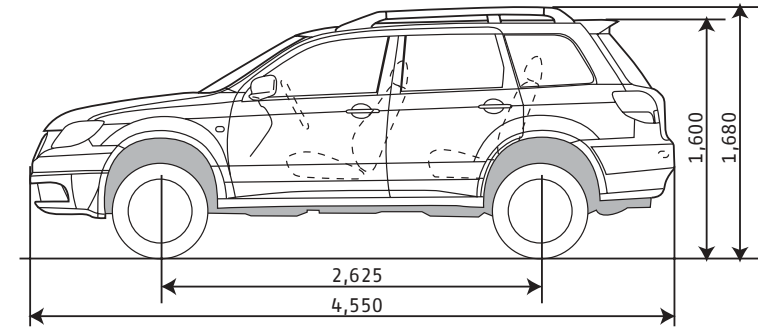
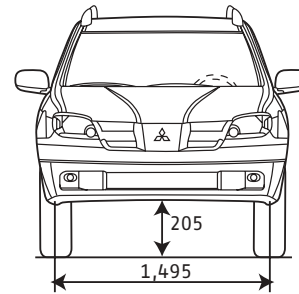
GREATER CONTROL

ABS with Electronic Brake Force Distribution (EBD) is standard on XLS and optional on LS, and provides greater braking performance with the ability to steer around vehicles or obstacles in emergency braking situations regardless of road conditions.



GENEROUS DIMENSIONS

Outlander has capitalised on its 2625mm wheelbase with an impressively large cabin. Designers also carefully calculated the hip point to make entry and exit as easy as possible, while creating a wagon with generous ground clearance and sufficient height to deliver superior driver visibility.



CARGO AND PASSENGER FLEXIBILITY



The clever design and 60:40 split fold second row seats allow for a wide variety of cargo and passenger configurations. Folding the seats forward creates one large space with the added flexibility of a completely flat floor. Or recline the passenger seat and remove the headrest to create a space capable of carrying items up to 2.4 metres in length. (Overseas model shown)

COLOUR RANGE (XLS & LS)



White Pearl



Cool Silver Metallic



Medium Grey Mica



Deep Blue Mica



Wine Red Metallic



Black Mica

OUTLANDER SPECIFICATIONS

ENGINE

Type	2.4 litre SOHC 'Balance Shaft', 16-valve, MPI
Bore x stroke	86.5mm x 100.0mm
Capacity	2351cm ³
Compression ratio	9.0:1
Fuel system	ECI multi fuel inject
Maximum Power (DIN)	100kW @ 5000rpm
Maximum Torque (DIN)	205Nm @ 2500rpm

ELECTRICAL SYSTEM

Battery	75D23L (520CCA/118RC)
Alternator	90 Amp

TRANSMISSION

4 speed automatic transmission with 'SPORTS MODE' sequential style shift change and INVECS II 'Smart Logic'

RATIOS

First	2.842
Second	1.529
Third	1.000
Fourth	0.712
Reverse	2.480

FINAL DRIVE

Final Gear Ratio	4.625
------------------	-------

CLUTCH

Automatic	3 element torque converter with lock-up
-----------	---

DRIVE TRANSFER SYSTEM

Type	Constant 4WD
------	--------------

BRAKES

Front	Ventilated discs
Rear	Leading-trailing drum
Anti-lock brakes (ABS) with Electronic Brake Force Distribution (EBD) 3-channel, 4-sensor - standard on XLS; optional on LS	

SUSPENSION

Front	Independent - MacPherson strut coil spring with anti-sway bar
Rear	Independent - Multi-link coil spring with anti-sway bar

STEERING

Type	Power assisted rack and pinion
------	--------------------------------

WHEELS

LS	16" x 6JJ steel - full wheel cover
XLS	16" x 6JJ alloy - 5 spoke
Spare	Full size spare tyre - with steel wheel

TYRES

LS/XLS	215/60R-16 95H
--------	----------------

OUTLANDER SPECIFICATIONS

EXTERIOR DIMENSIONS (MM)	LS	XLS
Overall height	1600	1680
Overall length	4550	4550
Overall width	1750	1750
Track – front	1495	1495
Track – rear	1505	1505
Wheelbase	2625	2625
Turning Circle	11.4m	11.4m
GROUND CLEARANCE		
Ground clearance (unladen)	205mm	205mm
Approach angle	21.4°	21.4°
Departure angle	22.2°	22.2°
Ramp angle	20.7°	20.7°
INTERIOR DIMENSIONS (MM)		
Front leg room	1074	1074
Rear leg room	902	902
Front head room	988	960
Rear head room	970	955
Front shoulder room	1425	1425
Rear shoulder room	1382	1382
Front hip room	1316	1316
Rear hip room	1316	1316

CAPACITIES	LS	XLS
Gross vehicle mass (kg)	2000	2000
Kerb mass (kg)	1545	1565
Payload (kg)**	455	435
Gross combination mass (kg)	3200	3200
Maximum front axle load (kg)	1050	1050
Maximum rear axle load (kg)	1065	1065
Seating capacity	5	5
** Payload includes occupants, fuel and fitted options (if any). The weight of these must be deducted from Payload to determine actual load carrying capacity. Front and/or Rear Axle Loads must not be exceeded.		
MAXIMUM TOWING CAPACITY*		
With trailer brakes (kg)	1200	1200
Without trailer brakes (kg)	570	570
Towball download (kg)	120	120
* Subject to State regulations and towbar designs. For further information refer to the Outlander Owner's Manual.		
FUEL TANK CAPACITY		
Litres	60	60
FUEL CONSUMPTION		
ADR81/01 (Litres per 100km)	10.8	10.8
These figures are obtained from controlled laboratory tests conducted by Mitsubishi Motors to Australian Standard ADR81/01 and are provided to assist you in comparing the fuel consumption of Outlander with other vehicles. The actual fuel consumption you achieve will depend, however, on many factors, including your driving habits, the prevailing conditions and your vehicle's equipment, condition and use.		

MECHANICAL

Powertrain	LS	XLS
2.4 litre SOHC 'Balance Shaft' 16-valve MPI	•	•
4 speed automatic transmission with 'SPORTS MODE' sequential style gearshift change and INVECS II 'Smart Logic'	•	•
Mechanical		
Constant 4WD with Viscous Coupling Unit	•	•
Power steering	•	•
Power assisted brakes	•	•
Front – ventilated discs	•	•
Rear – leading trailing drums	•	•
Anti-lock Braking System (ABS) with Electronic Brakeforce Distribution (EBD) – 3 channel, 4 sensor	◦	•
Engine immobiliser	•	•
Suspension		
Independent type – MacPherson strut coil spring with anti-sway bar	•	•
Independent type – Multi-link coil spring with anti-sway bar	•	•

• standard – not available ◦ optional ◆ dealer fitted accessory

◇ available as part of luxury option pack (XLS only) from October 2003

EXTERIOR

Wheels and Tyres	LS	XLS
16" x 6JJ steel wheels with full wheel covers. 215/60R-16 95H tyres	•	–
16" x 6JJ five spoke alloy wheels. 215/60R-16 95H tyres	–	•
Full size spare wheel – steel. 215/60R-16 95H tyre	•	•
Exterior Styling		
Front grille – body colour	•	•
Mesh type upper radiator grille inserts	•	•
Body coloured front and rear bumpers (with light grey undertone)	•	•
Side skirts with light grey paint undertone	•	•
Multi-reflector type halogen headlamps	•	•
Headlamp washers – retractable type (in bumper)	–	◇
Fog lamps (front)	–	•
Door mirrors – black (electrically controlled)	•	–
Door mirrors – body colour (electrically controlled)	–	•
Sunshade band on windshield	•	•
Windscreen wiper/washer with 2 speeds and speed sensitive variable intermittent function	•	•
Black door handles	•	–
Body colour door handles	–	•
Chrome door handles	–	◇
Rear roof spoiler – lip type (with integrated stop lamp)	•	–
Rear roof spoiler – large type (with integrated stop lamp)	–	•
Body kit (wheel arch flares and front airdam with mesh insert)	◆	◆
Roof rails – tube style (silver painted)	–	•
Clear lense type rear combination lamps	–	•
Tailgate wiper/washer with intermittent function	•	•
Rear mudflaps	•	•
Towing hooks – front and rear	•	•

OUTLANDER SPECIFICATIONS

INTERIOR

Audio	LS	XLS
Security coded AM/FM Radio/CD player	•	•
In-dash 6 CD Stacker	◦	•
Fender mounted antenna – whip type	•	•
No. of Speakers	4	6
Interior Styling		
Aero inspired dash panel with silver insert trim	•	•
Console mounted gear shift lever	•	•
Leather wrapped gearshift knob	–	•
4 spoke urethane steering wheel	•	–
4 spoke leather wrapped steering wheel	–	•
Parking brake (foot pedal type)	•	•
Silver power window switch panel surrounds – front and rear	–	•
Inner door handles – black	•	•
Inner door handles – chrome	–	◇
Black face instrument dials and black face analogue clock	•	–
White face instrument dials with chrome bezels and white face analogue clock	◦	•
Scuff plates – chrome (front only)	–	◇
Fully lined floor carpet	•	•
Safety		
Driver's SRS airbag	•	•
Front passenger SRS airbag	•	•
Side SRS Airbags	◦	•
Driver and passenger seatbelts with force limiters and pretensioners	•	•
Second row seatbelts with force limiters (including "lap sash" seatbelt for second row middle seat)	•	•
Anti-lock Braking System (ABS) with Electronic Brakeforce Distribution (EBD) – 3 channel, 4 sensor	◦	•
Day/Night rear view mirror	•	•
Side door impact beams	•	•
Child proof rear door locks	•	•
Emergency door unlock function on impact	•	•

INTERIOR CONTINUED

Front seats	LS	XLS
Reclining bucket type seats	•	•
Height adjustable driver's seat	•	•
Cloth seat trim	•	–
Luxury cloth seat trim	–	•
Leather seating surfaces	–	◇
Height adjustable seatbelt anchors	•	•
Height adjustable head rests – solid type	•	–
Height adjustable see through type headrests	–	•
Driver's seat armrest – inbuilt and adjustable for height	•	•
2nd row seats		
Moulded bench type	•	•
Cloth seat trim	•	–
Luxury cloth seat trim	–	•
Leather seating surfaces	–	◇
60:40 split folding function	•	•
Rear seat centre armrest	•	•
Height adjustable headrests – solid type	•	–
Height adjustable see through type headrests (solid type on middle seat)	–	•
Child seat anchorage points on back of second row seat	3	3
Comfort and Convenience		
Air conditioning	•	•
Air cleaner with pollen filter	•	•
Power windows front and rear with driver auto down function and key-off power delay	•	•
Electric sunroof – tilt and slide function	–	•
Cruise control	•	•
Central door locking (including tailgate) with remote keyless entry	•	•
Electric door mirrors	•	•
Sunvisors with vanity mirror and lid – driver and passenger	•	•
Tilt adjustable steering column	•	•
Driver's foot rest	•	•
Interior lamp with map reading lamps	•	•

INTERIOR CONTINUED**Comfort and Convenience**

	LS	XLS
Variable instrument lighting dimmer	•	•
Ignition key illumination	•	•
Headlamps "ON" – audible warning buzzer	•	•
Analogue instrumentation includes speedometer, tachometer, fuel gauge and water temperature gauge	•	•
Automatic position indicator in instrument cluster	•	•
Warning lamps include door and tailgate ajar, low fuel and seatbelts	•	•
Digital trip meter	•	•
Passenger assist grab handles	•	•
Remote fuel filler door release	•	•
Rear window demister	•	•

Security

Central door locking (inc. tailgate) with auto relock function	•	•
Cabin illumination on unlock	•	•
Automatic cabin illumination on key removal	•	•
Flashing security lamp in security coded radio	•	•

Storage

Floor console box with lid	•	•
Front cup holders – concealed type (in floor console)	2	2
Rear seat cupholders (in centre seat armrest)	2	2
Seat back pocket – driver's seat	–	◇
Seat back pocket – front passenger seat	•	•
Front door trim map pockets	•	•
Tailgate inside grip handle	•	•
Glove box with illumination	•	•
Coat hooks	2	2
Coin tray in floor console	•	•
Accessory socket in floor console and luggage compartment	•	•
Fully trimmed luggage area and tailgate	•	•
Convenience lamp in luggage area	•	•
Luggage compartment cover (retractable)	◆	•
Luggage tie-down hooks	4	4

OPTIONS

	LS	XLS
ABS Brakes, white face instrument dials	○	–
ABS Brakes, white face instrument dials, In-dash 6 CD stacker, side SRS airbags	○	–

LUXURY PACK

Leather seating surfaces, chrome outer door handles, chrome inner door handles, chrome scuff plates (front), retractable headlight washers, chrome tailgate entrance strip, driver's seatback pocket	–	○
--	---	---

- standard – not available ○ optional ◆ dealer fitted accessory
- ◇ available as part of luxury option pack (XLS only) from October 2003

OUTLANDER ACCESSORIES

Mitsubishi is committed to complete customer satisfaction. Therefore, when Genuine Mitsubishi Accessories are fitted to your new vehicle at time of delivery, they are covered by the Mitsubishi New Vehicle 3 year/100,000km Warranty. When they are fitted after you have purchased your new vehicle they are covered for the remainder of the new vehicle warranty or for 12 months/20,000km, whichever is the longer. In the case of Diamond Spectrum Accessories, the Warranty is 12 months/20,000km. Please check with your Mitsubishi dealer for specific model applications.



Bonnet Protector



Headlamp Protectors



Fog Light Protectors



Carpet Mat Set



Cargo Carpet Mat



Cargo Liner



Cargo Net



Weathershield



Sports Roof Racks XLS



Sports Roof Racks LS



Towbar 1200kg



Alloy Wheel 16"



Body Kit



Front Mud Flaps




Dash Mat*



Chrome Exhaust Tip*



Alloy Nudge Bar



Mesh Kit



Locking wheel nuts*



Bootflap*

Pictures shown are for illustration purposes only and may not be product specific.

*Diamond Spectrum Accessories

MITSUBISHI RANGE



VERADA

The distinctive looking, new 2003 Verada continues to set the benchmark in quality and refinement. Verada comes with all the new features standard on Magna, plus a ten-way adjustable power driver's seat, traction control and a premium audio system with 6 disc, in-dash CD changer. Verada models include Ei (sedan and wagon), Xi, GTVi and AWD which boasts outstanding stability, superior roadholding and improved cornering control for safer, more spirited driving.



MAGNA

The new look 2003 Magna features an impressive line up of standard features including driver, front passenger and side airbags, six-way adjustable power driver's seat, cruise control, climate control air conditioning and power windows. In addition, VR-X and VR boast new street smart styling including new seat trims, sports style instruments and a leather wrapped steering wheel, combined with the powerful performance of the newly tuned engine. The Magna line-up includes ES, LS, VR, VR-X. Wagon variations in ES, LS and VR.



MAGNA AWD & VR AWD

While echoing the new global styling of the Magna range, these models boast Mitsubishi's technically advanced QuadTec™ AWD system. This refined AWD system distributes torque equally to all four wheels, especially in low traction conditions, to deliver superior road holding, outstanding stability and improved cornering control. Magna AWD and VR AWD are also fitted with high performance brakes in conjunction with ABS and EBD to provide superior stopping power on all surfaces.



LANCER

The new CH Lancer takes Mitsubishi's rally bred technology to the city streets in a distinct new look with a host of great features. The sporty VRX, with its bold rear spoiler and black interior, boasts 16" alloy wheels, a new strut brace for greater handling and 4 speed automatic transmission with 'SPORTS MODE' sequential gear shifting for hands on control from the new EVO type "Steer-matic" 3-spoke steering wheel.



MIRAGE

This compact, 3 door hatch features a zippy 1.5 litre 12 valve, multi-point fuel injected engine. Available as a 5 speed manual or with INVECS II 'Smart Logic' 4 speed automatic transmission. Features include SRS driver's airbag, power steering, ample room and plenty of style.



PAJERO

An undisputed offroad rally champion, Pajero delivers a powerful performance, renowned reliability, generous interior space and superior safety. Powered by a 3.8 litre V6 24 valve fuel injected engine, with the option of a 3.2 litre intercooled turbo direct injection diesel (Di-D), Pajero boasts a maximum towing capacity of 2500kg.



CHALLENGER

A luxurious and sporty all terrain 4WD with advanced aerodynamic styling and superior ride comfort. Features a 3.0 litre V6, LPG compatible 24 valve multi-point fuel injected engine with an impressive maximum towing capacity of 2270kg.



TRITON

A tough, hard working ute available in a range of powerful engine capacities and fuel types. The range of Triton models includes Cab Chassis, Double Cab and Club Cab.



EXPRESS

One of Australia's favourite light commercial vans, Express features a choice of petrol engines that are LPG compatible. The range of body types includes Short Wheel Base (SWB), Medium Wheel Base (MWB), Window Van (SWB) and Walk-Thru model (MWB).



NIMBUS

A stylish, award winning people mover. Nimbus comfortably seats seven adults with a variety of different seating and storage configurations. Powered by a 2.4 litre SOHC 16 valve, electronic multi-point fuel injected engine.

Diamond Finance

Take the burden out of financing your new Mitsubishi vehicle with our competitive, reassuring and completely flexible range of finance products developed by Mitsubishi Motors Australia Ltd and St.George Motor Finance Limited.

Diamond Leasing

Our tailored fleet leasing services offer innovative, highly competitive features such as card purchasing, roadside assistance, specialist maintenance services, accident and claims management, optional insurance and more.

Diamond Road Side Assist

Peace of mind is guaranteed anywhere in Australia, 24 hours a day, 365 days a year with our fast, comprehensive, flexible roadside service offering assistance, repairs, towing and storage. Our Premium Roadside Assist clients also enjoy the added benefits of accommodation, medical and transport facilities.

Diamond Insurance

With the sound backing of Swann Insurance and Mitsubishi Motors Australia Ltd, Mitsubishi owners can choose between vehicle and personal protection solutions including motor vehicle, gapcover and loan protection insurance as well as a range of tailored warranty policies.

For more information on Diamond Products and Services contact your Mitsubishi Dealer.

Mitsubishi Motors Australia Ltd. offers a 3 year/100,000 kilometre New Vehicle Warranty and a 5 year Perforation Corrosion Warranty on Mitsubishi Outlander. Always consult your authorised Mitsubishi Dealer for the latest details on specifications, options, prices, availability and conditions on New Vehicle Warranty. All product illustrations and specifications referred to herein are correct at the time of publication approval. Subject to any applicable Federal, State or Territory laws or ordinances which may apply from time to time. Mitsubishi Motors Australia Ltd. reserves the right, without notice or obligation, to discontinue or make changes to designs, specifications, colours and materials of the options and products referred to herein at any time without incurring any liability to any purchaser thereof. ©Mitsubishi Motors Australia Limited ABN 53 007 870 395 SEP'03 MMAL1594



