




Honda Australia Pty. Ltd. A.C.N. 004 759 611 A.B.N. 66 004 759 611  
95 Sharps Road, Tullamarine, Victoria, 3043. Melbourne (03) 9285 5555  
Brisbane (07) 3260 4888 Sydney (02) 8748 3333 Perth (08) 9401 9520  
Freecall 1800 804 954 [honda.com.au](http://honda.com.au)

The fuel consumption figures quoted in this brochure are based on ADR81/01 test results. You may experience different results depending on driving conditions and the condition of the vehicle. All specifications and major features listed herein are accurate as at the date of printing (August 2003/03 YM). However, Honda Australia Pty. Ltd. reserves the right to change or modify specifications and major features at any time without prior notice. Please check current specifications with your authorised Honda Dealer before purchase. Due to ordering, shipping and freight factors, some colour availabilities may vary from time to time. Check with your Honda Dealer for current information on availability. FCB HON2325

Front cover - V6 Luxury model shown.

 Printed on recycled paper.



HONDA ACCORD






ACCORD



# THE POWER OF DREAMS



VTi model shown



*W*hen your dreams are realised, they do not end. They evolve.

For 40 years, Honda's dream; to challenge conventional thinking, has led to an evolution of innovation in the fast-paced world of Formula One racing. Each development, tested at 300 km/h on a racetrack, has in-turn inspired new dreams.

So it is with every car Honda builds, epitomised by the technologically-advanced Honda Accord range.

The new Accord is the biggest, most powerful Accord ever made, and with three models to choose from (VTi, V6 and V6 Luxury), Accord comes with a level of refinement and specification that will be appreciated by the most discerning driver.

# THE PASSION AND THE POWER

As you would expect from a manufacturer renowned for performance, the new Accord's engine options, provide both power and reassuring grace.

Select from the 2.4 litre DOHC i-VTEC engine (VTi model) producing 118 kW of power and 218 Nm of torque; or the 3.0 litre SOHC V6 VTEC engine (V6 and V6 Luxury models) producing 177 kW of power and 287 Nm of torque.

The i-VTEC offers the combination of VTEC (Variable valve Timing and lift Electronic Control) and new VTC (Variable Timing Control) technologies that benefit both the driver and the environment, effortlessly delivering the ideal balance of power, lower emissions and increased fuel efficiency.

VTEC and VTC react to engine load and revolutions per minute to continuously vary the phasing of the intake camshaft – delivering low-end torque and high-end power on demand.

The engine was also pivoted 180 degrees, to lessen the distance to the catalytic converter which in-turn reduces emissions.

In 3.0 litre models, Electronic Throttle Control Systems (ETCS) contribute to the world-class performance of the new V6 engine. ETCS makes gear changes smoother through computer controlled throttle adjustment during transmission shifts. It works by replacing the mechanical throttle operations with a series

of sensors that relay the accelerator pedal position and all other relevant data to a computer that instantly activates the throttle. The relationship between the pedal and the throttle are constantly tailored by the computer, to suit the driving conditions.

The transmission has been moved up a gear, quite literally, by replacing the 4-speed automatic with a 5-speed automatic transmission as standard. While the enhanced Grade Logic Control system monitors throttle position, vehicle speed and acceleration/deceleration to determine if you will need more climbing power (such as on an incline) or engine braking (driving downhill). This reduces gear hunting, enhances fuel economy and further improves the Accord's driveability.

Accord's performance is outstanding and when you drive it, you'll enjoy the fruits of our engineers labour.



# FOR THE AESTHETE

The new Accord will create a first impression of sophisticated muscular agility. A style more often reserved for sports cars, rather than a large car such as the Accord.

If the new, handsome Accord looks bigger, that's because it is. At 4830mm, it is 20mm longer, and at 1820mm, it's 35mm wider than its predecessor.

Indeed, it beautifully combines convex and concave curves to create aerodynamics that have it slicing through the air in near silence.

The new Accord doesn't yell, it speaks with quiet authority.



V6 Luxury model shown



# DESIGN AND COMFORT BOTH WELL CONSIDERED



V6 model shown

The Accord has an established reputation for refinement. Nonetheless, the new Accord sets new standards in both comfort and design.

From the driver's position, the cabin is an ergonomic triumph, with everything just where it should be; like the cruise and audio controls positioned on the steering wheel (V6 and V6 Luxury), for instance.

The bold new instrument displays appear black at rest, but progressively illuminate as you enter the car, insert the key and start the ignition, with LEDs providing illumination from the more prominent dashboard.

Whether you're behind the wheel or relaxing in the back, you'll appreciate the Accord's larger, redesigned seats with added lumbar support for the driver. You can take your choice from a plush cloth interior (VTi and V6 models) or a full leather interior (V6 Luxury model).



V6 Luxury model shown

The dual-zone climate control is a breath of fresh air that caters for driver and front passenger temperatures. All models also come fully equipped with a six stack in-dash CD player with AM/FM radio, cruise control and multi-function 'wave-blade' ignition key that can lower all windows at once, whilst offering keyless entry to the doors and boot.

There are also other clever inclusions, like map lights, power windows and mirrors, sunglasses holder, illuminated vanity mirrors, child-proof door locks and a tilt and telescopic steering wheel so you can adjust the wheel to your ideal driving position. The stylishly equipped V6 Luxury model also offers an eight-way power driver's seat and electric sunroof.

Have our designers thought of everything? Quite possibly.



# ENSURING YOUR SAFETY

Satisfying government safety regulations is a challenge all car manufacturers face. Meeting our own rigorous standards is somewhat more demanding. Indeed, the new Accord has a comprehensive array of passive and active safety features.

Let's start with stopping.

ABS is standard on all three models, complemented by Electronic Brake force Distribution (EBD) which spreads the optimum braking force between the front and rear, depending on the passenger and cargo positioning. So, the vehicle itself travels less distance under braking, to avoid a collision in the first place.

With V6 and V6 Luxury models, a Traction Control System gives more secure cornering, particularly in low-grip road conditions, by a computer-controlled restriction of unwanted wheel spin.

The very basis of the Accord, the unibody, has been made both stronger and lighter by using more 'high strength' steel in its structure. It increases rigidity and torsional strength, for better ride, handling and safety. And together with G-Force Control technology it helps to maintain the integrity of the passenger compartment during a collision.

Hydro-formed steel was used to create the new front subframe. Carrying its components rearward in a controlled way in the event of a severe frontal collision.

Inside, safety has also been improved. Dual-stage front airbags for driver and passenger are now flanked by side SRS airbags with an innovative Occupant Position Detection System to ensure they deploy in the safest possible way.

3-point seatbelts are also provided in front and rear for all occupants, with pre-tensioner and load limiter systems for the front seats. Thieves, meanwhile, are not permitted to travel at all, as the new Accord is protected from them by an advanced security alarm system.



V6 Luxury model shown



# A CAR TO APPRECIATE FOR MANY YEARS TO COME



To match the evolution of Honda vehicles and help maintain them, our after-sales service has also evolved. As a new Accord owner, you'll have access to personalised online services through our exclusive HondaONE website. This secure site offers you an up-to-date service history, vehicle records, maintenance tips and personalised service reminders.

The people who look after you and your Honda are also constantly updating their knowledge, to build on the factory training they all receive. That's why no-one can service and tune your Honda Accord as well as your Honda Dealership. They also stock a comprehensive inventory of Genuine Honda Parts and Accessories, so you'll never need to accept anything less.

Regular maintenance of your new Accord is of course, recommended, to ensure you can enjoy many years of driving pleasure, and to maintain its value.

Our faith in the new Accord's durability, quality and reliability is reflected in the 3-year/100,000km warranty we are proud to offer with every Honda. You also receive a 3-year paint protection warranty and a 6-year rust perforation warranty.

Together, we can ensure you are as happy with your Accord in years to come as you are on the day you drive it out of the showroom.






# ACCESSORIES

We've done our utmost to create the perfect car. But we've also left scope for your input, with a range of individual accessories that will allow you to add your own sense of style to the new Accord range. From top (e.g. a rear boot spoiler) to toe (e.g. colour coded floor mats) we offer the finishing touches to make your new Accord truly yours.



Rear boot spoiler



Fog lamps & bumper corner protector



Metallic interior



Woodgrain interior

ACCORD SPECIFICATIONS	VTI	V6	V6 Luxury
<b>POWERTRAIN</b>			
Engine	Inline 4 cylinder DOHC i-VTEC	V6 SOHC VTEC	V6 SOHC VTEC
Capacity	2.4 litre - 2354 cc	3.0 litre - 2997 cc	3.0 litre - 2997 cc
Max. power	118 kW @ 6500 rpm	177 kW @ 6250 rpm	177 kW @ 6250 rpm
Max. torque	218 Nm @ 4500 rpm	287 Nm @ 5000 rpm	287 Nm @ 5000 rpm
Control system	Honda Programmed Fuel Injection (PGM-FI)	Honda Programmed Fuel Injection (PGM-FI)	Honda Programmed Fuel Injection (PGM-FI)
Emission standard	Low Emission Vehicle (LEV)	Low Emission Vehicle (LEV)	Low Emission Vehicle (LEV)
Automatic transmission	5 speed with Grade Logic Control	5 speed with Grade Logic Control	5 speed with Grade Logic Control
Drive by Wire throttle	-	•	•
Fuel type	Unleaded	Unleaded	Unleaded
<b>CHASSIS</b>			
Body Type	Monocoque	Monocoque	Monocoque
Front suspension	Double wishbone	Double wishbone	Double wishbone
Rear suspension	Double wishbone	Double wishbone	Double wishbone
Stabilizer bars	Front & rear	Front & rear	Front & rear
Power steering	•	•	•
Wheel type	Alloy	Alloy	Alloy
Spare wheel type	Full size	Full size	Full size
Front brakes	Vented disc	Vented disc	Vented disc
Rear brakes	Disc	Disc	Disc
<b>EXTERIOR</b>			
Bumpers	Impact absorbing	Impact absorbing	Impact absorbing
Door handles	Body coloured and chrome	Body coloured and chrome	Body coloured and chrome
Electric sunroof (with tilt function)	-	-	•
Exhaust	Single	Twin	Twin
Front fog lamps	•	•	•
Front wiper	2 speed & intermittent	2 speed & intermittent	2 speed with variable intermittent
Headlights	Halogen type	Halogen type	Halogen type
Keyless entry	•	•	•
Power door mirrors	•	•	•
Rear window demister	•	•	•
Side protectors	Body coloured and chrome	Body coloured and chrome	Body coloured and chrome
<b>INTERIOR</b>			
Accessory power outlet (10 amp)	x 2	x 2	x 2
Airconditioning	Dual Zone Climate Control	Dual Zone Climate Control	Dual Zone Climate Control
Ashtray	Front & rear	Front & rear	Front & rear
Central locking	•	•	•
Centre armrest	•	•	•
Console panel trim	Woodgrain	Woodgrain	Woodgrain
Cruise control	•	•	•
Cup holders	Front & rear	Front & rear	Front & rear
Dashboard warning lights	Comprehensive array	Comprehensive array	Comprehensive array
Digital clock	In radio	In radio	In radio
Door pockets	Front & rear	Front & rear	Front & rear

	VTI	V6	V6 Luxury
Driver's footrest	●	●	●
Driver's seat - manual height adjustment	●	–	–
Driver's seat - power height adjustment	–	●	–
Driver's seat - power adjustable (8-way)	–	–	●
Driver's window	Auto up/down	Auto up/down	Auto up/down
Glovebox	Lockable	Lockable	Lockable
Headrests - front	Fully adjustable	Fully adjustable	Fully adjustable
Headrests - rear	x 2	x 2	x 2
Interior illumination	Courtesy light	Courtesy light	Courtesy light
Interior illumination	Boot light	Boot light	Boot light
Interior illumination	Door light	Door light	Door light
Interior illumination	Map light	Map light	Map light
Interior illumination	Rear reading light	Rear reading light	Rear reading light
Interior illumination	Glove box light	Glove box light	Glove box light
Lights-on warning	Chime	Auto off	Auto off
Low fuel warning	●	●	●
Outside temperature gauge	–	–	●
Power windows	●	●	●
Seats - front	Fully reclining	Fully reclining	Fully reclining
Seats - rear	One piece fold down	One piece fold down	One piece fold down
Seat trim material	Cloth	Cloth	Leather
Seatback pockets	Driver & passenger	Driver & passenger	Driver & passenger
Seatbelt height adjuster	Front	Front	Front
Steering column	Tilt adjustable & telescopic	Tilt adjustable & telescopic	Tilt adjustable & telescopic
Steering wheel	Urethane	Urethane	Leather
Sunglasses holder	●	●	●
Tachometer	●	●	●
Tripmeter	x 2	x 2	x 2
Vanity mirror with illumination	Driver and passenger	Driver and passenger	Driver and passenger
Windows	Heat absorbing	Heat absorbing	Heat absorbing
<b>SAFETY FEATURES</b>			
Airbag ISRS - front	Driver & passenger	Driver & passenger	Driver & passenger
Airbag SRS - side	Driver & front passenger	Driver & front passenger	Driver & front passenger
Anti-lock Brakes (ABS)	●	●	●
Child proof door locks	●	●	●
Child safety seat anchor points	x3	x3	x3
Convex door mirror	Passenger side	Passenger side	Passenger side
Electronic Traction Control System (TCS)	–	●	●
Fire retardant interior	●	●	●
Front windscreen	Laminated	Laminated	Laminated
Fuel tank roll over valve	●	●	●
Hazard warning lights	●	●	●
High mounted stop light	●	●	●
Honda G-CON technology	●	●	●
immobiliser system	●	●	●
Progressive crumple zones	Front & rear	Front & rear	Front & rear
Rear view mirror	Day/night type	Day/night type	Day/night type
Screw type fuel cap	●	●	●

	VTI	V6	V6 Luxury
Seatbelt pretensioners	Front seating positions	Front seating positions	Front seating positions
Seatbelt reminder light	Driver	Driver	Driver
Seatbelts - 3 point ELR	All seating positions	All seating positions	All seating positions
Security alarm system	●	●	●
Side impact protection	●	●	●
Steering column	Energy absorbing type	Energy absorbing type	Energy absorbing type
Transmission shiftlock	●	●	●
<b>DIMENSIONS</b>			
Length	4830 mm	4830 mm	4830 mm
Width	1820 mm	1820 mm	1820 mm
Height	1455 mm	1455 mm	1455 mm
Ground clearance - laden	125 mm	125 mm	125 mm
Weight - tare	1435 kg	1510 kg	1525 kg
Turning circle	11 m	11 m	11 m
Fuel economy combined (litres per 100kms)	9.3	10.6	10.6
Fuel tank capacity	65 litres	65 litres	65 litres
Wheel size	16 x 6.5 JJ	16 x 6.5 JJ	16 x 6.5 JJ
Tyre size	205/60 R16 92V	205/60 R16 92V	205/60 R16 92V
Maximum towing capacity - trailer with brakes	1500 kg	1500 kg	1500 kg
trailer without brakes	500 kg	500 kg	500 kg
Seating capacity	5	5	5
<b>AUDIO</b>			
6 stack in-dash CD with AM/FM tuner	●	●	●
Steering wheel mounted audio controls	–	●	●
Front speakers	x2	x2	x2
Front tweeters	x2	x2	x2
Rear speakers	x2	x2	x2
Antenna	In glass type	In glass type	In glass type
<b>COLOURS</b>			
Taffeta White	Ivory	Ivory	Ivory
Desert Mist Metallic	Ivory	Ivory	Ivory
Royal Ruby Red Pearl	Ivory	Ivory	Ivory
Eternal Blue Pearl	Grey	Grey	Grey
Graphite Pearl	Grey	Grey	Grey
Silverstone Metallic	Grey	Grey	Grey

● standard equipment ■ optional – not available



Taffeta White



Desert Mist Metallic



Royal Ruby Red Pearl



Eternal Blue Pearl



Graphite Pearl



Silverstone Metallic