

LANCER





RALLY BRED



A CHAMPIONSHIP PERFORMANCE

FROM THE RALLY TRACK TO THE FREEWAY, LANCER IS AT HOME LEADING THE PACK. THIS SUPERBLY ENGINEERED STREET CAR TAKES ITS CUE FROM MITSUBISHI'S RALLY BRED LANCER EVOLUTION (EVO) SERIES WHICH HAS EARNED ITS REPUTATION ON THE WORLD CIRCUIT. THE LANCER EMBODIES THE SAME DURABILITY, STRENGTH AND PERFORMANCE THAT HAS EARNED THE MITSUBISHI TEAM FOUR CONSECUTIVE WORLD RALLY DRIVER'S CHAMPIONSHIPS IN THE PAST 10 YEARS.



WINNING MOTORSPORTS TECHNOLOGY

TAKE THE WHEEL AND DISCOVER THE EFFORTLESS POWER OF THIS TRUE DRIVER'S CAR WITH ITS STATE OF THE ART TECHNOLOGY, LIKE 'SPORTS MODE' SEQUENTIAL GEAR SHIFTING WHICH TURNS THE SPORTY VR-X AUTOMATIC INTO A RACY, CLUTCHLESS MANUAL WITH 'EASY-SHIFT' CONTROLS FROM THE GENUINE EVO STEERING WHEEL. MORE ACCURATE, RESPONSIVE STEERING AND SPORTY HANDLING ARE ACHIEVED WITH THE SPORTS TUNED SUSPENSION, A NEW STRUT BRACE AND REAR STABILISER BAR. BRAKING PERFORMANCE IS ALSO ENHANCED WITH THE LARGER FRONT AND REAR DISC BRAKES, WHILE THE AERODYNAMIC STYLING AND REAR SPOILER ON VR-X HELPS TO CUT THROUGH THE AIR WITH EASE.



LANCER VR-X

RALLY STYLE GEARSHIFT

VR-X auto features an EVO type gear shift lever with leather boot, chrome accents and a dark titanium surround. It also offers the option of INVECS II 'Smart Logic' 4 speed automatic transmission with 'SPORTS MODE' sequential gear shifting. With this option, you will experience the hands on control of 'Easy-Shift' from the genuine EVO 'Steermatic' steering wheel.



ON THE TRACK

Lancer has earned its stripes on the gruelling rally tracks of the world with a number of wins on the Australian and World Championship circuits.


SPORTY BLACK INTERIOR

The stylish, aggressive exterior is complimented by a sporty black interior with EVO influences. Comfort is priority with adjustable driver and passenger seats and headrests on all models. Higher hip points ensure passenger comfort, while larger doors provide easier entry and exit.



SUPERIOR ROAD HOLDING

VR-X boasts a front strut brace which stiffens the chassis and a long drive front axle shaft for more accurate, responsive steering. Lowered suspension improves road holding, while the 2.0 litre SOHC 16 valve multi-point fuel injected engine rockets into action, yet offers impressive fuel economy. The bigger front disc brakes and new rear ventilated disc brakes deliver improved stopping power.



DISTINCTIVE STYLE

VR-X has a rear deck lid spoiler with high mounted stop lamp, clear tail lamps, bigger body coloured bumpers with extensions, 16" alloy wheels, side air dams, a dynamically aggressive front grille and projector type foglamps.




A COCKPIT DESIGNED FOR DRIVING ENTHUSIASTS

THE RALLY STYLE WHITE INSTRUMENT DIALS ON VR-X ARE ENHANCED BY THE GENUINE EVO 'STEERMATIC' 3-SPOKE, LEATHER WRAPPED STEERING WHEEL WITH 'EASY-SHIFT' THUMB OPERATED GEAR SHIFT SELECTORS FOR HANDS ON CONTROL. LEATHER ALSO FEATURES ON THE GEAR SHIFT AND HANDBRAKE LEVERS, WHILE THE CARBON PRINT PANEL IN-DASH AND THE STRATEGIC USE OF DARK TITANIUM PANELS CREATE A TAUT INTERIOR THAT SUPPORTS THE SPORTY PERFORMANCE. ALL LANCER MODELS BOAST A HIGH LEVEL OF STANDARD EQUIPMENT INCLUDING AIR CONDITIONING, DRIVER AND PASSENGER AIRBAGS, POWER STEERING AND A TILT ADJUSTABLE STEERING COLUMN.



LANCER EXCEED



CHROME ACCENTS

Exceed features a stylish grille with chrome surround and striking triple diamond chrome badging, along with chrome inner and outer door handles.



INTERIOR LUXURY

EXCEED'S TWO-TONE INTERIOR FEATURES DARKER UPPER TRIM AND BEIGE LOWER TRIM SEPARATED BY A WOODPRINT PANEL IN-DASH. THE CABIN ALSO FEATURES PREMIUM GRADE SEAT UPHOLSTERY, A LEATHER WRAPPED STEERING WHEEL, GEAR SHIFT AND HAND BRAKE LEVERS, LIGHT TITANIUM HEATER CONTROL PANEL AND SHIFT LEVER SURROUND, ALONG WITH FRONT MAP READING LAMPS FOR ADDED CONVENIENCE.



ENJOY THE RIDE

Driving Lancer is even more enjoyable with cruise control on Exceed and LS, while Exceed drivers can also relax to the sounds from the CD player with boot mounted 6 CD stacker.

INTELLIGENT TRANSMISSION

Exceed comes standard with 4 speed INVECS II 'Smart Logic' automatic transmission and leather gear shift lever with a unique light titanium surround.



ALLOY WHEELS

The distinctive 14" alloy wheels are fitted with Yokohama steel belted radials.



SUPERIOR PASSENGER SAFETY

Along with driver and passenger SRS airbags, Exceed provides the added protection of a 3 point standard lap sash seat belt in the centre rear seat. Peace of mind is also enhanced through the Anti-lock Brake System (ABS) with Electronic Brakeforce Distribution (EBD).




LANCER ES

A car that looks as good as it drives, ES features effortless power steering, improved manoeuvrability and a smooth 5 speed manual transmission. With classic, clean lines, Lancer slips through the air delivering impressive fuel economy. It also boasts interior comfort features you would expect from much more expensive cars, like spaciousness and air conditioning. In short, Lancer ES is an unbeatable value small car with the added safety of dual airbags and optional ABS brakes.



The rear centre seat features a 3 point lap sash seat belt.



The spacious, ergonomic cabin has been designed for driver and passenger comfort.



14" steel wheel covers on ES and LS.



Air conditioning and the AM/FM Radio/CD provide all round comfort on all models.

LANCER LS

A car where no detail has been overlooked, LS features cruise control, power windows, remote keyless entry, a height adjustable driver's seat and tilt adjustable steering column. Both driver and passenger are protected by SRS airbags, while ABS brakes are available as an option. The tinted, laminated windshield protects against eye fatigue, while the rear centre armrest with convenient cup holders and the remote fuel and trunk lid opener are thoughtful additions. LS also shares the option of a sunroof with VR-X and Exceed.



Remote keyless entry and central locking are standard on all models.



Power windows are standard on LS, VR-X and Exceed.



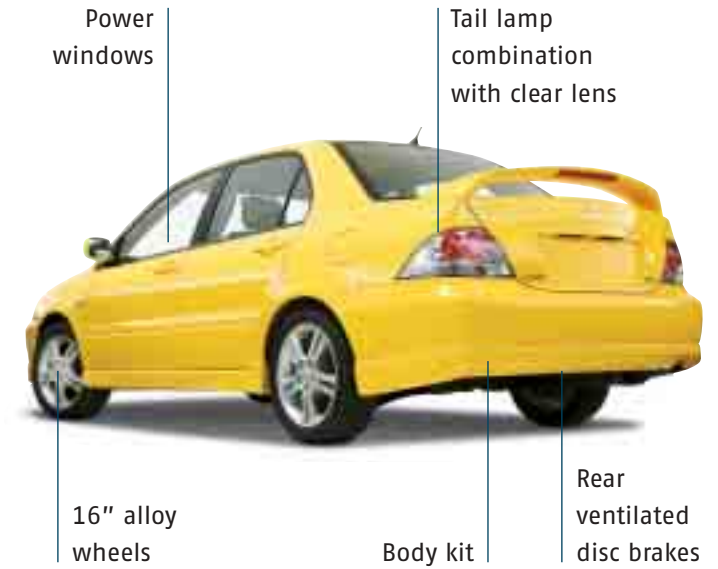
Convenient 60:40 split folding rear seat on LS and Exceed.



Easy to read black instrumentations feature in the ergonomic cockpit on ES, LS and Exceed.

LANCER VR-X

The rally bred Lancer is epitomised by VR-X, with its sporty white instrument cluster, sophisticated black interior and head turning body styling with sports grille, rear spoiler body kit, larger 16" alloy wheels and lowered suspension. The optional 'SPORTS MODE' sequential gear shift controlled from the steering wheel adds a new dimension to driving, while braking performance is enhanced by larger front disc brake pads, rear ventilated disc brakes, and optional ABS. The sporty interior includes a carbon print panel in-dash, dark titanium accents and leather steering wheel, gear shift lever and hand brake lever.



Manual leather gear shift lever and hand brake lever with new dark titanium panel surround.



Sporty white instrumentation dials on VR-X auto.



EVO 'Steermatic' 3-spoke, leather wrapped steering wheel with 'Easy-Shift' steering mounted shift control on VR-X auto.



Dramatic 5 bolt style 16" alloy wheels.

LANCER EXCEED

Exceed takes luxury to a new level with chrome accents, beige leather wrapped steering wheel, gear shift lever and handbrake lever, a woodgrain panel in-dash, along with light titanium heater control panel and gear shift surround. Standard features include ABS with Electronic Brakeforce Distribution (EBD), driver and passenger SRS airbags, power steering, cruise control, power windows, 6 disc CD stacker, rear cupholders and the convenience of 60:40 split folding rear seats. 14" alloy wheels are also standard and a sunroof is available as an option on LS, VR-X and Exceed.



Exceed features new seat trim in classic beige.



Leather wrapped 4-spoke steering wheel with cruise control.



Enjoy the convenience of power windows on LS, VR-X and Exceed.



AM/FM radio/CD with 4 speakers and 6 disc boot mounted CD stacker.

COLOUR RANGE

M = METALLIC P = PEARLESCENT



Cool Silver Metallic (M)



Yellow Solid VR-X only



Wine Red Metallic (M)



Deep Blue Mica (P)



White Solid



Black Mica(P)

LANCER SPECIFICATIONS

ENGINE

2.0 litre, SOHC 16 valve with ECI multi-point fuel injection		
Bore x stroke	81.5 x 95.8mm	
Capacity	1999 cc	
Compression ratio	9.5:1	
Fuel System	Electronically controlled multi-point injection	

PERFORMANCE	POWER	TORQUE
ES, LS, VR-X and Exceed	92kW @ 5500rpm	173Nm @ 4250rpm

FUEL TANK CAPACITY

50 litres

FUEL CONSUMPTION (ADR81/01) L/100KM	5 SPEED MANUAL	4 SPEED AUTO
ES	7.6	8.7
LS	7.8	8.7
VR-X	7.8	8.7
Exceed	–	8.7

These figures are obtained from controlled laboratory tests conducted by Mitsubishi Motors Australia Limited to Australian Standard ADR81/01 and are provided to assist you in comparing the fuel consumption of Lancer with other vehicles. The actual fuel consumption you achieve will depend, however, on many factors, including your driving habits, the prevailing conditions and your vehicle's equipment, condition and use.

TRANSMISSION

Manual transmission	5 speed, all synchromesh, floor shift
Auto transmission	4 Speed INVECS II 'Smart Logic' automatic transmission
	4 Speed INVECS II 'Smart Logic' automatic transmission with 'SPORTS MODE' sequential gear shift

GEAR RATIOS

Ratio	MANUAL	AUTOMATIC
	5-speed	4-speed
1st	3.583	2.842
2nd	1.947	1.529
3rd	1.379	1.000
4th	1.030	0.712
5th	0.767	–
Reverse	3.363	2.480
Final drive	3.722	4.041

BRAKES

ES, LS and Exceed	Front – 262mm vented discs with single pot callipers Rear – 203mm drums
VR-X	Front – 276mm vented discs with single pot callipers Rear – 262mm vented discs with single pot callipers

Anti-lock Braking System (ABS) and Electronic Brakeforce Distribution (EBD) standard on Exceed, option on ES, LS and VR-X

SUSPENSION

Front	Independent McPherson strut with coil springs, gas filled hydraulic double acting shock absorbers
Rear	Independent trailing arm multi-link with coil springs, hydraulic cylindrical double acting shock absorbers

STEERING

Power Assisted Rack and Pinion

LANCER SPECIFICATIONS

TURNING CIRCLE

9.8 metres

DIMENSIONS (MM)	ES	LS	VR-X	EXCEED
Overall length	4470	4595	4595	4595
Overall width	1695	1695	1695	1695
Overall height	1430	1430	1415	1430
Wheelbase	2600	2600	2600	2600
Track - front	1470	1470	1470	1470
- rear	1470	1470	1470	1470
Ground clearance	150	150	135	150

INTERNAL (MM)

Head room (front)	900
Head room (rear)	840
Leg room (front)	930
Leg room (rear)	785

TRUNK CAPACITY

430 litres

KERB MASS - KG	MANUAL	AUTOMATIC
ES	1145	1165
LS	1165	1185
VR-X	1195	1215
Exceed	-	1185

ELECTRICAL SYSTEM

Battery	12V
Alternator	85A

MECHANICAL

Power Train	ES	LS	VR-X	EXCEED
Maximum power	All models 92kW @ 5500rpm			
Maximum torque	All models 173Nm @ 4250rpm			
2.0 litre 4cylinder SOHC 16 valve MPI engine	•	•	•	•
5 speed, all synchromesh, floor shift transmission	•	•	•	-
4 speed INVECS II 'Smart Logic' automatic transmission	○	○	-	•
4 speed INVECS II 'Smart Logic' automatic transmission with 'SPORTS MODE' sequential gear shift	-	-	○	-

Mechanical

Power assisted front disc brakes - 262mm vented disc with single pot callipers	•	•	-	•
Power assisted front disc brakes - 276mm vented disc with single pot callipers	-	-	•	-
Rear drum brakes - 203mm	•	•	-	•
Power assisted rear disc brakes - 262mm vented disc with single pot callipers	-	-	•	-
Anti-lock Braking System (ABS) with Electronic Brakeforce Distribution (EBD)	○	○	○	•
EVO 'Steermatic' 3-spoke steering wheel with 'Easy-Shift' steering shift control	-	-	• *1	-
Power assisted steering	•	•	•	•

*1 Available on VR-X with automatic transmission only.

LANCER SPECIFICATIONS

MECHANICAL

Suspension	ES	LS	VR-X	EXCEED
Front Suspension – Independent MacPherson Strut with coil springs	•	•	•	•
Rear Suspension – Independent trailing arm multi-link with coil springs	•	•	•	•
Low down, sports tuned suspension	–	–	•	–
Front Shock Absorbers – Gas-filled hydraulic double acting	•	•	•	•
Rear Shock Absorbers – hydraulic cylindrical double acting	•	•	•	•
Front strut tower bar	–	–	•	–
Rear stabiliser bar	–	–	•	–
Long drive front axle shaft	–	–	•	–

EXTERIOR

Wheels	ES	LS	VR-X	EXCEED
14" x 5.5" steel wheels. 185/65R 14 Yokahama tyres with full wheel covers	•	•	–	–
14" x 5.5" alloy wheels. 185/65R 14 Yokahama tyres	–	–	–	•
16" x 6.0" alloy wheels. 195/50R Yokahama tyres	–	–	•	–
Matching steel spare wheel	•	•	–	–
Matching alloy spare wheel	–	–	•	•

EXTERIOR CONTINUED

Exterior Styling	ES	LS	VR-X	EXCEED
Body coloured bumpers	•	•	•	•
Front and rear bumpers – standard size – bigger size	•	–	–	–
Halogen complex surface reflector headlamp	•	•	•	•
Projector type front fog lamps	–	–	•	–
Radiator grille – black – 11 fins – 7 fins (sports type)	•	•	–	•
Radiator grille surround – black – chrome	•	–	•	–
Moulded mesh under grille	•	•	•	•
Door mirrors – black (electric) – body colour (electric)	•	–	–	–
Outer door handles – body colour – chrome	•	•	•	–
Body kit – front, rear and side airdam	–	–	•	–
Deck lid spoiler – body colour	–	–	•	–
High mount stop lamp – on shelf – in decklid spoiler	•	•	–	•
Mud flaps – front and rear	•	•	–	•

• standard – not available ◦ optional ♦ dealer fitted accessory

LANCER SPECIFICATIONS

INTERIOR

Audio	ES	LS	VR-X	EXCEED
Electronic tune AM/FM Radio/CD with security code	•	•	•	•
6 stack CD – boot mounted	–	–	–	•
Number of speakers	4	4	4	4
Roof Antenna	•	•	•	•
Interior Styling				
Two tone interior – black upper, grey lower	•	•	–	–
– black upper, beige lower	–	–	–	•
Interior Trim – Grey	•	•	–	–
– Black	–	–	•	–
– Beige	–	–	–	•
Front and rear formed door trim cloth insert	•	•	•	•
Trunk room carpet trim	•	•	•	•
Bright shift boot ring on manual transmission	–	–	•	–
Chrome accent on 'Sports Mode' automatic transmission gearshift	–	–	•	–
Dark titanium shift lever surround	–	–	•	–
EVO GT-A type automatic gear shift lever	–	–	•	–
Light titanium shift lever surround	–	–	–	•
Carbon print panel in-dash	–	–	•	–
Woodgrain print panel in-dash	–	–	–	•
Dark titanium heater control panel	–	–	•	–
Light titanium heater control panel	–	–	–	•
Instrument meter– black	•	•	–	•
– white dial	–	–	•	–
Chrome inner door handles	–	–	–	•

INTERIOR CONTINUED

Safety	ES	LS	VR-X	EXCEED
Driver SRS airbag in steering wheel	•	•	•	•
Front passenger SRS airbag	•	•	•	•
Dual horn	•	•	•	•
Driver and front passenger seat belt pretensioners	•	•	•	•
Driver and front passenger seat belt adjustable shoulder anchor	•	•	•	•
3 point rear centre lap sash seat belt	•	•	•	•
Seatbelt warning lamp	•	•	•	•
Child proof rear door locks	•	•	•	•
Child restraint anchor points	•	•	•	•
Tinted laminated windshield	•	•	•	•
Seating				
Seat trim – full cloth	•	•	•	•
Driver seat with slide, recline and height adjustment	•	•	•	•
Front passenger seat with slide and recline adjustment	•	•	•	•
Height adjustable driver and passenger front seat head restraint	•	•	•	•
Integrated rear seat headrests	–	•	–	•
Fixed low back rear bench seat	•	–	•	–
60:40 split folding rear seat	–	•	–	•
Seating capacity – 5 adults	•	•	•	•

• standard – not available ◦ optional ♦ dealer fitted accessory

INTERIOR CONTINUED

Comfort	ES	LS	VR-X	EXCEED
Air conditioning	•	•	•	•
Power windows front and rear. One touch down function on driver window. Remains powered on for 30 seconds after engine switched off.	–	•	•	•
Leather wrapped steering wheel	–	–	•	•
Leather wrapped gearshift	–	–	•	•
Leather wrapped handbrake lever	–	–	•	•
Rear seat centre armrest	–	•	–	•
Electric glass sunroof	–	◦	◦	◦
Tinted side and rear glass	•	•	•	•
Assist strap x 3	•	•	•	•
Convenience				
Wiper and washer with 2 speed	•	•	•	•
Fixed intermittent wipers	•	–	–	–
Variable intermittent wipers	–	•	•	•
Rear window demister	•	•	•	•
Electric door mirrors	•	•	•	•
Cruise control	–	•	–	•
Automatic transmission indicator	•	•	•	•
Sports mode indicator for automatic transmission	–	–	•	–
Trip meter – twin digital	•	•	•	•
Tachometer	•	•	•	•
Digital clock	•	•	•	•
Tilt adjustable steering column	•	•	•	•
Room lamp – rear	•	•	•	•
Map lamps – front	–	–	–	•
Interior light activation on key removal	•	•	•	•
Headlight warning buzzer	•	•	•	•
Variable instrument lighting dimmer	•	•	•	•
Convenience lamp in boot	•	•	•	•

• standard – not available ◦ optional ♦ dealer fitted accessory

INTERIOR CONTINUED

Convenience	ES	LS	VR-X	EXCEED
Driver sun visor with ticket holder	•	•	•	•
Passenger sun visor with vanity mirror	•	•	–	•
Day/night rear view mirror	•	•	•	•
Driver foot rest	•	•	•	•
Ashtray – front	•	•	•	•
– rear	–	•	•	•
Cigarette lighter	•	•	•	•
Remote boot lid release	•	•	•	•
Remote fuel filler door release	•	•	•	•
Coat hook x 1	•	•	•	•
Jack and tool set	•	•	•	•
Security				
Radio wave keyless entry	•	•	•	•
Central door locking – control in driver's door only, automatic relocking when doors not opened	•	•	•	•
Anti-theft encrypted immobilisation	•	•	•	•
Steering lock	•	•	•	•
Cabin illumination for safe entry	•	•	•	•
Flashing security lamp in radio	•	•	•	•
Storage				
Door pocket – driver and front passenger	•	•	•	•
Front cup holder in console	•	•	•	•
Rear cup holder in rear armrest (2)	–	•	–	•
Floor console box – no lid	•	–	–	–
– with lid	–	•	•	•
Glovebox	•	•	•	•
Coin box	•	•	•	•
Trunk Capacity – 430 litres	•	•	•	•
Fuel tank capacity – 50 litres	•	•	•	•

GENUINE ACCESSORIES

Mitsubishi is committed to complete customer satisfaction. Therefore, when Genuine Mitsubishi Accessories are fitted to your new vehicle at time of delivery, they are covered by the Mitsubishi New Vehicle 3 year/100,000km Warranty. When they are fitted after you have purchased your new vehicle they are covered for the remainder of the new vehicle warranty or for 12 months/20,000km, whichever is the longer. In the case of Diamond Spectrum Accessories, the Warranty is 12 months/20,000km.

Please check with your Mitsubishi dealer for specific model applications.



Bonnet Protector



Cargo Liner



Parcel Net



Floor Mats



CD Changer



Chrome Exhaust Tip (ES)*



Headlamp Protectors



Sunguard



Fabric Seat Covers
- Front and rear



Towbar



Weathershield



Deck lid spoiler



Galaxy Alloy Wheels 14"

MITSUBISHI RANGE



MAGNA

The Magna features an impressive line up of standard features including driver, front passenger and side airbags, six-way adjustable power driver's seat, cruise control, climate control air conditioning and power windows. In addition, VR-X and VR boast new street smart styling including new seat trims, sports style instruments and a leather wrapped steering wheel, combined with the powerful performance of the 163kW engine. The Magna line up includes ES, LS, VR, VR-X. Wagon variations in ES, LS and VR.



MAGNA AWD & VR AWD

While echoing the new global styling of the Magna range, these models boast Mitsubishi's technically advanced QuadTec™ AWD system. This refined AWD system distributes torque equally to all four wheels, especially in low traction conditions, to deliver superior road holding, outstanding stability and improved cornering control. Magna AWD and VR AWD are also fitted with high performance brakes in conjunction with ABS and EBD to provide superior stopping power on all surfaces.



VERADA

The distinctive Verada continues to set the benchmark in quality and refinement. Verada comes with all the new features standard on Magna, plus a ten-way adjustable power driver's seat, traction control and a premium audio system with 6 disc, in-dash CD changer. Verada models include Ei (sedan and wagon), Xi, GTVi and AWD which boasts outstanding stability, superior roadholding and improved cornering control for safer, more spirited driving.



MIRAGE

This compact, 3 door hatch features a zippy 1.5 litre 12 valve, multi-point fuel injected engine. Available as a 5 speed manual or with INVECS II 'Smart Logic' 4 speed automatic transmission. Features include SRS driver's airbag, power steering, ample room and plenty of style.



NIMBUS

A stylish, award winning people mover. Nimbus comfortably seats seven adults with a variety of different seating and storage configurations. Powered by a 2.4 litre SOHC 16 valve, electronic multi-point fuel injected engine.



PAJERO

An undisputed off road rally champion, Pajero delivers superior off road performance through Mitsubishi All Terrain Technology, available across the range. Its renowned reliability, generous interior space and superior safety is complemented by the powerful 3.8 litre V6 24 valve fuel injected engine, with the option of a 3.2 litre intercooled turbo direct injection diesel (Di-D). Pajero also boasts a maximum towing capacity of 2500kg.



CHALLENGER

A luxurious and sporty all terrain 4WD with advanced aerodynamic styling and superior ride comfort. Features a 3.0 litre V6, LPG compatible 24 valve multi-point fuel injected engine with an impressive maximum towing capacity of 2270kg.



OUTLANDER

A compact, 4WD offering a unique combination of sports styling, flexible interior space, ride comfort and unprecedented safety. Seats five people in comfort and features a range of cargo carrying options, while the automatic transmission boasts 'SPORTS MODE' sequential gear shifting.



TRITON

A tough, hard working ute available in a range of powerful engine capacities and fuel types. The range of Triton models includes Cab Chassis, Double Cab and Club Cab.



EXPRESS

One of Australia's favourite light commercial vans, Express features a choice of petrol engines that are LPG compatible. The range of body types includes Short Wheel Base (SWB), Medium Wheel Base (MWB), Window Van (SWB) and Walk-Thru model (MWB).

Diamond Finance

Take the burden out of financing your new Mitsubishi vehicle with our competitive, reassuring and completely flexible range of finance products developed by Mitsubishi Motors Australia Ltd and St.George Motor Finance Limited.

Diamond Leasing

Our tailored fleet leasing services offer innovative, highly competitive features such as card purchasing, roadside assistance, specialist maintenance services, accident and claims management, optional insurance and more.

Diamond Road Side Assist

Peace of mind is guaranteed anywhere in Australia, 24 hours a day, 365 days a year with our fast, comprehensive, flexible roadside service offering assistance, repairs, towing and storage. Our Premium Roadside Assist clients also enjoy the added benefits of accommodation, medical and transport facilities.

Diamond Insurance

With the sound backing of Swann Insurance and Mitsubishi Motors Australia Ltd, Mitsubishi owners can choose between vehicle and personal protection solutions including motor vehicle, gapcover and loan protection insurance as well as a range of tailored warranty policies.

For more information on Diamond Products and Services contact your Mitsubishi Dealer.

Mitsubishi Motors Australia Ltd. offers a 3 year/100,000 kilometre New Vehicle Warranty and a 5 year Perforation Corrosion Warranty on Mitsubishi Lancer. Always consult your authorised Mitsubishi Dealer for the latest details on specifications, options, prices, availability and conditions on New Vehicle Warranty. All product illustrations and specifications referred to herein are correct at the time of publication approval. Subject to any applicable Federal, State or Territory laws or ordinances which may apply from time to time. Mitsubishi Motors Australia Ltd. reserves the right, without notice or obligation, to discontinue or make changes to designs, specifications, colours and materials of the options and products referred to herein at any time without incurring any liability to any purchaser thereof. ©Mitsubishi Motors Australia Limited ABN 53 007 870 395 FEB'04 MMAL1887



