



INTRODUCING THE LIMITED EDITION 21ST ANNIVERSARY PAJERO.



CELEBRATING 21 YEARS OF ADVENTURE IN AUSTRALIA WITH SOME ADDED EXTRAS.



Mitsubishi is celebrating 21 years of Pajero in Australia with the release of the Limited Edition 21st Anniversary Pajero. And why wouldn't they be celebrating? An unprecedented nine Dakar Rally wins and the development of Mitsubishi All Terrain Technology (MATT®) have placed Pajero in a class of its own.

Over the last two decades Pajero has pioneered the benchmark in 4WDs in this country. Today, Pajero hosts a list of features standard on every model:

- Mitsubishi All Terrain Technology:
 - Super Select II 4WD transmission system.
 - Multi-mode ABS with Electronic Brakeforce Distribution (EBD).
 - Engine Brake Assist Control (EBAC).
 - Active Traction Control.
 - Active Stability Control.
- 5 speed 'Sports Mode' transmission with 'Smart Logic'.
- Choice of 3.8L V6 petrol or 3.2L Di-D engine.
- Driver and front passenger SRS airbag.

Special features exclusive to the Limited Edition 21st Anniversary Pajero include:
Exterior

- Monotone paint - Choice of:
 - Cool Silver Metallic.
 - White Pearl.
 - Black Mica.
- Colour-coded roof rails.
- Powder coated alloy wheels.
- Black headlamp inserts.
- Body-coloured radiator grille with argent inserts.
- Colour-coded front skid plate.
- Chrome door mirrors.
- Body-coloured door handles.
- Rear roof spoiler.
- Front fog lamps.
- Illumination on integrated side steps.
- Unique '21st Anniversary' badging.

Interior

- Unique seat trim: Grey alcantara suede-look trim with black leather bolsters.
- 8-way power driver seat.
- Leather wrapped steering wheel.
- Leather-wrapped handbrake lever.
- Leather-wrapped gearshifter with Titanium accent.
- Leather-wrapped 4WD transfer shifter with Titanium accent.
- Titanium-look dash panel and air vent outlet surrounds.
- Titanium-look power window switch surrounds and inner door handles.
- Unique embroidered floor mats with '21st Anniversary' logo.



Congratulations Pajero. Here's to the next 21.



PAJERO





INNOVATE CREATE PARTICIPATE LIBERATE



THIS AWARD WINNING 4WD JUST GOT BETTER...

THE SPIRITED NEW PAJERO UTILISES THE LESSONS LEARNED BY MITSUBISHI ON THE MOST GRUELLING OFF ROAD RALLY CIRCUITS AROUND THE WORLD. THE NEW ENGINE IS ENGINEERED FOR IMPROVED BREATHING EFFICIENCY, SMOOTHER PERFORMANCE, MORE RESPONSIVENESS AND BETTER FUEL ECONOMY. THE 3.8 LITRE LPG COMPATIBLE 24 VALVE MULTI-POINT FUEL INJECTED V6 ENGINE* DELIVERS IMPROVED POWER AND TORQUE FOR EVEN MORE GRUNT WHEN YOU NEED IT. EXPERIENCE THE SUPERIOR STARTING, ACCELERATION AND DRIVEABILITY DELIVERED BY THE NEW ELECTRONIC THROTTLE CONTROL, OR CHOOSE THE 3.2 LITRE INTERCOOLED TURBO CHARGED DIRECT DIESEL (DI-D) ENGINE AND FEEL THE RAW POWER AND EFFORTLESS PERFORMANCE FOR ANY OFF ROAD ADVENTURE.

*Available on automatic petrol models across the range. Manual petrol models use the proven 3.5L V6 engine.

THE PARIS-DAKAR PAJERO



WINNING ISN'T EVERYTHING. IT'S JUST WHAT WE DO BEST.



KING OF THE DESERT

PAJERO INNOVATIONS MAY START ON THE DRAWING BOARD. BUT IT'S IN THE WORLD'S MOST IMPOSSIBLE RALLY RACES THAT THIS LEGENDARY 4WD MAKES ITS GREATEST LEAPS FORWARD. IT HAS WON THE LEGENDARY PARIS-DAKAR AN UNEQUALLED EIGHT TIMES IN THE LAST 20 YEARS WITH ITS CONSTANTLY EVOLVING TECHNOLOGY. AND THE LESSONS LEARNED ON THIS BONE SHAKING, SUSPENSION SHATTERING, BODY BATTERING 10,000 KILOMETRE ROUTE GIVE EVERY PAJERO ITS UNCOMPROMISING TOUGHNESS.

8 TITLES

1985

1992

1993

1997

1998

2001

2002

2003



Of course, Pajero has also triumphed on our native soil in the Australian Off Road Rally Championships. The only thing more terrifying than the competition is the harsh terrain of this world famous series. Yet the Pajero regularly chews up both and spits them out in its relentless ride to the chequered flag. It's a dirty job being a 4WD champion. But someone's got to do it.



Pajero has dominated the Paris to Dakar rally ever since it romped home to victory on its first attempt at the 22 day event in 1983 (1st in marathon class). Since then, it has become the vehicle of choice for the majority of independent entries and holds the record for most victories in the last 20 years. This gruelling 10,000+km race has provided the perfect testing ground for the new technologies and designs that make Pajero one of the toughest 4WDs in the world.



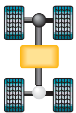

CLASS-LEADING PAJERO TECHNOLOGY



MITSUBISHI ALL TERRAIN TECHNOLOGY (MATT®)

PAJERO HAS LEFT THE COMPETITION IN THE DUST AND CONTINUES TO LEAD IN SAFETY AND ON AND OFF ROAD ABILITY. THE SOPHISTICATED MATT PACKAGE, STANDARD ON ALL MODELS INCLUDES MULTIMODE ANTI-LOCK BRAKING SYSTEM, ACTIVE STABILITY CONTROL*, ACTIVE TRACTION CONTROL WITH ENGINE BRAKE ASSIST CONTROL AND SUPER SELECT II 4WD. WITH TECHNOLOGY DERIVED FROM TESTING AND DEVELOPMENT ON THE TORTUOUS PARIS TO DAKAR RALLY AND THE RUTHLESS AUSTRALIAN OFF ROAD RALLY CHAMPIONSHIP, MATT LITERALLY LEAVES NO STONE UNTURNED TO GIVE YOU SUPERIOR CONTROL. *Not available on 3.5L V6 model

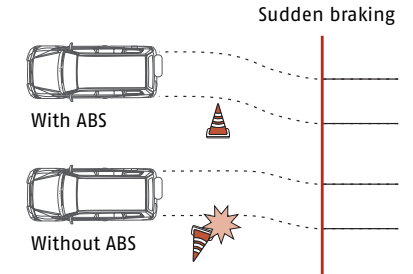
SUPER SELECT II 4WD SYSTEM

- 2H** For dry paved roads for maximum fuel economy
 
- 4H** Full time 4WD for dry/wet roads for maximum grip
 
- 4HLC** For sandy/rocky/snow covered unsealed roads
 
- 4LLC** For maximum low speed traction in extreme off road situations
 

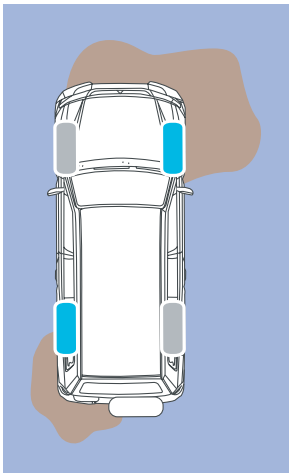


MULTIMODE ANTI-LOCK BRAKING SYSTEM (ABS) WITH ELECTRONIC BRAKEFORCE DISTRIBUTION (EBD)

Large ventilated disc brakes front and rear give you maximum stopping power. You also have the reassurance of the Multimode Anti-Lock Braking System (ABS) with Electronic Brakeforce Distribution (EBD). This intelligent 4 channel, 4 sensor braking system monitors different wheel speeds and then activates the brakes to individual wheels when required to deliver superior control. The system is optimised for both 2WD and 4WD.



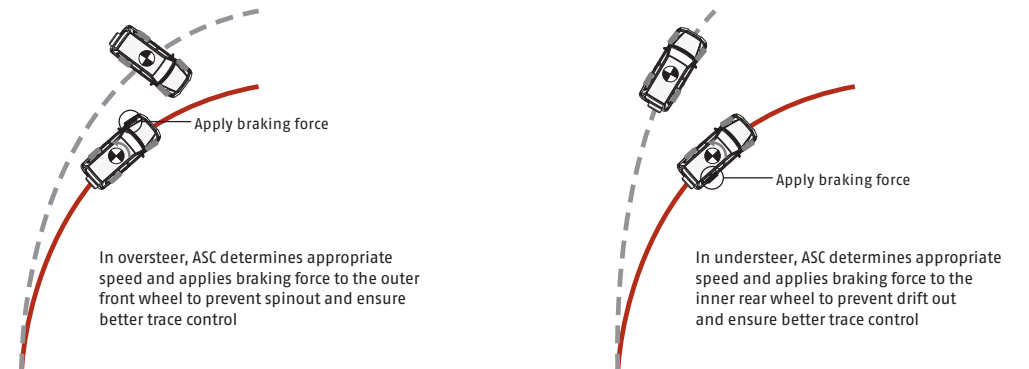
ACTIVE TRACTION CONTROL (ATC) WITH ENGINE BRAKE ASSIST CONTROL (EBAC)



No matter how slippery or rugged conditions get, stay in touch with Active Traction Control (ATC). This intelligent system replaces the need for a limited slip differential by electronically sensing if one wheel is losing traction and then sending extra power to the other wheel with good traction – to keep you moving. This system also includes Engine Brake Assist Control (EBAC) which ensures that engine braking and traction will not be lost due to spinning wheels when making a steep descent. This system works automatically when descending steep slopes in 4LLC mode.

ACTIVE STABILITY CONTROL (ASC)

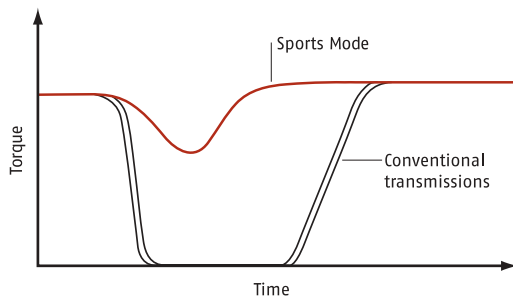
Active Stability Control (ASC) automatically recognises understeer or oversteer and applies braking to the diagonal wheel to keep you on line through corners. So you can confidently enjoy spirited driving, while staying in complete control at every turn.



'SPORTS MODE' AUTOMATIC TRANSMISSION

The 5 speed automatic transmission offers the best of both worlds with 'SPORTS MODE' sequential shift. When the 'SPORTS MODE' function is engaged the transmission computer monitors the engine speed to prevent potentially damaging or dangerous shifts, while allowing drivers to manually shift gears without using a clutch. The advantage is that clutch free operation reduces rev and torque loss usually associated with engaging and disengaging gears, maintaining precious momentum in sticky off road situations.

Comparison of shift response



Clutch free operation improves response by reducing the rev and torque loss associated with disengaging and engaging gears.

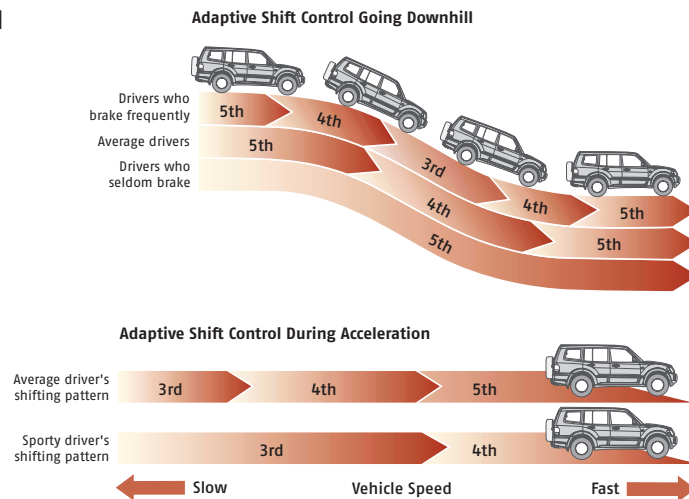


UNCOMPROMISING DIESEL PERFORMANCE

With more power and torque than any other mid sized diesel 4WD in Australia, Pajero's optional 3.2 litre turbo Direct Injection Diesel (Di-D) is the ultimate in off road, heavy duty performance.

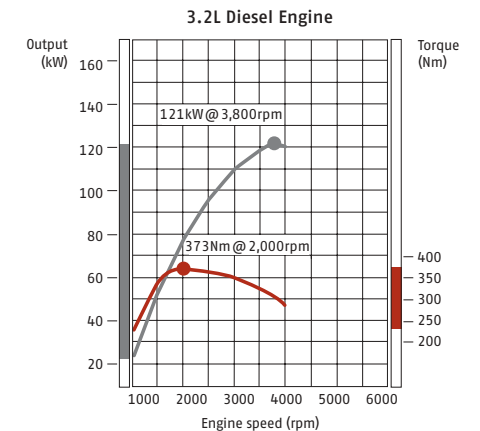
5 SPEED AUTOMATIC WITH INVECS II SMART LOGIC

To provide smoother shifting, the INVECS II 'Smart Logic' transmission system's on board computer learns and adapts to each driver's preferences by recording engine, tyre load and foot braking data. The control logic then adapts the gear shift timing to suit the driver's style, while minimising torque fluctuation for effortless acceleration and a more predictable ride.



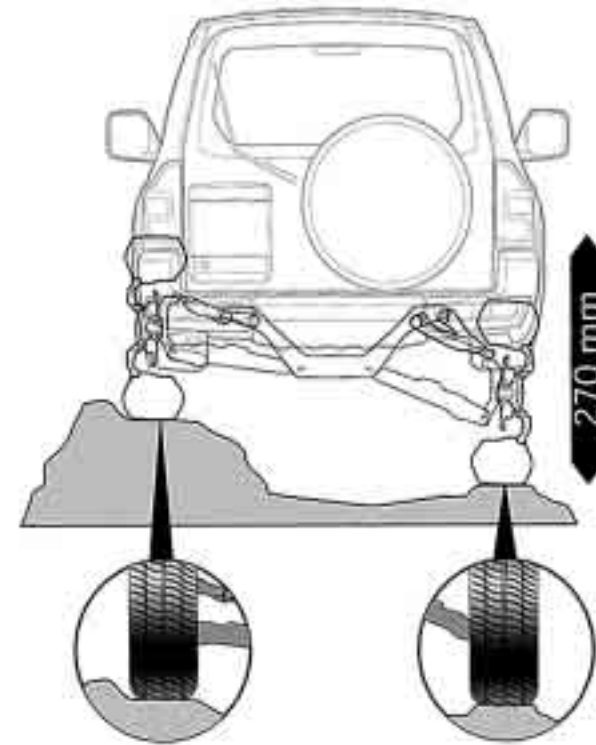
DIESEL POWER

The robust 3.2 litre DI-D DOHC 16 valve intercooled turbo diesel engine optimises breathing efficiency to produce maximum torque of 373Nm at 2000rpm and power of 121kW at 3800rpm. It delivers all the inherent grunt of diesel for towing and low end work plus satisfying power with low fuel consumption for cruising.



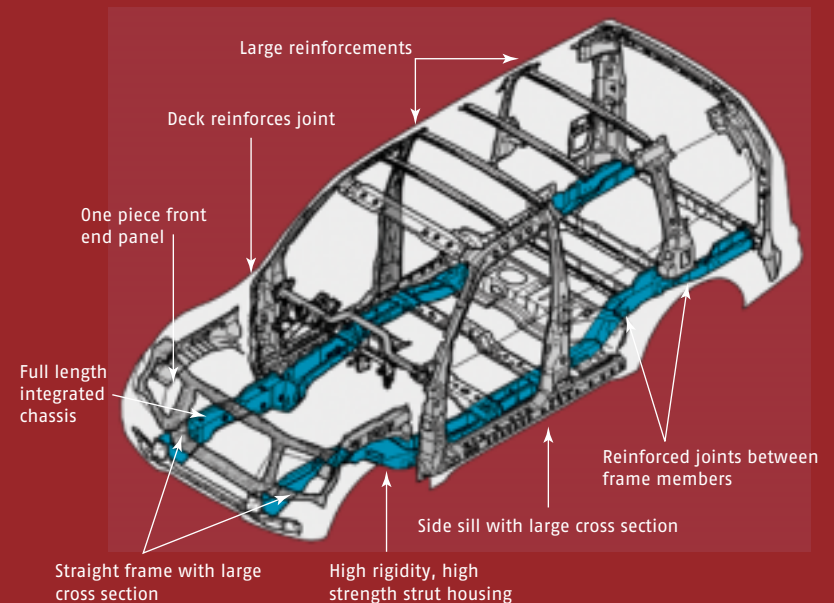
INDEPENDENT MULTI-LINK REAR SUSPENSION

For superior handling, Pajero boasts lighter independent multi-links with coil springs, combined with increased suspension travel and track. This results in the uneven upper and lower arms delivering maximum tread contact on rough terrain, while minimising camber and track changes. The independent layout also reduces understeer and improves cornering stability to enhance ride comfort both on and off the road.



MONOCOQUE BODY WITH INTEGRATED CHASSIS

Integral to Pajero is a Reinforced Impact Safety Evolution (RISE) monocoque body that has come through the punishing ups and downs of the world's toughest rally like a true champion. It features a highly rigid cabin, impact absorbing crushable zones, a lower centre of gravity and increased comfort. The body structure is based around a one piece shell with high levels of bending and torsional rigidity which provides a steel cage of safety for you and your passengers. With impact absorbing crushable zones, the body is also reinforced at critical points delivering superior handling and performance. Pajero's innovation offers the best of both worlds with a full length chassis built into the super strong body system. This ingenious design ensures you receive passenger car safety and handling with all the off road prowess of a true rally champion.





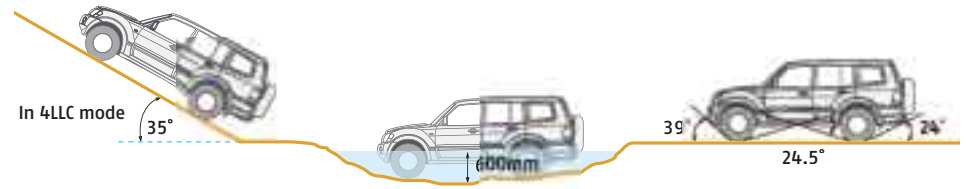
SPIRITED NEW ENGINE

Pajero is powered by a new 3.8L LPG compatible 24 valve multi-point fuel injected V6 engine,* as highlighted by the striking chrome fender badge.

*Available on automatic petrol models. Manual petrol models utilise the proven 3.5L V6 engine.

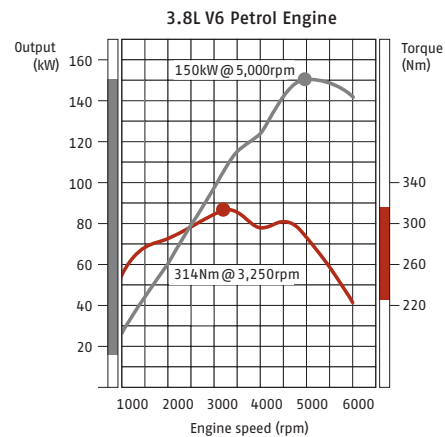
CLASS LEADING PAJERO TECHNOLOGY

Responsive handling, superior suspension, a super strong body design and outstanding ground clearance means Pajero hugs windy country roads, easily ploughs through streams and safely traverses rocky terrain. It's this technology that has taken Pajero across the world's toughest finish lines in first place and tackles just about any adventure with ease.



ROBUST POWER AND TORQUE

The 3.8 litre, 24 valve multi fuel injected V6 engine delivers smooth power and efficient fuel economy for cruising with plenty of torque for rugged, off road driving. 150kW of power gives Pajero the muscle for easy overtaking on the highway, while a robust flat torque curve is maintained throughout the rev range peaking at 314Nm at a low 3250rpm.





BUILT FOR THE OUTBACK, AT HOME IN THE CITY.

WHILE THE RALLY TOUGHENED PAJERO DEALS WITH THE CONDITIONS OUTSIDE, YOU CAN REGULATE THE CONDITIONS INSIDE WITH CLIMATE CONTROL, AIR CONDITIONING AND A SOPHISTICATED AM/FM AUDIO SYSTEM, WITH AN IN-DASH 6 CD STACKER STANDARD ON EXCEED AND GLS. THE STRENGTH OF PAJERO'S MONOCOQUE BODY IS COMPLEMENTED BY STANDARD ABS WITH ELECTRONIC BRAKEFORCE DISTRIBUTION (EBD). DRIVER'S AIRBAG IS STANDARD ON ALL MODELS, WITH FRONT PASSENGER AIRBAG INCLUDED IN GLS AND EXCEED. EXCEED ALSO HAS THE ADDITIONAL PROTECTION OF SIDE AIRBAGS. WHETHER YOU ARE HEADING INTO THE OUTBACK, OR JUST FERRYING THE KIDS ACROSS TOWN, THE FLEXIBLE PASSENGER AND CARGO OPTIONS ENSURE THAT EVERYONE TRAVELS IN SAFETY AND COMFORT.



ENGINEERED FOR SUPERIOR DRIVER COMFORT

EASY TO READ BLACK FACE INSTRUMENTS ON EXCEED ARE COMPLEMENTED BY THE WOOD STEERING WHEEL WITH LEATHER BOUND PANELS, LEATHER GEAR SHIFTER, TRANSFER AND PARKING BRAKE LEVER. FOR EXTRA STYLE THE GEAR SHIFTER AND DASH ALSO FEATURE WOODGRAIN STYLE HIGHLIGHTS. PAJERO'S TILT ADJUSTABLE STEERING COLUMN ALLOWS YOU TO FIND YOUR OPTIMUM DRIVING POSITION AND THE DOUBLE CENTRE CONSOLE COMPARTMENT INCORPORATES A SLIDE ADJUSTABLE ARMREST. DRIVER FATIGUE ON THOSE LONG TRIPS IS LESSENERED BY EFFORTLESS POWER STEERING AND THE CRUISE CONTROL FEATURES A CONVENIENT STEERING WHEEL MOUNTED STALK, SO YOU CAN FOCUS ON THE JOURNEY AHEAD.



PAJERO EXCEED GLS & GLX

SOPHISTICATED STYLE

The leather wrapped gear shifter, transfer and park brake lever on Exceed are complemented by the stylish titanium look gear shift panel surround.



ALL ROUND COMFORT

Exceed features dual automatic climate control with a second set of controls for rear seat passengers, allowing them to fine tune their own temperature.



RENOWNED LUXURY

Exceed takes the meaning of comfort a step further with reclining bucket seats featuring 8 way power adjustment for both driver and front passenger, leather seating surfaces on front and second row seats and a leather look trim on the third row seats.

INTELLIGENT DESIGN

Both the GLX and GLS models feature the same easy to read black instrumentation of the Exceed, complete with backlit meters such as twin digital trip meter, 4WD mode indicator and door ajar indicator. The GLS then takes driver convenience and control a step further with its own special RV meter that includes external temperature, digital clock, date, compass, barometer and altimeter.



GENEROUS CARGO CAPACITY

Pajero boasts a variety of passenger and cargo carrying options that allow you to make the most of the spacious luggage area. Pajero's intelligent design enables you to fold the 3rd row seats completely flat into the floor for uninterrupted rear visibility and maintain luggage space. Or, if you prefer, remove the 3rd row to reveal a spacious hidden storage area.



AMPLE, FLEXIBLE STORAGE

The generously sized twin glove boxes accommodate all your bits and pieces, plus the lower glovebox is lockable and features a convenient light.



CLEAR VISION

Headlamp washers are standard on Exceed and ensure that the way ahead is always clearly illuminated.



EASY ACCESS

Exceed's fully integrated side steps continue Pajero's sleek lines and include illumination for those dark country nights.



LET THE SUNSHINE IN

For some extra outdoors fun and freedom, Exceed gives you the option of an electric sunroof that offers both tilt and slide function for great control.



REAR VISION CONTROL

Easily adjusted, electric door mirrors enhance driver accuracy with convenient, fingertip control.



PAJERO GLX

Everyone in the family is looked after by the thoughtful features in GLX, including driver's airbag, power steering, cruise control, air conditioning, power windows and the AM/FM security coded CD player with 4 speakers. The convenience and security of remote keyless entry and central locking is complemented by the child protection locks on the rear doors. Plus Pajero's low bonnet height and large window area combined with a low spare tyre position ensure that the driver can see in all directions.



Heavy duty 16" x 7JJ alloy wheels.



Relax into long journeys with cruise control.



The 3rd row seats fold flat into the floor or can be completely removed.



AM/FM security coded CD with 4 speaker audio.

PAJERO GLS

The superbly engineered GLS features driver and passenger SRS airbags with seat belt pretensioners, 60:40 split 2nd row seats and centre lap sash seatbelt and headrests for all passengers. The new look RV meter features 2 screen displays, and GLS also has stylish 16" alloys and an in-dash 6 disc CD stacker. And this quality package can be complemented by the optional INVECS II 'Smart Logic' 5 speed automatic transmission with 'SPORTS MODE' sequential gear shifting.



The driver's seat features a dual height adjuster.



GLS boasts the convenience of both front and rear seat power windows.



Colour coded wheel arch mouldings and side cladding.



AM/FM security coded in-dash 6 disc CD stacker with 4 speakers.

PAJERO EXCEED

The prestigious Pajero Exceed is distinctly different and features stunning titanium look power window, gear shift and transfer level panel surrounds. The interior luxury and style is also enhanced by the 6 speaker in-dash 6 disc CD stacker, luxurious leather seating surfaces, wood look highlights in the dashboard and leather bound gear shifter, and a wood steering wheel with leather bound panels. Superior safety features include multimode ABS brakes with Electronic Brakeforce Distribution, seat belt pretensioners and exclusive side airbags.



Rear climate controls and roof mounted air ducts.



Centre console with upper and lower compartments.



The 8 way power adjustable driver, and passenger, seat is designed to suit the preferences of different drivers.



Unique 6 spoke 16" alloy wheels are offset by Exceed's muscular fender arches.

COLOUR RANGE



White Solid



Green Mica



Beige Metallic



Deep Blue Mica



Deep Blue Mica / Medium Grey Metallic



Green Mica / Medium Grey Metallic



Cool Silver Metallic / Medium Grey Metallic



Black Mica / Medium Grey Metallic



Medium Red Mica / Medium Grey Metallic



White Solid / Medium Grey Metallic



Cool Silver Metallic



Black Mica



White Pearl



Blast fabric / Neo backskin knit



Brook fabric / Neo backskin knit



Black leather inserts



Beige leather inserts

	GLX BLAST FABRIC/ NEO BACKSKIN KNIT	GLS BROOK FABRIC/ NEO BACKSKIN KNIT	EXCEED BLACK LEATHER INSERTS	EXCEED BEIGE LEATHER INSERTS
MONOTONE COLOURS				
White Solid	•	–	–	–
Green Mica	•	–	–	–
Beige Metallic	•	•	•	•
Deep Blue Mica	•	•	•	–
Cool Silver Metallic	•	•	•	–
Black Mica	•	•	•	•
White Pearl	–	–	•	–
TWO-TONE COLOURS				
Deep Blue Mica / Medium Grey Metallic	–	•	•	–
Green Mica / Medium Grey Metallic	–	•	–	•
Cool Silver Metallic / Medium Grey Metallic	–	•	•	–
Black Mica / Medium Grey Metallic	–	•	•	–
Medium Red Mica / Medium Grey Metallic	–	•	–	•
White Solid / Medium Grey Metallic	–	•	•	•

PAJERO SPECIFICATIONS

ENGINE

Petrol

Type	3.5 litre V6 SOHC 24 valve MPI*
Bore x stroke	93.0mm x 85.8mm
Capacity	3497cm ³
Compression ratio	9.0:1
Fuel system	ECI multi fuel inject - LPG compatible
Maximum power	140kW @ 5000rpm
Maximum torque	303Nm @ 3500rpm

*Note: 3.5L V6 is only available with manual transmission

Type	3.8 litre V6 SOHC 24 valve MPI*
Bore x stroke	95.0mm x 90.0mm
Capacity	3828cm ³
Compression ratio	9.5:1
Fuel system	ECI multi fuel inject - LPG compatible
Maximum power	150kW @ 5000rpm
Maximum torque	314Nm @ 3250rpm

*Note: 3.8L V6 is available only with auto transmission

Diesel

Type	3.2 litre DI-D DOHC 16 Valve Intercooled Turbo Diesel		
Bore x stroke	98.5mm x 105.0mm		
Capacity	3200cm ³		
Compression ratio	17.0:1		
Fuel system	Electronic Direct Injection fuel pump Turbocharger with Intercooler		
Maximum power	121kW @ 3800rpm		
Maximum torque	373Nm @ 2000rpm		

ELECTRICAL SYSTEM

	3.5L V6	3.8L V6	3.2L DI-DIESEL
Battery	75D23L 520CCA/118RC	75D23L 520CCA/118RC	95D31L 622CCA/159RC
Voltage	12V	12V	12V
Alternator	110 Amp	110 Amp	125 Amp
Starter motor	1.2kW	1.4kW	2.2kW

TRANSMISSION

5 speed manual transmission			
5 speed automatic transmission with 'SPORTS MODE' sequential style shift change and INVECS II 'Smart Logic'			

Petrol

		3.5L V6 MANUAL	3.8L V6 AUTO
Ratios	First	4.234	3.789
	Second	2.238	2.057
	Third	1.398	1.421
	Fourth	1.000	1.000
	Fifth	0.819	0.731
	Reverse	3.553	3.865
Transfer Ratio	High	1.000	1.000
	Low	1.900	1.900
Final Drive	Final gear ratio	4.300	4.300

Diesel

		3.2L DI-D MANUAL	3.2L DI-D AUTO
Ratios	First	4.234	3.789
	Second	2.238	2.057
	Third	1.398	1.421
	Fourth	1.000	1.000
	Fifth	0.760	0.731
	Reverse	3.553	3.865
Transfer Ratio	High	1.000	1.000
	Low	1.900	1.900
Final Drive	Final gear ratio	4.100	3.917

CLUTCH

Manual	Single dry plate with hydraulic actuation
Automatic	3 element torque converter with lock-up

DRIVE TRANSFER SYSTEM

Type	"Super Select II" Part Time 4WD with VCU centre differential Auto front free wheeling differential with synchromesh
------	--

BRAKES

Front	Ventilated discs
Rear	Solid discs
	Multi-mode Anti-lock Braking System (ABS) with Electronic Brake Force Distribution (EBD)

SUSPENSION

Front	Independent – Double wishbone coil spring and stabiliser bar
Rear	Independent – Multi-link coil spring and stabiliser bar

STEERING

Type	Power assisted rack and pinion
------	--------------------------------

WHEELS

GLX/GLS	16" x 7JJ alloy – 5 spoke
EXCEED	16" x 7JJ alloy – 6 spoke

TYRES*

Type	265/70R-16 112S steel belted radial (HT)
------	--

* The tyres fitted to Pajero as standard equipment are designed primarily for use on sealed roads. If your Pajero is to be driven primarily on unsealed roads, please consult your Mitsubishi dealer for advice on suitable tyre choices.

EXTERIOR DIMENSIONS (MM)

	GLX	GLS	EXCEED
Overall height	1855	1855	1885
Overall length	4830	4830	4830
Overall width	1885	1895	1895
Track – front	1560	1560	1560
Track – rear	1560	1560	1560
Wheelbase	2780	2780	2780
Turning Circle	11.4m	11.4m	11.4m

GROUND CLEARANCE

Ground clearance – V6 Petrol (unladen)	235mm	235mm	235mm
Ground clearance – DI-Diesel (unladen)	225mm	225mm	225mm
Fording depth	600mm	600mm	600mm
Approach angle	39.0°	39.0°	39.0°
Ramp breakover angle	24.5°	24.5°	24.5°
Departure angle	24.0°	24.0°	24.0°

INTERIOR DIMENSIONS (MM)

Front legroom	895	895	895
2nd row legroom	820	820	820
3rd row legroom	750	750	750
Front headroom	950	950	950
2nd row headroom	920	920	920
3rd row headroom	860	860	860

LUGGAGE AREA (MM)

Length – 2nd row seat folded and 3rd row seat stowed	1495	1495	1495
Length – 2nd row seat upright and 3rd row seat stowed	845	845	845
Length – 2nd and 3rd row seat upright	205	205	205
Width	1405	1405	1405
Width at wheel arches	1030	1030	1030
Luggage area floor height	1105	1105	1105
Load floor height (from ground)	710	710	710

PAJERO SPECIFICATIONS

CAPACITIES (KG)		GLX	GLS	EXCEED
Gross vehicle mass	3.5L V6 Petrol (manual)	2760	2760	-
	3.8L V6 Petrol (auto)	2760	2760	2760
	3.2L DI-Diesel (manual)	2810	2810	-
	3.2L DI-Diesel (auto)	2810	2810	2810
Kerb mass	3.5L V6 Petrol (manual)	2080	2100	-
	3.8L V6 Petrol (auto)	2085	2105	2135
	3.2L DI-Diesel (manual)	2130	2150	-
	3.2L DI-Diesel (auto)	2130	2150	2190
Payload**	3.5L V6 Petrol (manual)	680	660	-
	3.8L V6 Petrol (auto)	675	655	625
	3.2L DI-Diesel (manual)	680	660	-
	3.2L DI-Diesel (auto)	680	660	620
Gross combination mass	3.5L V6 Petrol (manual)	5260	5260	-
	3.8L V6 Petrol (auto)	5260	5260	5260
	3.2L DI-Diesel (manual)	5310	5310	-
	3.2L DI-Diesel (auto)	5310	5310	5310
Maximum front axle load	All models	1200	1200	1200
Maximum rear axle load	All models	1650	1650	1650
Seating capacity	Front	2	2	2
	2nd row	3	3	3
	3rd row (70kg max)	2	2	2
	Total	7	7	7

** Payload includes occupants, fuel and fitted options (if any). The weight of these must be deducted from Payload to determine actual load carrying capacity. Front and/or Rear Axle Loads must not be exceeded.

MAXIMUM TOWING CAPACITY* (KG)	GLX	GLS	EXCEED
With trailer brakes	2500	2500	2500
Without trailer brakes	750	750	750
Towball download	250	250	250

* Subject to State regulations and towbar designs. A Weight Distribution Hitch (WDH) is recommended for towball downloads exceeding 135kg. For further information, please refer to the Pajero Owner's Manual.

FUEL TANK CAPACITY

Litres	90	90	90
--------	----	----	----

FUEL CONSUMPTION (ADR81/01) (LITRES PER 100KM)

Combined	3.5L V6 Petrol (manual)	13.9	13.9	-
	3.8L V6 Petrol (auto)	15.5	15.5	15.5
	3.2L DI-Diesel (manual)	9.6	9.6	-
	3.2L DI-Diesel (auto)	10.7	10.7	10.7

These figures are obtained from controlled laboratory tests conducted by Mitsubishi Motors to Australian Standard ADR81/01 and are provided to assist you in comparing the fuel consumption of Pajero with other vehicles. The actual fuel consumption you achieve will depend, however, on many factors, including your driving habits, the prevailing conditions and your vehicles equipment, condition and use.

MECHANICAL	GLX	GLX	GLS	GLS	EXCEED
Power Train	MANUAL	AUTO	MANUAL	AUTO	AUTO
3.5L V6, SOHC, MPI, 24 valve – LPG compatible	•	–	•	–	–
3.8L V6, SOHC, MPI, 24 valve – LPG compatible	–	•	–	•	•
3.2L DI-D, 16 valve, Intercooler Turbocharger	◦	◦	◦	◦	◦
5 speed manual transmission	•	–	•	–	–
5 speed automatic transmission with 'SPORTS MODE' sequential style shift change and INVECS II 'Smart Logic'	–	•	–	•	•
Mechanical					
MATT® (Mitsubishi All Terrain Technology)					
Part Time 4WD with 'Super Select II'	•	•	•	•	•
Synchronised auto front free wheeling differential	•	•	•	•	•
Multimode Anti-lock Braking System (ABS) with Electronic Brakeforce Distribution (EBD)	•	•	•	•	•
Active traction control	•	•	•	•	•
Active stability control (incorporating Active Traction Control)	–	•	–	•	•
Engine Brake Assist Control	•	•	•	•	•
Power steering	•	•	•	•	•
Power assisted 4 wheel disc brakes	•	•	•	•	•
Front – vented discs	•	•	•	•	•
Rear – solid discs	•	•	•	•	•
Engine Immobiliser	•	•	•	•	•
Suspension					
Independent – Double wishbone coil spring and stabiliser bar	•	•	•	•	•
Independent – Multi-link coil spring and stabiliser bar	•	•	•	•	•
Wheels & Tyres					
16" x 7JJ five spoke alloy wheels. 265/70R16 tyres (HT)	•	•	•	•	–
16" x 7JJ six spoke alloy wheels. 265/70R16 tyres (HT)	–	–	–	–	•
Matching alloy spare wheel with wheel lock nut (mounted on rear tailgate)	•	•	•	•	•

EXTERIOR	GLX	GLX	GLS	GLS	EXCEED
Exterior Styling	MANUAL	AUTO	MANUAL	AUTO	AUTO
Front skid plate	•	•	•	•	•
Fuel tank protector	•	•	•	•	•
Transfer case protector	•	•	•	•	•
Door mirrors – black (electrically controlled)	•	•	•	•	–
Door mirrors – chrome (electrically controlled)	–	–	–	–	•
Black door handles	•	•	•	•	–
Body colour door handles	–	–	–	–	•
Windscreen wiper/washer with variable intermittent	•	•	•	•	•
Tailgate wiper/washer with fixed intermittent	•	•	•	•	•
Headlamp washers	–	–	–	–	•
Fog lamps (front)	–	–	–	–	•
Fog lamp (rear)	•	•	•	•	•
Front grille – black	•	•	•	•	–
Front grille – body colour with chrome accents	–	–	–	–	•
Front and rear bumper – colour coded	•	•	•	•	•
Front (2) and rear (2) tow hooks	•	•	•	•	•
Colour coded wheelarch flares	◆	◆	•	•	•
Colour-coded bodyside and tailgate cladding	–	–	•	•	•
Integrated side steps (colour coded)	–	–	•	•	–
Integrated side steps with illumination (colour coded)	–	–	–	–	•
Side steps	◆	◆	–	–	–
Colour keyed rear licence plate garnish	–	–	•	•	•
Rear roof spoiler	◆	◆	◆	◆	•
Black roof rails	–	–	–	–	•
Roof racks	◆	◆	◆	◆	–
Roof rail cross bars	–	–	–	–	◆
Bullbar – alloy	◆	◆	◆	◆	◆
Nudge bar	◆	◆	◆	◆	◆
Driving lights	◆	◆	◆	◆	◆

• standard – not available ◦ optional ◆ dealer fitted accessory ◇ Diamond products

PAJERO SPECIFICATIONS

INTERIOR CONTINUED	GLX	GLX	GLS	GLS	EXCEED
Audio	MANUAL	AUTO	MANUAL	AUTO	AUTO
Security coded AM/FM Radio/CD player	•	•	•	•	•
In-dash 6 CD Stacker	◆	◆	•	•	•
Pillar mounted antenna	•	•	–	–	–
Power antenna with half-mast stop function	–	–	•	•	•
No. of Speakers	4	4	4	4	6
Interior Styling					
4-spoke urethane steering wheel	•	•	•	•	–
4-spoke wood and leather wrapped steering wheel	–	–	–	–	•
Woodgrain look instrument panel	–	–	–	–	•
Titanium look power window switch panel surround	–	–	–	–	•
Leather wrapped gear shift knob, transfer lever and park brake lever	–	–	–	–	•
Titanium look gear shift and transfer lever panel surrounds	–	–	–	–	•
Black face instrument meters	•	•	•	•	•
Back-lit meters – incl. twin digital trip meter, 4WD mode indicator, door ajar indicator	•	•	•	•	•
Digital clock (in dash)	•	•	–	–	–
RV meter – external temperature, digital clock, date, compass, barometer, altimeter	–	–	•	•	–
RV meter – external temperature, digital clock, date, compass, barometer, altimeter, climate control settings	–	–	–	–	•
Stainless steel scuff plates	◆	◆	◆	◆	◆

INTERIOR CONTINUED	GLX	GLX	GLS	GLS	EXCEED
Safety	MANUAL	AUTO	MANUAL	AUTO	AUTO
Driver SRS airbag	•	•	•	•	•
Front passenger SRS airbag	◦	◦	•	•	•
Side SRS Airbags	–	–	◦	◦	•
3 point ELR seat belts (all seating positions)	•	•	•	•	•
Seatbelt pretensioners (when Passenger SRS airbag fitted)	•	•	•	•	•
Multimode Anti-lock Braking System (ABS) with Electronic Brakeforce Distribution (EBD)	•	•	•	•	•
Day/Night rear view mirror	•	•	•	•	•
Side door impact beams	•	•	•	•	•
Child proof rear door locks	•	•	•	•	•
Child restraint anchor points	3	3	3	3	3

• standard – not available ◦ optional ◆ dealer fitted accessory ◇ Diamond products

INTERIOR CONTINUED	GLX	GLX	GLS	GLS	EXCEED
Seating	MANUAL	AUTO	MANUAL	AUTO	AUTO
FRONT SEATS					
Reclining bucket type	•	•	•	•	•
Cloth seat trim	•	•	–	–	–
Velour seat trim	–	–	•	•	–
Leather seating surfaces	–	–	–	–	•
Dual height adjuster for driver's seat	–	–	•	•	–
Power driver and passenger seat with 8-way adjustment	–	–	–	–	•
Height adjustable seatbelt anchors	•	•	•	•	•
Height and tilt adjustable see through type headrests	•	•	•	•	•
2ND ROW SEATS					
Moulded bench type	•	•	•	•	•
Cloth seat trim	•	•	–	–	–
Velour seat trim	–	–	•	•	–
Leather seating surfaces	–	–	–	–	•
60:40 split folding function	•	•	•	•	•
Reclining adjuster and tumble type fold-up function	•	•	•	•	•
Height and tilt adjustable see through type headrests in outboard positions	•	•	•	•	•
Solid type centre headrest	•	•	•	•	•
3RD ROW SEATS					
Front facing bench seat	•	•	•	•	•
Cloth seat trim	•	•	–	–	–
Velour seat trim	–	–	•	•	–
Leather look seat trim	–	–	–	–	•
Folding/stowable function (folds flat into underfloor compartment)	•	•	•	•	•
Removable from vehicle	•	•	•	•	•
Removable and height adjustable see through type headrests	•	•	•	•	•

INTERIOR CONTINUED	GLX	GLX	GLS	GLS	EXCEED
Comfort & Convenience	MANUAL	AUTO	MANUAL	AUTO	AUTO
Air conditioning	•	•	•	•	–
Electronic climate controlled air conditioning	–	–	–	–	•
Rear climate controls and roof mounted air ducts	–	–	–	–	•
Rear seat heater ducts	•	•	•	•	•
Central door locking (including tailgate) with remote keyless entry	•	•	•	•	•
Power windows front and rear with driver auto down function and key off power delay	•	•	•	•	•
Cruise control	•	•	•	•	•
Electric sunroof – tilt and slide function	–	–	–	–	◦
Electric door mirrors	•	•	•	•	•
Tilt adjustable steering column	•	•	•	•	•
Interior lamp with time delay and front map lamps	•	•	•	•	•
Rear passenger reading lamps	•	•	•	•	•
Convenience lamp in luggage area	•	•	•	•	•
Front windscreen sunshade band	–	–	•	•	•
Illumination on side steps	–	–	–	–	•
Door mounted hazard lamps	•	•	•	•	•
Ignition key illumination	•	•	•	•	•
Variable instrument lighting dimmer	•	•	•	•	•
In-dash indicator for automatic transmission position	–	•	–	•	•
Headlamps "ON" – audible warning buzzer	•	•	•	•	•
Warning lamps include door/tailgate ajar, ATC wheel operation and low fuel	•	•	•	•	•
High rise front centre armrest – with forward adjustable slide position (cloth trimmed)	•	•	•	•	–
High rise front centre armrest – with forward adjustable slide position (leather trimmed)	–	–	–	–	•

• standard – not available ◦ optional ♦ dealer fitted accessory ◊ Diamond products

PAJERO SPECIFICATIONS

INTERIOR <small>CONTINUED</small>	GLX	GLX	GLS	GLS	EXCEED
Comfort & Convenience	MANUAL	AUTO	MANUAL	AUTO	AUTO
Accessory power sockets in front floor console and luggage area	•	•	•	•	•
Passenger assist handles	5	5	5	5	5
Passenger grab handles	4	4	4	4	4
Sun visor with ticket holder and vanity mirror	•	•	–	–	–
Sun visor with extension, vanity mirror, lamp and lid – cloth covered	–	–	•	•	•
Rear window demister	•	•	•	•	•
Remote fuel filler door release	•	•	•	•	•
Diamond Care – Premium Roadside Assistance (3yrs)	◊	◊	◊	◊	•
Security					
Central door locking (incl. tailgate) with auto relock function	•	•	•	•	•
Cabin illumination on unlock	•	•	•	•	•
Automatic cabin illumination on key removal	•	•	•	•	•
Anti-theft encrypted immobilisation	•	•	•	•	•
Flashing security lamp in security coded radio	•	•	•	•	•

• standard – not available ◦ optional ◆ dealer fitted accessory ◊ Diamond products

INTERIOR <small>CONTINUED</small>	GLX	GLX	GLS	GLS	EXCEED
Storage	MANUAL	AUTO	MANUAL	AUTO	AUTO
Cup holders	5	5	5	5	5
Driver and passenger seat back pocket	•	•	•	•	•
Front door trim map pockets	•	•	•	•	•
Upper glove box	•	•	•	•	•
Lockable lower glove box with illumination	•	•	•	•	•
Coin tray	•	•	•	•	•
Centre storage console with upper and lower compartments (and forward slide adjustable armrest)	•	•	•	•	•
Coat Hooks	2	2	2	2	2
Mobile phone storage tray	•	•	•	•	•
Inner tailgate handle	•	•	•	•	•
Luggage tie-down hooks	4	4	4	4	4
Tailgate pocket with net	•	•	•	•	•
Luggage area storage compartment	•	•	•	•	•
Underfloor storage compartment	•	•	•	•	•
Fully trimmed cargo area and tailgate	•	•	•	•	•
OPTIONS					
Passenger SRS Airbag	◦	◦	–	–	–
Side SRS Airbag	–	–	◦	◦	–
Electric Sunroof – tilt and slide function	–	–	–	–	◦

PAJERO ACCESSORIES

Mitsubishi accessories add style, value and practicality to your vehicle. They're also a way of 'Adding your Spirit' by personalising your vehicle.

What's really important about Genuine Mitsubishi Accessories is that they're engineered and manufactured to the same exacting standards as your vehicle. The fit is precise and designed to complement your vehicle. It simply isn't worthwhile compromising your vehicle with imitations of Mitsubishi accessories.

Please check with your Mitsubishi dealer for specific model applications.



Alloy Front Protection Bar



Nudge Bar Alloy



Bonnet Protector



Door Handle Protectors



Fender Flares



Fog Light Covers



Grille Guard



Headlamp Protectors



Rear Deflector



Rear Window Dust Deflector



Roof Rack - commercial



Tow Bars



Scuff Plate*



Side Steps



Skid Plate - Diesel



Spare Wheel Cover Vinyl - 16"



Spare Wheel Cover in Colour Coded Plastic



Weather Shield

*Diamond Spectrum Accessories. Pictures are shown for illustration purposes and may not be product specific.

PAJERO ACCESSORIES CONTINUED

Mitsubishi is committed to complete customer satisfaction. Therefore, when Genuine Mitsubishi Accessories are fitted to your new vehicle at time of delivery, they are covered by the Mitsubishi New Vehicle 3 year/100,000km Warranty. When they are fitted after you have purchased your new vehicle they are covered for the remainder of the new vehicle warranty or for 12 months/20,000km, whichever is the longer. In the case of Diamond Spectrum Accessories, the Warranty is 12 months/20,000km.

Please check with your Mitsubishi dealer for specific model applications.



Roof Cross Bars



Rear Extension Mirror



Snorkel



Locking wheel nuts*



Driving Lights – Rally 1000 Series*



Driving Lights – Comet 500 Series*



Moulded Dash Mats*



CD Stacker



Cargo Barrier



Cargo Net



Cargo Liner



Cargo Carpet Mat



Carpet Mat



Rubber Mats*

MITSUBISHI RANGE



VERADA

The distinctive looking, new 2003 Verada continues to set the benchmark in quality and refinement. Verada comes with all the new features standard on Magna, plus a ten-way adjustable power driver's seat, traction control and a premium audio system with 6 disc, in-dash CD changer. Verada models include Ei (sedan and wagon), Xi, GTVi and AWD which boasts outstanding stability, superior roadholding and improved cornering control for safer, more spirited driving.



MAGNA

The new look 2003 Magna features an impressive line up of standard features including driver, front passenger and side airbags, six-way adjustable power driver's seat, cruise control, climate control air conditioning and power windows. In addition, VR-X and VR boast new street smart styling including new seat trims, sports style instruments and a leather wrapped steering wheel, combined with the powerful performance of the newly tuned engine. The Magna line up includes ES, LS, VR, VR-X. Wagon variations in ES, LS and VR.



MAGNA AWD & VR AWD

While echoing the new global styling of the Magna range, these models boast Mitsubishi's technically advanced QuadTec™ AWD system. This refined AWD system distributes torque equally to all four wheels, especially in low traction conditions, to deliver superior road holding, outstanding stability and improved cornering control. Magna AWD and VR AWD are also fitted with high performance brakes in conjunction with ABS and EBD to provide superior stopping power on all surfaces.



LANCER

The new CH Lancer takes Mitsubishi's rally bred technology to the city streets in a distinct new look with a host of great features. The sporty VR-X, with its bold rear spoiler and black interior, boasts 16" alloy wheels, a new strut brace for greater handling and 4 speed automatic transmission with 'SPORTS MODE' sequential gear shifting for hands on control from the new EVO type "Steermatic" 3-spoke steering wheel.



MIRAGE

This compact, 3 door hatch features a zippy 1.5 litre 12 valve, multi-point fuel injected engine. Available as a 5 speed manual or with INVECS II 'Smart Logic' 4 speed automatic transmission. Features include SRS driver's airbag, power steering, ample room and plenty of style.



CHALLENGER

A luxurious and sporty all terrain 4WD with advanced aerodynamic styling and superior ride comfort. Features a 3.0 litre V6, LPG compatible 24 valve multipoint fuel injected engine with an impressive maximum towing capacity of 2270kg.



OUTLANDER

A compact, 4WD offering a unique combination of sports styling, flexible interior space, ride comfort and unprecedented safety. Seats five people in comfort and features a range of cargo carrying options, while the automatic transmission boasts 'SPORTS MODE' sequential gear shifting.



TRITON

A tough, hard working ute available in a range of powerful engine capacities and fuel types. The range of Triton models includes Cab Chassis, Double Cab and Club Cab.



EXPRESS

One of Australia's favourite light commercial vans, Express features a choice of petrol engines that are LPG compatible. The range of body types includes Short Wheel Base (SWB), Medium Wheel Base (MWB), Window Van (SWB) and Walk-Thru model (MWB).



NIMBUS

A stylish, award winning people mover. Nimbus comfortably seats seven adults with a variety of different seating and storage configurations. Powered by a 2.4 litre SOHC 16 valve, electronic multi-point fuel injected engine.

Diamond Finance

Take the burden out of financing your new Mitsubishi vehicle with our competitive, reassuring and completely flexible range of finance products developed by Mitsubishi Motors Australia Ltd and St.George Motor Finance Limited.

Diamond Leasing

Our tailored fleet leasing services offer innovative, highly competitive features such as card purchasing, roadside assistance, specialist maintenance services, accident and claims management, optional insurance and more.

Diamond Road Side Assist

Peace of mind is guaranteed anywhere in Australia, 24 hours a day, 365 days a year with our fast, comprehensive, flexible roadside service offering assistance, repairs, towing and storage. Our Premium Roadside Assist clients also enjoy the added benefits of accommodation, medical and transport facilities.

Diamond Insurance

With the sound backing of Swann Insurance and Mitsubishi Motors Australia Ltd, Mitsubishi owners can choose between vehicle and personal protection solutions including motor vehicle, gapcover and loan protection insurance as well as a range of tailored warranty policies.

For more information on Diamond Products and Services contact your Mitsubishi Dealer.

Mitsubishi Motors Australia Ltd. offers a 3 year/100,000 kilometre New Vehicle Warranty and a 5 year Perforation Corrosion Warranty on Mitsubishi Pajero. Always consult your authorised Mitsubishi Dealer for the latest details on specifications, options, prices, availability and conditions on New Vehicle Warranty. All product illustrations and specifications referred to herein are correct at the time of publication approval. Subject to any applicable Federal, State or Territory laws or ordinances which may apply from time to time. Mitsubishi Motors Australia Ltd. reserves the right, without notice or obligation, to discontinue or make changes to designs, specifications, colours and materials of the options and products referred to herein at any time without incurring any liability to any purchaser thereof. ©Mitsubishi Motors Australia Limited ABN 53 007 870 395 SEP'03 MMAL1624





MITSUBISHI
Spirited Cars for Spirited People

WWW.MITSUBISHI-MOTORS.COM.AU

PAJERONP0309