

## TESTED BY THE BEST IN THE BUSINESS

---

At Mitsubishi our cars face the ultimate test - rally driving. The lessons learnt from driving on bone-shaking, suspension-shattering terrain gives all of our cars uncompromising durability and reliability. The Colt is no exception.

Over forty years of rally championships around the world have become the testing grounds for production of Mitsubishi vehicles. Like the punishing desert terrain of the Dakar - the world's toughest off-road rally plus the Australian and World Rally Championships, where Mitsubishi vehicles have been consistent winners.

It's Mitsubishi's commitment to constantly evolving technology that has seen our cars win some of the world's toughest rally races time and time again. The Colt is yet another chapter in a long-running history of performance vehicles that transcends the world of rally driving to excel at everyday motoring.



## DYNAMIC COLT

---

If you want a small car that's packed with features you can't go past the dynamic Mitsubishi Colt. In fact many features that are expensive optional extras in other cars are standard in the Colt. These include air conditioning, tinted side and rear windows, ABS, speed sensing

variable wipers and body coloured bumpers. Other features aren't as obvious. The Colt's all-alloy MIVEC engine is a 1.5 litre power plant that gives you superb performance and fuel economy. It's matched with either a CVT (Continuously Variable Transmission) for a seamless shifting automatic gearbox or a sporty European designed 5-speed manual.

The Colt also benefits from Mitsubishi Motors advanced passive safety - RISE. Reinforced Impact Safety Evolution means you and your passengers are protected with world leading energy absorbing passive safety design and technology.

## COLT VRX

Look bold and feel great in the new dynamic Colt range. Available in three variants (VRX, LS and ES), Colt's distinctive and contemporary European styling gives you the confidence to go anywhere.

Colt has everything you want on the outside, and everything you need on the inside. It's packed full of exciting features, all for your own added comfort and driving pleasure.

You'll find it hard to go past the sporty VRX, available in both automatic and manual transmissions. It offers distinctive sports styling and dynamic lines, a fresh front mesh grille and European influenced body shape, plus loads more.

Exterior features that enhance the already athletic shape include side airdams, 15" alloy wheels, fog lamps, rear spoiler, a chrome exhaust tip and for added security, privacy glass.

The sporty design even flows through to the door mirrors with an aerodynamic design that repels water droplets. The mirrors are door mounted to improve forward visibility, and electronically controlled to add to your comfort.



- 1 Chrome Exhaust Tip
- 2 Sports Mesh Grille
- 3 Fog Lamps
- 4 15" Alloy Wheels





COLT

COLT

VR-X





1



2

- 1 Centre Console System (CVT only)
- 2 Sports Seats
- 3 Leather Steering Wheel
- 4 Alloy Sports Pedals



3



4

## COLT VRX

---

Colt VRX sets new standards in interior styling, with sporty, hi-tech features and finishes. The contemporary interior design ensures you feel in total control and in harmony with the road.

It may be compact by name, but the Colt's intelligent design proves it's not compact by nature. It has a very spacious interior. In fact, compared with other cars in its class, you'll really notice the added difference in leg and shoulder room. Rear passengers have not been overlooked either, with raised rear seats to allow for an uninterrupted passenger view.

The sporty feel of the VRX is carried throughout the interior with a thick leather steering wheel for added grip, stylish sports seats and alloy sports pedals.

Numerous storage compartments have been placed throughout the front, rear and cargo areas offering ample storage for all your needs. Colt also lets you make the most of your personal space with the impressive centre console system (CVT only) giving you the flexibility to tailor a range of accessories to best fit your lifestyle.

## COLT ES AND LS

The dynamic styling of the Colt ES and LS will stir your senses and deliver performance, safety and outstanding comfort, all in the one dynamic package.

Colt is easy to drive with exceptional road handling. Its compact body combined with the variable-assist electric power steering is lighter at low speed to make parking easier, and heavier at high speeds to give superior road feel.

With innovative design features such as the column mounted gearshift and foot operated parking brake (CVT only), Colt cleverly creates a feeling of open space. In fact, all of the design features are arranged to create a spacious cabin.

The interior is designed to be incredibly flexible to allow for maximum use of the space. No matter what your cargo carrying requirements are, whether it be a long item or a wide parcel, you can rearrange the seat configurations with ease.

When it comes to standard features the Colt ES and LS offer you the entire package. Both models feature air conditioning, power windows, electric retractable mirrors, MP3/WMA compatible CD stereo and remote keyless entry as standard. The LS has the added luxury of a 6-disc CD player and 14" alloy wheels.

Plus, they have all the safety and security requirements you need, with ABS (Anti-lock Braking System) incorporating EBD (Electronic Brakeforce Distribution), driver and front passenger SRS airbags (side and curtain airbags are optional), privacy glass and engine immobiliser.



- 1 Power Windows
- 2 Stylish ES Dashboard
- 3 Electric Retractable Mirrors
- 4 Air Conditioning
- 5 Flexible Seating Positions





Colt ES model shown.

## ADVANCED TECHNOLOGY

### BETTER ENGINE PERFORMANCE

---

At Mitsubishi, all our cars are engineered to excite. That's why we've developed a brand new all-alloy engine for the Colt that delivers on lightness, compactness, high output, low fuel consumption and low exhaust emissions.

#### MIVEC

Mitsubishi's MIVEC (Mitsubishi Innovative Valve timing Electronic Control) engine technology utilises a lightweight variable timing mechanism that perfectly matches engine performance to the driving conditions.

This has the advantage of delivering exceptional fuel economy, low exhaust emission and a quiet drive as well as superior acceleration and superb overtaking ability.

The benefit of the 1.5 litre MIVEC engine is increased torque at low speed, along with increased power higher in the rev range. The MIVEC engine detects the engine speed and switches the power and torque output accordingly.

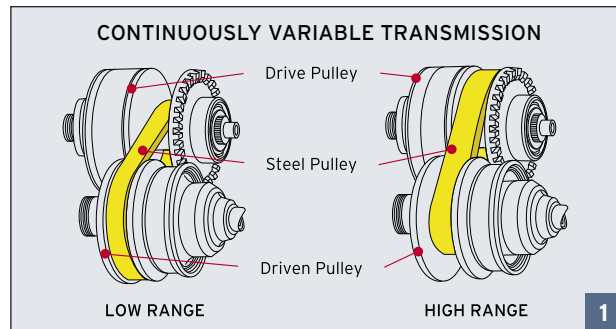
- 1 Continuously Variable Transmission
- 2 Manual Transmission
- 3 Front Suspension
- 4 Rear Suspension



# TRANSMISSIONS

## CVT

A first for Mitsubishi in Australia, the Colt has CVT (Continuously Variable Transmission) electronically integrated with the MIVEC engine to ensure the vehicle is operated in the best gear ratio. INVECS III (Intelligent and Innovative Vehicle Electronic Control System) provides optimum torque control for uphill driving and optimum engine brake control for downhill driving.



The CVT offers infinitely variable ratios that allow the engine to always operate at optimum rpm, irrespective of the vehicle's speed. It also eliminates the jolts that conventional automatic transmissions experience when changing gears.

## 5-SPEED MANUAL TRANSMISSION

The new European designed 5-speed manual transmission produces a crisp and sporty feel, by being perfectly matched to the MIVEC engine. The gear ratios have been designed to maximise the engine's power and torque so you can enjoy smooth and economical driving.



# ULTIMATE RIDE AND COMFORT

To ensure a more comfortable ride, Colt uses a MacPherson strut suspension system at the front and H Frame torsion beam suspension at the rear. This means you get excellent road holding and a smooth, quiet ride.



Particular attention has been paid to the tuning of springs, shock absorbers and rubber bushings. This has resulted in suspension rigidity and maximum tyre grip for improved ride comfort, optimum handling, stability and high-speed cornering control.



Rest assured that the Colt you drive is working hard to conserve our precious environment. Globally Mitsubishi Motors recognise that the protection of the environment is a top priority so we continue to build increasingly eco-friendly cars. Our focus is on reducing carbon dioxide (CO<sub>2</sub>) emissions from vehicles by raising powertrain efficiencies, improving petrol engines and reducing the weight of our vehicles.

In fact, the newly developed all-alloy engine in Colt is 36mm smaller in length, approximately 30kg lighter, and has approximately 20% fewer parts. More of its components than ever are recyclable, adding to the many reasons why Colt has been given a 4 star rating from the Australian Government Green Guide.

We will continue to protect the environment by forecasting and assessing the environmental impact of our products at all stages in their life cycle.

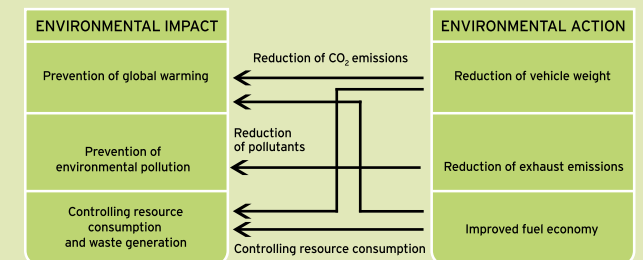
Most importantly we look at:

1. Preventing global warming by reducing emissions of greenhouse gases
2. Preventing pollution by restricting emissions of substances harmful to the environment
3. Reducing waste and maximising the efficient use of resources by promoting conservation of resources and recycling.

Specific measures for reducing environmental impact include:

- Reducing the numbers of harmful chemical substances in our cars
- Using more efficient and environmentally friendly components
- Using recyclable materials

- Improving fuel efficiency and reducing emissions through MIVEC engines and CVT
- Using lightweight components to improve fuel efficiency
- Managing the production process to reduce waste, reduce air pollution, reduce noise and vibrations.



**DRIVER CONFIDENCE**



## BUILT WITH SAFETY IN MIND

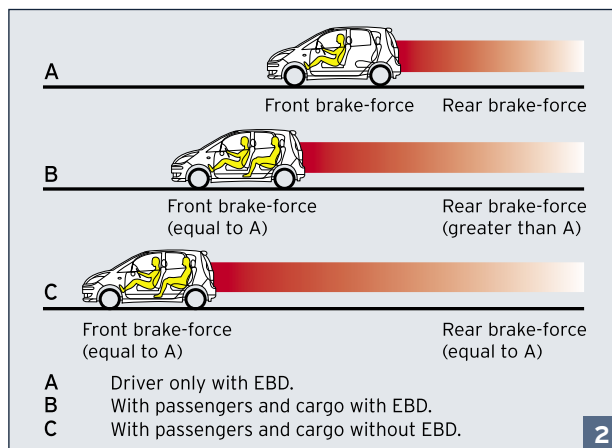
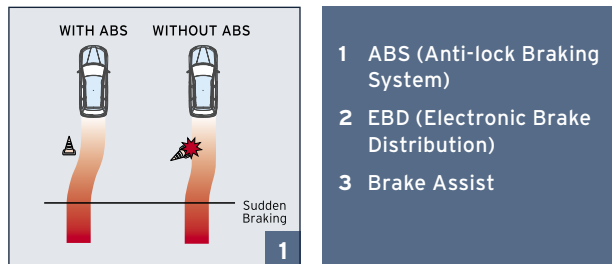
You and your passengers will enjoy every journey taken in the Colt, and you will have the peace of mind knowing that Colt is built with the safety of its occupants as a top priority.

The Colt is tough, and has all the latest safety features. You always feel in control, making it one of Australia's safest compact cars.

### MAXIMUM STOPPING POWER. MINIMAL EFFORT

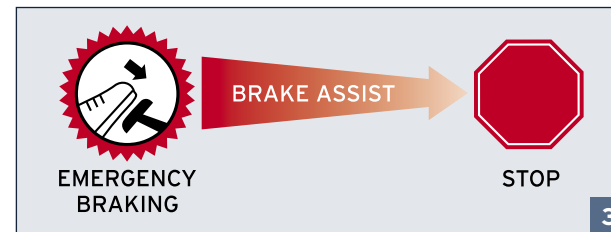
The Colt features the latest 4-sensor, 4-channel ABS (Anti-lock Braking System) with EBD (Electronic Brakeforce Distribution) as standard.

The ABS adjusts the braking pressure to prevent the wheels locking up under emergency or hard braking conditions. This means that you can steer safely around obstacles, whilst braking heavily.



The EBD system works with the ABS computer to evenly modulate braking force between front and rear wheels to provide reduced stopping distances.

There's also a brake assist system that is able to recognise emergency braking conditions within milliseconds. It releases pressurised brake fluid into the system the instant the pedal is depressed, enabling greater stopping power.



With all of this braking technology you can be confident you and your passengers are protected.

## REINFORCED SAFETY

### AIRBAGS AND SEATBELT PRE-TENSIONERS

Driver and passenger SRS airbags and seatbelt pre-tensioners with force limiters give more effective crash protection.

On impact the pre-tensioner instantly tightens the seatbelt to effectively restrain the passenger, while the force limiter allows some forward movement of the occupant to release pressure on the torso. For added safety, side and curtain airbags are optional.

### COLLAPSIBLE STEERING WHEEL

To protect the driver from chest injury the steering column collapses in the event of a collision.

### CHILD PROTECTION

Colt features childproof rear door locks, 2 tether points for attaching child restraints and power window locks.

### RISE BODY TECHNOLOGY

The new RISE (Reinforced Impact Safety Evolution) system combines a unique straight frame rail with an octagonal cross-section structure and strategically located pillar reinforcements. It gives the car extraordinary body stiffness and strength, and raises its crash energy efficiency by directing impact forces away from the passenger compartment in the case of a collision.



STRAIGHT FRAME PLATFORM



MITSUBISHI RISE BODY DESIGN

### STRONG DOORS WITH SIDE IMPACT BARS

A highly rigid pressed door structure and reinforcements, together with side door impact bars, significantly improve crash protection within the cabin.

### ANTI-INTRUSION BRAKE PEDAL

In the event of a front-on collision the brake pedal automatically moves away from the driver to reduce possible leg injuries.

### HIGH MOUNT REAR LAMPS

Clearly visible stop lamps, turn indicators and tail lamps are mounted high on the rear of the Colt to notify trailing vehicles of the driver's intention, reducing the possibility of a collision from the rear.

# COLT ACCESSORIES

These are just some of the accessories available for your Colt. For a complete list and further details of all accessories, contact your local Mitsubishi dealer.

## COLT ACCESSORIES INCLUDE:

- 1 Mud Flaps
- 2 Sun Blind Set
- 3 Carpet Mat Set
- 4 Rear Cargo Protector
- 5 Rear Cargo Tonneau Cover
- 6 Rear Cargo Liner (also showing Rear Bumper Protection Foil)
- 7 Alloy Sports Pedals (LS CVT only)
- 8 Exterior Rear View Mirror

**Weathershield**



**Headlamp Protectors**

**Bonnet Protector**

**Side Airdam**

**Galaxy 'Platinum' 14" Alloy Wheels**  
(other alloy wheels also available)

**Front Airdam**



Vehicle displayed is a Colt LS fitted with Genuine Accessory Ground Effects Body Kit with optional paint accent treatments and other Genuine Accessories as illustrated. Pictures are shown for illustration purposes and may not be product-specific. Please check with your Mitsubishi dealer for specific model applications.

Fuel Filler Door Garnish

Weathershield

Rear Roof Spoiler



COLT

COLT


Chrome Exhaust Tip

Rear Airdam

Chrome Tailgate Garnish

**COLT ACCESSORIES INCLUDE:**

- 9 Cargo Separation Net
- 10 Rear Parking Assistance Sensors
- 11 Round Storage Console and Small Rectangular Storage Console (available separately\*)
- 12 Large Rectangular Storage Console\*
- 13 Front Console
- 14 Centre Console with Lid†
- 15 Centre Console Cushion with Storage Pockets\*
- 16 Door Step Garnish



9



10



11



12



13



14



15



16

\*Not compatible with VRX. †Requires Centre Console Floor Mounting available separately (with two bonus cupholders).

## COLT SPECIFICATIONS

### ENGINE

1.5 litre DOHC 16-valve MPI MIVEC alloy engine with electronic ignition	
Bore x stroke	75.0 x 84.8mm
Capacity	1499cc
Compression ratio	10.0:1
Fuel system	Electronically controlled multi-point injection

### PERFORMANCE

Power	77kW @ 6000rpm
Torque	141Nm @ 4000rpm

### FUEL TANK CAPACITY

45 litres

### FUEL CONSUMPTION

ADR 81/01 (Litres per 100km)	5-speed Manual	CVT Auto
ES	5.9	-
LS and VRX	5.9	5.6

These figures are obtained from controlled laboratory tests conducted by Mitsubishi Motors Australia Limited to Australian Standard ADR 81/01 and are provided to assist you in comparing the fuel consumption of Colt with other vehicles. The actual fuel consumption you achieve will depend, however, on many factors, including your driving habits, the prevailing conditions and your vehicle's equipment, condition and use.

### ELECTRICAL SYSTEM

Battery	12V
Alternator	85A

### TRANSMISSION

5-speed Manual Transmission	ES, LS, VRX
INVECS-III Continuously Variable Transmission (CVT Auto)	LS, VRX

### GEAR RATIOS

Ratio	5-speed Manual	CVT Auto
1st	3.308	2.319 - 0.445
2nd	1.913	
3rd	1.256	
4th	0.943	
5th	0.763	
Reverse	3.231	2.588
Final drive	4.158	5.219

### BRAKES

Anti-lock Braking System (ABS) with Electronic Brakeforce Distribution (EBD)	
9-inch Variable Brake Booster with Brake Assist function	
ES LS and VRX (manual)	Front-ventilated disc with rear-drum
VRX (CVT only)	Front-ventilated disc with rear-solid disc

### SUSPENSION

Front - Independent MacPherson strut with coil springs, gas-filled hydraulic double-acting shock absorbers and stabiliser bar
Rear - H-shaped torsion beam with coil springs, hydraulic cylindrical double-acting shock absorbers

### STEERING

Electric power assisted rack and pinion

### TURNING CIRCLE (M)

ES and LS	9.4
VRX	9.8



### EXTERIOR DIMENSIONS (MM)

Overall length	3885	3885	3885
Overall width	1680	1680	1680
Overall height	1550	1550	1550
Wheelbase	2500	2500	2500
Track - front	1460	1460	1460
Track - rear	1445	1445	1445
Ground clearance	150	150	150

### INTERIOR DIMENSIONS (MM)

Head room (front)	920	920	920
Head room (rear)	860	860	860
Leg room (front)	900	900	900
Leg room (rear)	805	805	805

### BOOT CAPACITY (L)

2nd row seat in rearmost position	225 L	225 L	225 L
2nd row seat in foremost position	317 L	317 L	317 L
2nd row seat in foremost position and tumbled forward	594 L	594 L	594 L

### KERB MASS (kg)

	1050	1050	1074
--	------	------	------

### WHEELS

14" x 5.5" steel wheels, 175/65R 14" tyres with full wheel covers	S	-	-
14" x 5.5" alloy wheels, 175/65R 14" tyres	-	S	-
15" x 6.0" alloy wheels, 185/55R 15" tyres	-	-	S
Space saver spare wheel	S	S	S

### EXTERIOR STYLING


Body coloured bumpers	S	S	S
Halogen complex surface reflector headlamp	S	S	S
Argent headlamp extension	-	-	S
Parabola type front fog lamps	-	-	S
Lower radiator grille - black mesh	-	-	S
Body coloured electric door mirrors	S	S	S
Body coloured door handles	S	S	S
Body coloured side airdam	A	A	S
Body coloured rear spoiler	A	A	S
Body coloured front airdam	A	A	S
Body coloured rear airdam	A	A	S
High mount stop lamp	S	S	S
Chrome exhaust tip	A	A	S
Bonnet protector	A	A	A
Headlamp protector	A	A	A
Weathershields	A	A	A

### INTERIOR STYLING

Alloy sports pedals	-	-	S
Black interior trim	S	S	S
Leather steering wheel	-	-	S
Front and rear cloth door trim insert	S	S	S
Trunk room carpet trim	S	S	S
High contrast instrument meter	-	-	S
Carpet mat set - front and rear	A	A	A
Alloy sports pedal covers (CVT only)	-	A	-

S : standard O : optional A : dealer fitted accessory - : not available





	ES	LS	VRX
<b>AUDIO</b>			
Electronic tune AM/FM radio and MP3/WMA compatible single CD player with security code	S	-	-
Electric tune AM/FM radio and MP3/WMA compatible 6-disc CD player with security code	-	S	S
Number of speakers	4	4	4
Front centre roof antenna	S	S	S
<b>SAFETY</b>			
Driver SRS airbag	S	S	S
Front passenger SRS airbag	S	S	S
Side and curtain airbags	O	O	O
Anti-lock braking system (ABS)	S	S	S
with Electronic Brakeforce Distribution (EBD)	S	S	S
9-inch Variable Brake Booster with Brake Assist function	S	S	S
Driver and front passenger seatbelts	S	S	S
- 3-point ELR	S	S	S
- force limiters	S	S	S
- pre-tensioners	S	S	S
- adjustable shoulder anchor	S	S	S
Rear seatbelts	S	S	S
- 3-point ELR/ALR	S	S	S
- 2-point centre lap belt	S	S	S
Seatbelt warning lamp (driver only)	S	S	S
Child proof rear door locks	S	S	S
Child restraint anchor points x 2	S	S	S
Tinted laminated windshield	S	S	S
Intrusion minimising brake pedal	S	S	S
Foot parking brake pedal (CVT only)	-	S	S
Hand operated parking brake (manual only)	S	S	S
Rear reversing mirror	A	A	A
Rear parking assistance sensors	A	A	A
<b>SEATING</b>			
Seat trim - full cloth	S	S	S
Driver and front passenger bucket seats	S	S	-
Driver and front passenger sports seats	-	-	S
Height adjustable head rests	S	S	S
Slide and recline adjust (front seats)	S	S	S
Driver's seat height adjustment	S	S	S
Rear bench seat	S	S	S
- 50/50 split fold seat back with tumble, reclining and slide function	S	S	S
- height adjustable head rests	S	S	S
Seating capacity - 5 adults	S	S	S
<b>COMFORT</b>			
Air conditioning	S	S	S
Air filter	S	S	S
Power windows front and rear	S	S	S
Electric glass sunroof	-	-	O
Tinted side and rear glass	S	S	S
Privacy glass	-	-	S
Assist grip	1*	1*	3*
Deodorising headlining	-	-	S

\*Vehicles with side and curtain airbags as an option have 4 assist grips.




	ES	LS	VRX
<b>CONVENIENCE</b>			
Speed sensing variable intermittent wipers	S	S	S
Intermittent rear wiper and washer	S	S	S
Rear window demister	S	S	S
Electric door mirrors with fold control	S	S	S
Trip meter - twin digital	S	S	S
Tachometer	S	S	S
High contrast instrument meter	-	-	S
Digital clock (in instrument cluster)	S	S	S
Tilt adjustable steering column	S	S	S
Room lamp	S	S	S
Map lamps	S	S	S
Interior light activation on key removal	S	S	S
Headlight warning buzzer	S	S	S
Ignition key cylinder illumination with delay timer	S	S	S
Driver and front passenger sunvisor	S	S	S
with vanity mirror, lid and ticket holder	S	S	S
Day/night rear view mirror	S	S	S
Driver foot rest	S	S	S
Ashtray	S	S	S
Cigarette lighter	S	S	S
Convenience hook on passenger seat back	S	S	-
Remote fuel filler door release	S	S	S
Tailgate inside grip	S	S	S
Cargo room belt line hook x 2	S	S	S
Jack and tool set	S	S	S
Boot flap scuff guard	A	A	A
Boot grip	A	A	A
Rear cargo liner	A	A	A
Rear cargo protector	A	A	A
Rear cargo tonneau cover	A	A	A
<b>SECURITY</b>			
Remote central door locking including tailgate control	S	S	S
Automatic relocking when doors not opened	S	S	S
Anti-theft encrypted immobilisation	S	S	S
Cabin illumination for safe entry	S	S	S
Flashing lamp in security coded radio	S	S	S
<b>STORAGE</b>			
Front door pockets	S	S	S
Cup holders x 2	S	S	S
Bottle holders x 2	S	S	S
Centre console system with cup holders x 2 (CVT only)	-	-	S
Glove box	S	S	S
Steering column under tray	S	S	S
Seat back pocket (passenger seat only)	S	S	-
Overhead sunglasses holder	-	-	S
Centre console system - several storage boxes available (CVT only)	-	A	A

S : standard    O : optional    A : dealer fitted accessory    - : not available



## COLOUR RANGE AND TRIM

---

- 1 Butterscotch (P)
- 2 Red (M)
- 3 Cool Silver (M)
- 4 Gunmetal (P)
- 5 Black (P)
- 6 White
- 7 Seat Trim



Metallic (M) and Pearlescent (P) paints are optional extras.



## SUPERIOR VALUE



AUSTRALIA'S  
BEST NEW CAR  
WARRANTY

Your Mitsubishi vehicle is manufactured using the latest automotive engineering techniques and the most advanced methods of quality control to provide you with many years of motoring enjoyment.

### VEHICLE WARRANTY

Mitsubishi Motors Australia Limited offers a 5 year/130,000km (whichever comes first) New Vehicle Warranty, a 10 year/160,000km (whichever comes first) Powertrain Warranty<sup>†</sup> and a 5 year Perforation Corrosion Warranty on all Mitsubishi cars and light commercial vehicles.

### ACCESSORIES WARRANTY

Mitsubishi Motors Australia is committed to complete customer satisfaction. Therefore, when Genuine Mitsubishi Accessories are fitted to your new vehicle at time of delivery, they are covered by the Mitsubishi 3 year/130,000km (whichever comes first) Warranty. When they are fitted after purchase of your new vehicle they are covered for the remainder of the warranty or for 12 months/20,000km (whichever comes first).

In the case of Diamond Spectrum Accessories, the Warranty is 12 months/20,000km (whichever comes first).

## Diamond Finance

Take the burden out of financing your new Mitsubishi vehicle with our competitive, reassuring and completely flexible range of finance products developed by Mitsubishi Motors Australia Limited and St. George Motor Finance Limited.

## Diamond Leasing

Our tailored fleet leasing services offer innovative, highly competitive features such as card purchasing, roadside assistance, specialist maintenance services, accident and claims management, optional insurance and more.

## Diamond Insurance

With the sound backing of Swann Insurance and Mitsubishi Motors Australia Limited, Mitsubishi owners can choose between vehicle and personal protection solutions including motor vehicle, gap cover and loan protection insurance as well as a range of tailored warranty policies.

## Diamond Road Side Assist

Peace of mind is guaranteed anywhere in Australia, 24 hours a day, 365 days a year with our fast, comprehensive, flexible roadside service offering assistance, repairs, towing and storage. Our Premium Road Side Assist clients also enjoy the added benefits of accommodation, medical and transport facilities.

### CUSTOMER RELATIONS



Please contact Mitsubishi Motors Australia Customer Assistance Centre on 1300 13 12 11 for any further information or the location of your nearest Mitsubishi Dealer.

Always consult your authorised Mitsubishi Dealer for the latest details on specifications, options, prices, availability and conditions on New Vehicle Warranty. All product illustrations and specifications referred to herein are correct at the time of publication approval. Subject to any applicable Federal, State or Territory Laws or ordinances, which may apply from time to time, Mitsubishi Motors Australia Limited reserves the right, without notice, or obligation, to discontinue or make changes to designs, specifications, colours and materials of the options and products referred to herein at any time without incurring any liability to any purchaser thereof.

© Mitsubishi Motors Australia Limited. ABN 53 007 870 395. COLT0706

<sup>†</sup>Non-transferable.



COLT

