



MITSUBISHI  
MOTORS  
engineered to excite









## TESTED BY THE BEST IN THE BUSINESS

---

At Mitsubishi our cars face the ultimate test - rally driving. The lessons learnt from driving on bone-shaking, suspension-shattering terrain gives all of our cars uncompromising durability and reliability. The Lancer is no exception.

Over forty years of rally championships around the world have become the testing grounds for production of Mitsubishi vehicles. Like the punishing desert terrain of the Dakar - the world's toughest off-road rally plus the Australian and World Rally Championships, where Mitsubishi vehicles have been consistent winners.

It's Mitsubishi's commitment to constantly evolving technology that has seen our cars win some of the world's toughest rally races time and time again. The Lancer is yet another chapter in a long-running history of performance vehicles that transcend the world of rally driving to excel at everyday motoring.



## ENGINEERED TO EXCITE

---

Take the wheel of a new Lancer and discover the true essence of performance and technology. Technology like the 2.4L MIVEC powertrain delivering 25% more power than our previous rally-bred engine. And the rally-bred 'Sports Mode' automatic sequential gearshift, allowing optimal driver control, combined with the INVECS II 'Smart Logic' transmission system.

Whatever your driving requirements, Lancer has you covered with aggressive exterior styling, a refined sporty interior and the assurance of advanced safety control systems.


Technology, reliability and increased performance in our Lancer range are more impressive than ever. What we learn on the racetrack with our rally-winning competition vehicles, and tarmac-tearing Evolution Lancer, is brought to you in our entire range.

## LANCER VR-X

The rally-bred VR-X Sedan and Sportswagon are no ordinary road vehicles. Aggressive exterior styling, sports interior and advanced driver technology mean these rally-bred vehicles give a new dimension to your driving.

Standard features include 16" alloys, lowered sports suspension with front strut brace, rear stabiliser bar, privacy glass, sports mesh grille, a chrome exhaust tip and aggressive front fog lamps. Heart-stopping performance is combined with incredible braking power from front ventilated discs and solid rear disc brakes. ABS with Electronic Brakeforce Distribution (EBD) assists safe braking.


With a full colour-coded body kit and the choice of a 'Sports Mode' sequential automatic or rally-bred 5-speed manual transmission, you'll find this driver's car is as exciting to drive as it is to own.




1



2



3



4



5

- 1 Body Kit with Rear Spoiler
- 2 Front Strut Brace
- 3 Chrome Exhaust Tip
- 4 Integrated Front Fog Lamps
- 5 16" Alloys









5:30



104.7

Premium Audio System







1



2

## LANCER VR-X

The new sporty interior in the Lancer VR-X Sedan and Sportswagon is sure to hold you tight in the driver's seat.

The rally-style white instrument dials and leather steering wheel, parking brake and gearshift create a sporty interior with performance-enhanced driving controls at your fingertips. VR-X models feature a 6-speaker, 6 CD changer, AM/FM stereo, automatic climate control air conditioning, tinted privacy glass and dark titanium control panels.

With standard features across the range of Lancers, including power windows, cruise control, driver and passenger SRS airbags and power steering, you'll have great looks and superior performance.

1 6-Speaker,  
6 CD Changer,  
AM/FM Stereo

2 'Sports Mode'  
Transmission

3 Automatic  
Climate Control  
Air Conditioning

4 Aluminium Sports  
Pedals


5 Sports Seats



3



4



5

## LANCER LS

A car where no detail has been overlooked, Lancer LS standard features include cruise control, power windows, electric mirrors and driver and front passenger SRS airbags, ABS with Electronic Brakeforce Distribution (EBD) and remote keyless entry.

Along with these are additional luxury refinements like automatic climate control air conditioning, a leather-wrapped steering wheel, gearshift and parking brake, black woodprint and dark titanium instrument panel trim, a premium 6-speaker AM/FM stereo with 6 CD changer and 60:40 split folding rear seats allowing access to the boot for transporting large items.

Luxury additions are carried further than just the interior. Exterior finishes include chrome detailing and 15" alloy wheels. Lancer LS - for rally-bred handling combined with luxurious refinement.



- 1 6-Speaker, 6 CD Changer, AM/FM Stereo
- 2 15" Alloy Wheels
- 3 60:40 Split Folding Rear Seats
- 4 Automatic Climate Control Air Conditioning
- 5 Leather Steering Wheel, Gear Shift and Parking Brake
















## LANCER ES

The rally-bred ES Lancer looks as good as it is to drive. This feature packed vehicle offers excellent value for money with standard features like power windows, effortless power steering, air conditioning, cruise control, remote keyless entry, central locking plus driver and front passenger SRS airbags.

Additional exterior features also include electric mirrors, 15" wheels with full covers, 4-wheel disc brakes, ABS, Electronic Brakeforce Distribution (EBD) and colour-coded bumpers.

With Mitsubishi's new 2.4L MIVEC powertrain you can be assured of responsive engine performance and impressive fuel economy. Combine either of these with the high-performance 5-speed manual transmission or Mitsubishi's superior INVECS II 'Smart Logic' automatic transmission with 'Sports Mode', and you'll have a great value vehicle engineered to excite.



- 1 'Sports Mode' Auto
- 2 Cruise Control
- 3 Power Windows
- 4 Air Conditioning
- 5 15" Wheels with Full Covers

## LANCER SPORTSWAGON

A perfect balance of form and function in an exciting sporty package, that's the Lancer ES Sportswagon. All the standard features of the Sedan with room to carry bulky loads in style. Plus power windows, power steering, air conditioning, cruise control, remote keyless entry and central locking, 4-wheel disc brakes and driver and front passenger SRS airbags.

With Mitsubishi's new 2.4L MIVEC powertrain you can be assured of responsive engine performance and impressive fuel economy. With great performance comes great flexibility.

The Sportswagon features a handy underfloor storage compartment, a rear power socket in the cargo area and 60:40 split fold seats that suit a variety of seating positions.

For even more aggressive looks and sportier handling, the VR-X option offers privacy glass, lowered sports suspension and sports interior along with a host of other VR-X upgrades.



1



2



3



4

- 1 Underfloor Storage Compartment
- 2 Retractable Cargo Blind
- 3 60:40 Split Fold Seats
- 4 Rear Spoiler with High Mount Stop Light
- 5 ES Sportswagon
- 6 Flexible Seating Positions



5



6



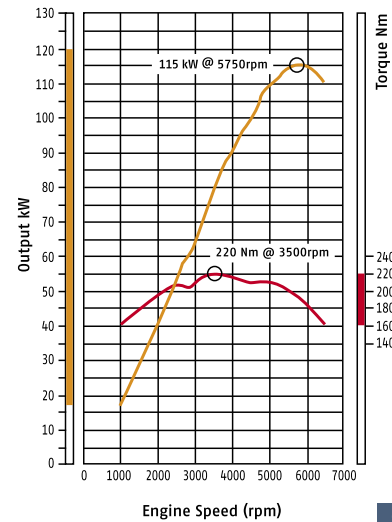




MILVAC



## 2.4L MIVEC Engine Performance Curves



1

## 2.4L MIVEC ENGINE

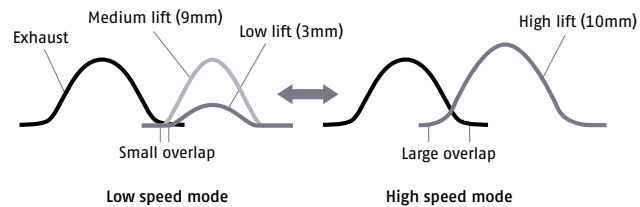
Mitsubishi's all new MIVEC (Mitsubishi Innovative Valve timing and lift Electronic Control) engine technology utilises a lightweight variable timing mechanism that perfectly matches engine performance to the driving conditions. Performance advantages include a 25% increase in power over previous Lancer engines, increased to 115kW. With superior acceleration and overtaking ability, exceptional fuel economy, a quieter drive and lower exhaust emissions you'll find Lancer is a true performer on the road.

The MIVEC engine detects the engine speed (at 3600rpm) and switches the power and torque output accordingly. In Low Speed mode the strength of the in-cylinder flow is boosted to deliver high torque while maintaining low fuel consumption and emissions.

In High Speed mode the cylinder valve intake remains open for longer to allow for increased air intake, producing greater power output.

The MIVEC engine's benefits include increased torque in low and mid-range speeds along with increased power at high levels. Advanced 2.4L MIVEC engine performance in all Lancers provides you with increased driver control through increased responsiveness for exhilarating fun-to-drive performance.

Mitsubishi Lancer - truly engineered to excite.



2

1 MIVEC Engine Performance Curves

2 MIVEC Operation - How it works (Low Speed Mode and High Speed Mode)

# PERFORMANCE

## SUSPENSION.

Lancer's precision balanced road holding is the result of Mitsubishi's pursuit for engineering that excites. Gleaned from some of the world's most challenging rally courses, the proven suspension system incorporates independent front MacPherson struts with a rear multi-link system as standard. VR-X models sport an additional front strut brace and are lowered for more advanced control.

The front assembly features a low roll centre for additional stability and control when accelerating into corners. Re-tuned for smoother, more predictable response, the rear suspension's increased rebound and the optimised link positioning of the three arms work to achieve a supple ride on any variety of road surfaces.



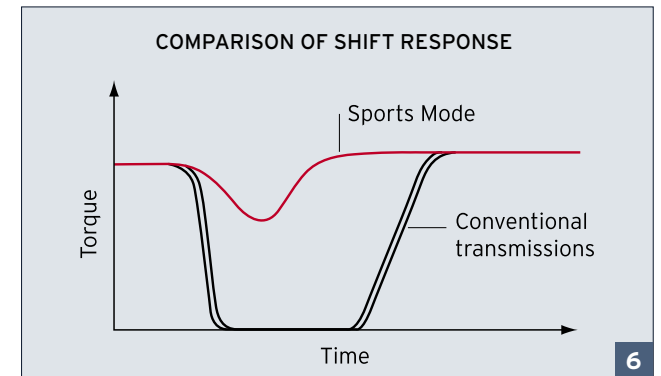
- 1 Front Strut Brace (VR-X)
- 2 Front Suspension
- 3 Rear Suspension
- 4 5-speed Manual Transmission
- 5 4-speed Automatic 'Sports Mode' Transmission
- 6 Shift Response Comparison

## 5-SPEED MANUAL TRANSMISSION.

Rally purists may opt for the sporty performance of the smooth-shifting 5-speed manual transmission that offers the excitement of hands on performance control. This precisely tuned system features keyless synchronisers on all gears to achieve a superior shift-feel and tighter gear ratios.

## INVECS II 'SMART LOGIC' 4-SPEED AUTOMATIC TRANSMISSION.

To provide smoother shifting during performance driving, the INVECS II transmission's on-board computer records driver preferences through data collected from the engine, steering and foot braking. The control logic then adapts the gearshift timing to suit each driver's style while minimising torque fluctuation for effortless acceleration and a more predictable ride.



## 'SPORTS MODE' AUTOMATIC RALLY-STYLE TRANSMISSION.

When the 'Sports Mode' function is engaged the transmission allows drivers to manually shift gears without using a clutch. The computer also monitors the engine speed to prevent potentially damaging or dangerous shifts. Clutch free operation reduces rev and torque loss usually associated with engaging and disengaging gears. Anyone can drive as professionally as a world-class rally driver with 'Sports Mode'.

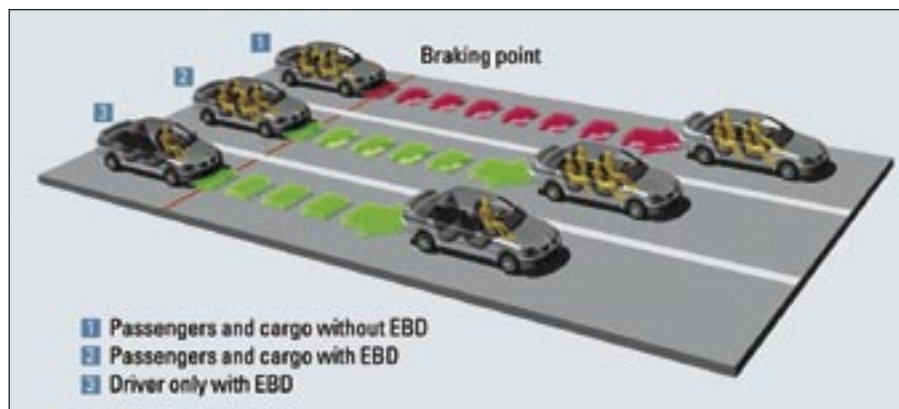
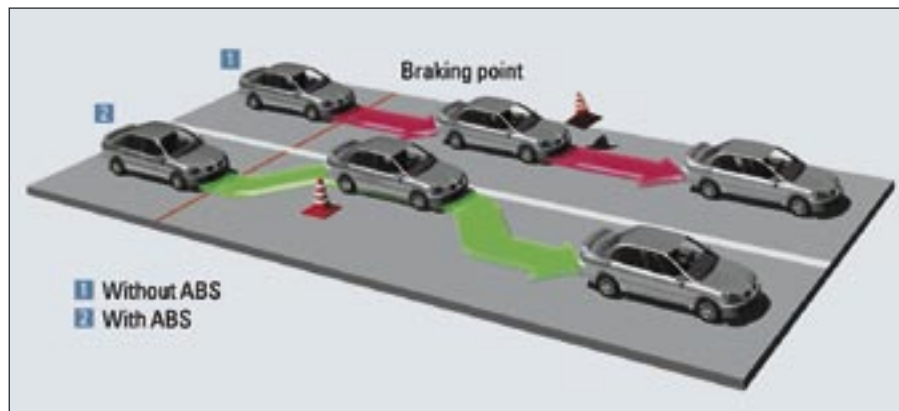


# SAFETY

.....

## ABS and EBD.

All Lancer vehicles offer an exhilarating driving experience with powerful performance. With this awesome acceleration comes all the stopping power of ABS (Anti-lock Braking System) with EBD (Electronic Brakeforce Distribution) and EBA (Emergency Brake Assist) standard across the range. When applying pressure to the brakes, ABS prevents tyre-lock and allows you to safely steer around vehicles or obstacles in emergency braking situations. Mitsubishi couples ABS with EBD, which automatically increases rear-braking force when carrying heavier loads or more passengers to reduce stopping distances.



## RISE BODY.

Bumper to bumper, Lancer was designed with safety as a high priority. Mitsubishi's monocoque RISE (Reinforced Impact Safety Evolution) body design combines energy absorbing front sections with a strong, rigid occupant cell to provide outstanding protection in the event of an accident. Front and rear crumple zones work with the rigid cabin and redirect impact energy away from you and your passengers.



## SRS AIRBAGS.

As much as you like to take charge, the one thing you can't control is the other driver. Fortunately, all Lancer vehicles come with driver and front passenger SRS airbags as standard and optional side and curtain airbags, so you and your passengers can have peace of mind to enjoy the journey.



## 3-POINT ELR SEATBELTS.

They might look simple, but there's a lot of technology behind Lancer's ELR (Emergency Locking Retractor) seatbelts. During sudden stops the belts automatically engage and retract to keep you tightly in your seat. Lancer's front seatbelts also feature height adjustment, pre-tensioners and force limiters. Rear seatbelts are fitted with ALR (Auto Locking Retractors) and all seatbelts have 3 anchor points, essential for securing child seats.

Deck Lid Spoiler with Stoplamp

Clear Tail Light (Sedan)

Chrome Body Strip

Rear Airdam

Side Airdams

Chrome Exhaust Tip



**LANCER ACCESSORIES INCLUDE:**

- 1 Sunguard (Sedan)
- 2 Bumper Protector (Sportswagon only)  
Bootflap Scuff Guard / Towbar and Towball Package
- 3 Cargo Net (Sportswagon)
- 4 Strut Brace (ES, LS)
- 5 Carpet Mat Set
- 6 Scuff Plates
- 7 Headlamp Protector
- 8 Bonnet Protector

## LANCER ACCESSORIES

Mitsubishi Lancer accessories add style, value and practicality to your vehicle while bringing more pleasure to your driving. You can be assured that Genuine Mitsubishi Accessories are engineered to the same exacting standards as your vehicle.





Chrome Mirror


Chrome Body Strip

Fog Lamps

Front Airdam



9



10



11




12



13



14




15



16



17



18

**LANCER  
ACCESSORIES  
INCLUDE:**

- 9 Side Weather Shields
- 10 Alloy Sports Pedal Set
- 11 Dash Mat\*
- 12 Cargo Mat (Sportswagon)
- 13 Cargo Liner
- 14 Cargo Liner (Sedan)
- 15 Door Edge Protector
- 16 Front Bumper Protector
- 17 Side Protection Moulding
- 18 Rear Separation Net (Sportswagon)

\*Diamond Spectrum Accessories.

Pictures are shown for illustration purposes and may not be product-specific. Please check with your Mitsubishi dealer for specific model applications.

# LANCER SPECIFICATIONS

## ENGINE

2.4 litre, SOHC 16-valve MIVEC MPI engine	
Bore x stroke	87.0 x 100.0mm
Capacity	2378 cm <sup>3</sup>
Compression ratio	9.5:1
Fuel system	ECI multi-point injection

## PERFORMANCE

Power	115kW @ 5750rpm
Torque	220Nm @ 3500rpm

## ELECTRICAL SYSTEM

Battery	12V
Alternator	110 Amp

## FUEL TANK CAPACITY 50 LITRES

## FUEL CONSUMPTION (ADR 81/01) L/100KM

	SEDAN/WAGON (M)	SEDAN/WAGON (A)
ES	9.4/9.5	9.4/9.5
LS	9.4/9.5	9.4/9.5
VRX	9.4/9.5	9.4/9.5

These figures are obtained from controlled laboratory tests conducted by Mitsubishi Motors Australia Limited to Australian Standard ADR 81/01 and are provided to assist you in comparing the fuel consumption of Lancer with other vehicles. The actual fuel consumption you achieve will depend, however, on many factors, including your driving habits, the prevailing conditions and your vehicle equipment, condition and use.



## EXTERIOR DIMENSIONS (MM)

	ES	LS	VR-X	ES (W)	VR-X (W)
Overall length	4470	4470	4535	4475	4540
Overall width	1695	1695	1695	1695	1695
Overall height	1430	1430	1415	1465	1450
Wheelbase	2600	2600	2600	2600	2600
Track - front	1470	1470	1470	1470	1470
Track - rear	1470	1470	1470	1470	1470
Ground clearance	150	150	135	150	135

## INTERIOR DIMENSIONS (MM)

	ES	LS	VR-X	ES (W)	VR-X (W)
Head room (front)	900	900	900	900	900
Head room (rear)	840	840	840	840	840
Leg room (front)	930	930	930	930	930
Leg room (rear)	785	785	785	785	785

## BOOT CAPACITY (L)

	ES	LS	VR-X	ES (W)	VR-X (W)
Sedan	430	430	430	-	-
Seat up with cargo blind	-	-	-	344	344
Seat up without cargo blind	-	-	-	591	591
Seat down	-	-	-	1079	1079

## KERB MASS (KG)

	ES	LS	VR-X	ES (W)	VR-X (W)
Manual	1255	1303	1285	1340	1355
Automatic	1275	1323	1305	1360	1375

## TRANSMISSION

5-speed manual, all synchromesh, floor shift  
4-speed automatic with 'Sports Mode' sequential style shift change and INVECS II 'Smart Logic'

## GEAR RATIOS 5 SPEED (M) 4 SPEED (A)

	5 SPEED (M)	4 SPEED (A)
1st	3.583	2.842
2nd	1.947	1.573
3rd	1.379	1.000
4th	1.030	0.688
5th	0.820	-
Reverse	3.363	2.214
Final Drive	4.058	4.212

## BRAKES

Power-assisted front disc brakes - 276mm vented disc with single pot callipers  
Power-assisted rear disc brakes - 262mm disc with single pot callipers  
Anti-lock Braking System (ABS) with Electronic Brakeforce Distribution (EBD)



ES	LS	VR-X	ES (W)	VR-X (W)
----	----	------	--------	----------

## STEERING

	ES	LS	VR-X	ES (W)	VR-X (W)
Power-assisted rack & pinion	S	S	S	S	S
Tilt-adjustable steering column	S	S	S	S	S
Turning circle	10m	10m	10.4m	10m	10.4m

## SUSPENSION

	ES	LS	VR-X	ES (W)	VR-X (W)
Front suspension - Independent MacPherson strut with coil springs	S	S	S	S	S
Rear suspension - Independent trailing arm multi-link with coil springs	S	S	S	S	S
Lowered sports suspension	-	-	S	-	S
Front strut brace	A	A	S	A	S
Front & rear stabiliser bar	S	S	S	S	S

## WHEELS

	ES	LS	VR-X	ES (W)	VR-X (W)
15" x 6.0JJ steel wheels - 195/55R 15 Yokohama tyres with full wheel covers	S	-	-	S	-
15" x 6.0JJ alloy wheels - 195/55R 15 Yokohama tyres	-	S	-	-	-
16" x 6.0JJ alloy wheels - 195/50R 16 Yokohama tyres	-	-	S	-	S
Full size spare wheel	S	S	S	S	S


## EXTERIOR STYLING


	ES	LS	VR-X	ES (W)	VR-X (W)
Body-coloured bumpers	S	S	S	S	S
Unique front bumper	-	-	S	-	S
Halogen complex surface reflector headlamp	S	S	S	S	S
Projector type front fog lamps	A	A	S	A	S
Sports mesh grille	-	-	S	-	S
Chrome rimmed grille	S	S	-	S	-
Body-coloured door mirrors	-	S	S	-	S
Door sash blackout	S	S	S	S	S
Chrome exhaust tip	A	A	S	A	S
Body kit - front, rear & side airdam	-	-	S	-	S
Ground effects kit	A	A	-	A	-
Body-coloured deck lid spoiler	A	A	S	-	-
Body-coloured tailgate spoiler	-	-	-	S	S
High mount stop lamp	S	S	S	S	S
Mudguards	S	S	-	S	-
Clear tail lights	A	A	S	A	-
Chrome body strip	A	A	A	A	A
Chrome side mirror cover	A	A	A	A	A
Bonnet protector	A	A	A	A	A
Door edge protector	A	A	A	A	A
Bumper bar protector	-	-	-	A	A
Sunguard	A	A	A	-	-
Side weather shields	A	A	A	A	A

## INTERIOR STYLING

	ES	LS	VR-X	ES (W)	VR-X (W)
Sporty black interior	S	S	S	S	S
White-faced instrument cluster	S	S	S	S	S
Leather 4-spoke steering wheel	-	S	S	-	S
Leather-wrapped gearshift	-	S	S	-	S
Leather-wrapped handbrake	-	S	S	-	S
Alloy sports pedals	A	A	S	A	S
Front and rear formed door trim cloth insert	S	S	S	S	S
Trunk room carpet trim	S	S	S	S	S
EVO GT-A type automatic shift knob	-	-	S	-	S
Silver mesh panel in dash	-	-	S	-	S
Black woodgrain panel in dash	-	S	-	-	-
Dark titanium heater control panel, radio facia & gearshift surround	-	S	-	-	S
See-through style headrests	-	-	S	-	S

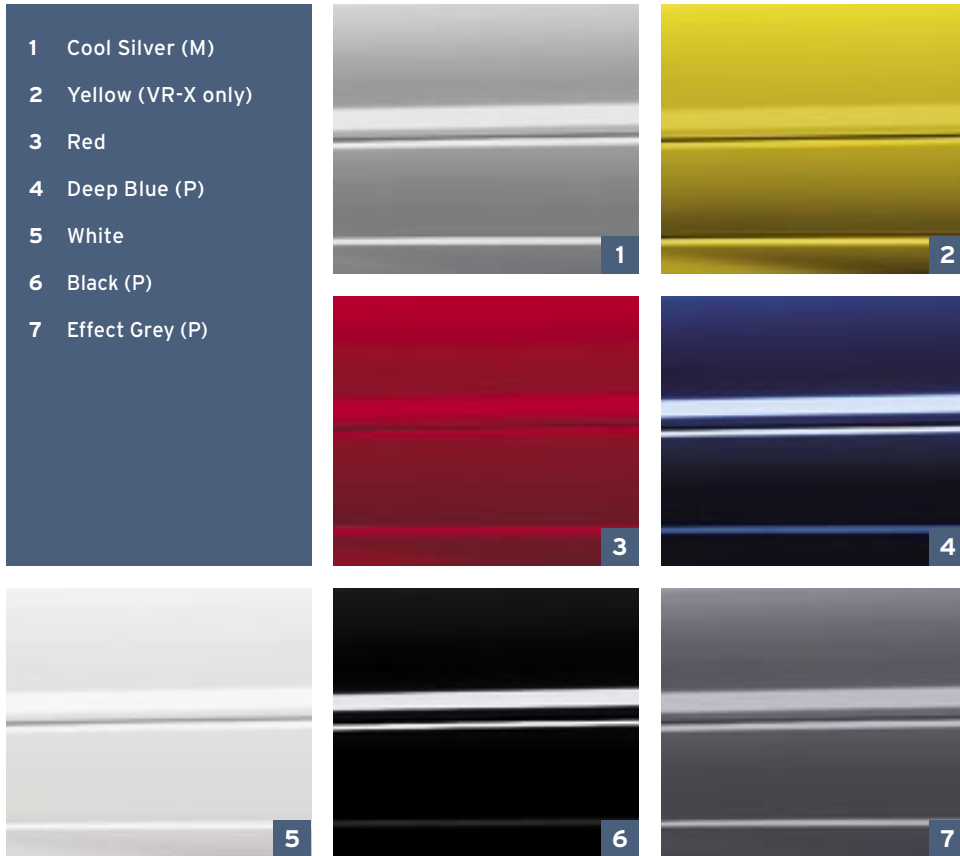


	ES	LS	VR-X	ES (W)	VR-X (W)
<b>AUDIO</b>					
Electronic tune AM/FM radio/CD with security code	S	-	-	S	-
Premium electronic tune AM/FM radio with in-dash 6-CD changer & security code	-	S	S	-	S
Number of speakers	4	6	6	4	6
Roof antenna	S	S	S	S	S
<b>SAFETY</b>					
Driver SRS airbag in steering wheel	S	S	S	S	S
Front passenger SRS airbag	S	S	S	S	S
Side and curtain airbags*	O	O	O	O	O
Anti-lock Braking System [ABS] with Electronic Brakeforce Distribution [EBD]	S	S	S	S	S
Dual horn	S	S	S	S	S
Driver & front passenger seatbelt pre-tensioners	S	S	S	S	S
Driver and front passenger seatbelt adjustable shoulder anchor	S	S	S	S	S
3-point lap sash seatbelts for all seating positions	S	S	S	S	S
Seatbelt warning lamp with timer	S	S	S	S	S
Childproof rear door locks	S	S	S	S	S
Child restraint anchor points	S	S	S	S	S
Tinted laminated windshield	S	S	S	S	S
* Not available with electric glass sunroof option					
<b>SEATING</b>					
Black cloth seat trim	S	S	-	S	-
Black with red weave cloth seat trim	-	-	S	-	S
Driver seat with slide, recline & height adjustment	S	S	S	S	S
Front passenger seat with slide & recline adjustment	S	S	S	S	S
Height-adjustable driver & passenger front seat head restraints	S	S	S	S	S
Height-adjustable rear seat head restraints (x3)	-	-	-	S	S
60:40 split folding rear seat	-	S	S	S	S
Seating capacity - 5 adults	S	S	S	S	S
<b>COMFORT</b>					
Air conditioning	S	-	-	S	-
Automatic climate control air conditioning	-	S	S	-	S
Power windows front & rear	S	S	S	S	S
Rear seat centre armrest	-	S	S	S	S
Electric glass sunroof**	-	O	O	-	O
Tinted side & rear glass	S	S	-	S	-
Privacy glass for rear side and rear glass	-	-	S	-	S
Assist strap x 3	S	S	S	S	S
**Not available with side and curtain airbags option					
<b>CONVENIENCE</b>					
Variable intermittent wipers	S	S	S	S	S
Rear window washer & intermittent wiper	-	-	-	S	S
Rear window demister	S	S	S	S	S
Electric door mirrors	S	S	S	S	S
Cruise control	S	S	S	S	S
Automatic transmission indicator with 'Sports Mode'	O	O	O	O	O
Trip meter - twin digital	S	S	S	S	S
Tachometer	S	S	S	S	S
Digital clock	S	S	S	S	S
Tilt-adjustable steering column	S	S	S	S	S
Room lamp - rear	S	S	S	S	S
Map lamps - front	-	-	-	S	S
Interior light activation on key removal	S	S	S	S	S
Headlight warning buzzer	S	S	S	S	S
Convenience lamp in boot	S	S	S	S	S

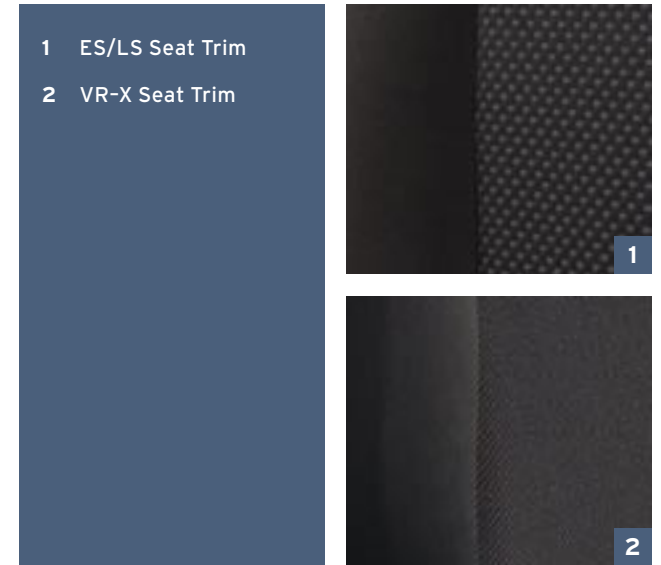
	ES	LS	VR-X	ES (W)	VR-X (W)
<b>CONVENIENCE (CONT.)</b>					
Driver & passenger sunvisor with vanity mirror & ticket holder	S	S	S	S	S
Day/night rear-view mirror	S	S	S	S	S
Driver footrest	S	S	S	S	S
Ashtray					
- front	S	S	S	S	S
- rear	-	S	S	-	S
Cigarette lighter	S	S	S	S	S
Remote boot lid release	S	S	S	S	S
Remote fuel filler door release	S	S	S	S	S
Coat hook	S	S	S	S	S
Pollen filter	S	S	S	S	S
Towbar package - 1000kg (100kg download)	A	A	A	A	A
Chrome towball	A	A	A	A	A
Bootflap scuff guard***	A	A	A	A	A
Carpet mat set	A	A	A	A	A
Scuff plates	A	A	A	A	A
Dash mat	A	A	A	A	A
Jack & tool set	S	S	S	S	S
***Diamond accessory					
<b>SECURITY</b>					
Radio wave keyless entry	S	S	S	S	S
Central door locking	S	S	S	S	S
Anti-theft encrypted immobilisation	S	S	S	S	S
Steering lock	S	S	S	S	S
Cabin illumination for safe entry	S	S	S	S	S
Flashing security lamp in radio	S	S	S	S	S
<b>STORAGE/CARGO</b>					
Door pocket - driver & front passenger	S	S	S	S	S
Front cup holders (2)	S	S	S	S	S
Rear cup holder in rear armrest (2)	-	S	S	S	S
Floor console box					
- no lid	S	-	-	S	-
- with lid	-	S	S	-	S
Glove box	S	S	S	S	S
Coin box	S	S	S	S	S
Cargo blind	-	-	-	S	S
Accessory socket	-	-	-	S	S
Cargo area underfloor storage	-	-	-	S	S
Cargo area side storage box	-	-	-	S	S
Cargo net	-	-	-	A	A
Cargo mat	-	-	-	A	A
Cargo liner	A	A	A	A	A
Rear separation net	-	-	-	A	A
Cargo barrier	-	-	-	A	A
Cargo capacity					
- seat up with cargo blind (344 litres)	-	-	-	S	S
- seat up without cargo blind (591 litres)	-	-	-	S	S
- seat down (1079 litres)	-	-	-	S	S
Boot capacity - 430 litres	S	S	S	-	-

S : standard O : optional A : dealer fitted accessory - : not available

# COLOUR RANGE AND TRIM



M : Metallic    P : Pearlescent



CODE	ES/LS BLACK CLOTH	VR-X BLACK/RED SPORTS TRIM
------	----------------------	----------------------------------

## MONOTONE COLOURS

Cool Silver (M)	CE	S	S
Yellow (VR-X only)	FX	-	S
Red	FY	S	S
Deep Blue (P)	CJ	S	S
White	FZ	S	S
Black (P)	CL	S	S
Effect Grey (P)	FB	S	S

Metallic and Pearlescent paints are optional extra.    S : standard    - : not available





**BETTER BUILT  
BETTER BACKED**

Your Mitsubishi vehicle is manufactured using the latest automotive engineering techniques and the most advanced methods of quality control to provide you with many years of motoring enjoyment.

#### **VEHICLE WARRANTY**

Mitsubishi Motors Australia Limited offers a 5 year/130,000km\* New Vehicle Warranty, a 10 year/160,000km\* Powertrain Warranty† and a 5 year Perforation Corrosion Warranty on all Mitsubishi cars and light commercial vehicles.

#### **ACCESSORIES WARRANTY**

Mitsubishi Motors Australia is committed to complete customer satisfaction. Therefore, when Genuine Mitsubishi Accessories are fitted to your new vehicle at time of delivery, they are covered by the Mitsubishi 3 year/130,000km\* Warranty. When they are fitted after purchase of your new vehicle they are covered for the remainder of the warranty or for 12 months/20,000km\*. In the case of Diamond Spectrum Accessories, the Warranty is 12 months/20,000km\*.



#### **CUSTOMER RELATIONS**

Please contact Mitsubishi Motors Australia Customer Assistance Centre on 1300 13 12 11 for any further information, other available services or the location of your nearest Mitsubishi Dealer.

Always consult your authorised Mitsubishi Dealer for the latest details on specifications, options, prices, availability and conditions on New Vehicle Warranty. All product illustrations and specifications referred to herein are correct at the time of publication approval. Subject to any applicable Federal, State or Territory Laws or ordinances, which may apply from time to time, Mitsubishi Motors Australia Limited reserves the right, without notice, or obligation, to discontinue or make changes to designs, specifications, colours and materials of the options and products referred to herein at any time without incurring any liability to any purchaser thereof. © Mitsubishi Motors Australia Limited. ABN 53 007 870 395. LANCH0805

\*Whichever occurs first. †Non-transferable.

### **Diamond Finance**

Take the burden out of financing your new Mitsubishi vehicle with our competitive, reassuring and completely flexible range of finance products developed by Mitsubishi Motors Australia Limited and St. George Motor Finance Limited.

### **Diamond Road Side Assist**

Peace of mind is guaranteed anywhere in Australia, 24 hours a day, 365 days a year with our fast, comprehensive, flexible roadside service offering assistance, repairs, towing and storage. Our Premium Road Side Assist clients also enjoy the added benefits of accommodation, medical and transport facilities.

### **Diamond Leasing**

Our tailored fleet leasing services offer innovative, highly competitive features such as card purchasing, roadside assistance, specialist maintenance services, accident and claims management, optional insurance and more.

### **Diamond Insurance**

With the sound backing of Swann Insurance and Mitsubishi Motors Australia Limited, Mitsubishi owners can choose between vehicle and personal protection solutions including motor vehicle, gap cover and loan protection insurance as well as a range of tailored warranty policies.



MITSUBISHI  
MOTORS

engineered to excite