



MITSUBISHI  
MOTORS  
engineered to excite







## TESTED BY THE BEST IN THE BUSINESS

---

At Mitsubishi our cars face the ultimate test - rally driving. The lessons learnt from driving on bone-shaking, suspension-shattering terrain gives all of our cars uncompromising durability and reliability. The Outlander is no exception.

Over forty years of rally championships around the world have become the testing grounds for production of Mitsubishi vehicles. Like the punishing desert terrain of the Dakar - the world's toughest off-road rally plus the Australian and World Rally Championships, where Mitsubishi vehicles have been consistent winners.

It's Mitsubishi's commitment to constantly evolving technology that has seen our cars win some of the world's toughest rally races time and time again. The Outlander is yet another chapter in a long-running history of performance vehicles that transcend the world of rally driving to excel at everyday motoring.



## ENGINEERED TO EXCITE

---

The Mitsubishi Outlander 4WD is bred from our best, the proven off-road rally champion, Mitsubishi Pajero. The Pajero's continued success at the Dakar Rally, as

well as the Australian Off Road Championships, helps us include rally-tested engineering in all our 4WDs. Some other highlights of the Outlander include the running gear and suspension system, both of which are derived from the rally-winning Lancer Evolution All-Wheel Drive.

## OUTLANDER VR-X

The Mitsubishi Outlander is the complete compact Four-Wheel Drive, offering a unique combination of sports styling and active dynamic handling, flexible interior space and ride comfort, plus unprecedented safety. With its constant 4WD, the Outlander is ideal for safe urban driving, while easily delivering superior handling on uneven country roads.

With an impressive overall length, width and wheelbase, Outlander delivers ample headroom and legroom. Seating five people in comfort, Outlander is perfect for getting away on weekends or for weeks at a time.

With its generous storage space and the flexibility of 60:40 split-fold rear seats, there is also plenty of room for all the gear you need to take.

- 1 Chrome Exhaust Extension
- 2 Dual Sunroof (Optional)
- 3 Retractable Headlamp Washers
- 4 17" Alloy Wheels



The exciting, sporty VR-X features dynamic exterior styling that's reflected in the aggressive lines, bold front grille design and European-influenced body shape. The full body-coloured exterior with silver front, side and rear accents (protectors), sports-tuned suspension and clear tail lamp lenses make the Outlander VR-X 4WD the perfect car for your active lifestyle.











ELITE

WELLINGTON RD.

Wellington Rd/S18

W Proceed to Route



- P  
+ - R  
- N  
- D

PUSH ON/OFF



1

## OUTLANDER VR-X

The modern, retro feel of the Outlander VR-X is reflected in the stylish, ergonomically designed cockpit, featuring twin dials that resemble aeronautical instruments and the latest technology of a Multi-Media entertainment system.

Including a 6.5" full-colour screen featuring satellite navigation, global positioning system (off-road mode), DVD, CD, AM/FM radio, MP3, with six speakers. The eye-catching instrument cluster is completed by a carbon fibre look dash, which incorporates a centrally mounted analogue clock with attractive chrome-plated bezel.

Outlander VR-X also features luxury leather and suede alcantara trim, chrome interior door handles, chrome scuff plates on the front doors and a chrome tailgate entrance strip, driver's seat back pocket, along with the safety of driver, front passenger and side SRS airbags.



2

- 1 Alloy Sports Pedals
- 2 Leather and Suede Sports Seats
- 3 Multi-Media - Satellite Navigation
- 4 Multi-Media - DVD



3



4





- 1 In-dash 6 CD Stacker
- 2 Fog Lamps
- 3 Automatic Climate Control
- 4 16" Alloy Wheels

## OUTLANDER XLS

The sporty XLS has all the exciting features you want, like fender flare extensions, body-coloured external side mirrors and door handles, premium seat trim, silver side skirt accents, plus a leather-wrapped steering wheel and gearshift lever.

For an active lifestyle the XLS has all the safety and security requirements you need, with ABS brakes incorporating EBD, driver, front passenger and side SRS airbags, privacy glass and a security blind for the rear luggage compartment.















## OUTLANDER LS

The LS model enables you to get up and go with ease, featuring power mirrors, air conditioning, AM/FM radio with single CD player and four speakers, central locking with remote keyless entry and height-adjustable central armrests for the driver and passenger.

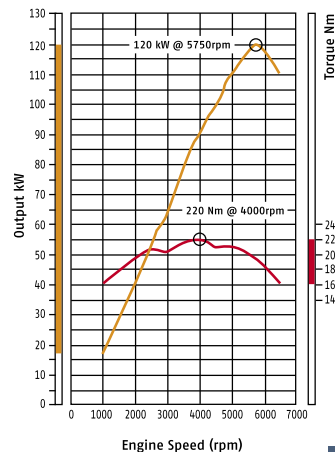
The LS safety features include ABS brakes with EBD as standard, driver and front passenger SRS airbags (with side SRS airbags optional) and rear roof spoiler with high mounted stop lamp. The large floor console box includes various easy-to-reach compartments for convenient storage, a lid for added security, and sturdy, enclosed cupholders for passenger and driver comfort.



- 1 Roof Rails
- 2 'Sports Mode' Auto
- 3 Cruise Control
- 4 Power Windows



2.4L MIVEC Engine Performance Curves



1

## ENGINE POWER

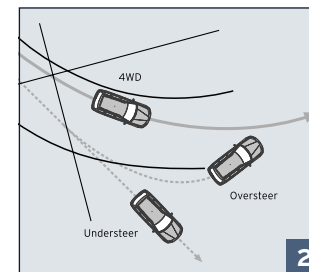
Mitsubishi's MIVEC (Mitsubishi Innovative Valve timing and lift Electronic Control) engine technology utilises a lightweight variable timing mechanism that perfectly matches engine performance to the driving conditions. This has the advantage of delivering exceptional fuel economy, low exhaust emission and a quiet drive as well as superior acceleration and superb overtaking ability.

The benefit of the 2.4 litre MIVEC engine is increased torque in low and mid-range speeds, along with increased power at high levels. The MIVEC engine detects the engine speed (at 3600rpm) and switches the power and torque output accordingly.

## ADVANCED 4WD SYSTEM

Using many elements developed through the famed rally-bred Mitsubishi Lancer Evolution range, the Outlander 4WD boasts superior roadholding and outstanding traction, which you can actually feel.

The constant 4WD system features a centre differential which distributes torque evenly to all four wheels. If the system detects slip in any of the wheels the Viscous Coupling Unit (VCU) regulates the torque to ensure that the car continues to corner efficiently, maintaining stability and power.



2



3

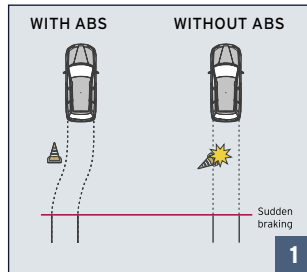
- 1 Engine Performance Curves
- 2 Constant 4WD
- 3 Advanced 4WD System



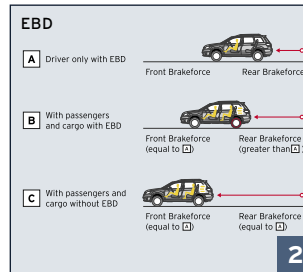
# TECHNOLOGY AND TRANSMISSION

## ABS WITH EBD.

Anti-lock Braking System (ABS) with Electronic Brakeforce Distribution (EBD) is standard on all models and provides greater braking performance with the ability to steer around vehicles or obstacles during emergency braking situations regardless of road conditions.



1



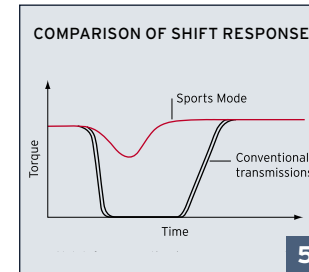
2

- 1 ABS
- 2 EBD
- 3 INVECS II
- 4 'Sports Mode' Sequential Shift
- 5 'Sports Mode' Shift Response Comparison
- 6 RISE Monocoque Body
- 7 Cargo Flexibility

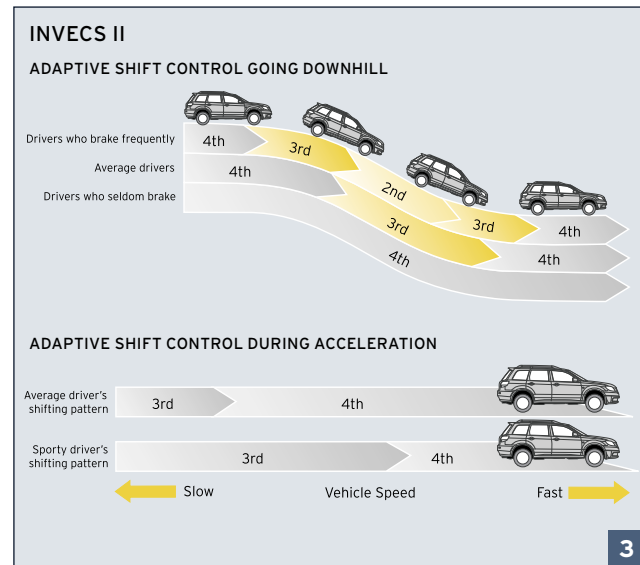


4

**'SPORTS MODE' AUTOMATIC TRANSMISSION.** When the 'Sports Mode' function is engaged, the transmission computer monitors the engine speed to prevent potentially damaging or dangerous shifts, while allowing drivers to manually shift gears without using a clutch. The advantage is that clutch-free operation reduces rev and torque loss usually associated with engaging and disengaging gears, maintaining precious momentum in off-road situations.



5



3

## INVECS II 'SMART LOGIC' AUTOMATIC TRANSMISSION.

To provide smoother shifting, the INVECS II 'Smart Logic' transmission system's on-board computer records each driver's preferences through data such as engine input and foot braking. The control logic then adapts the gearshift timing to suit the driver's style, while minimising torque fluctuation for effortless acceleration and a more predictable ride.

# CARGO AND PASSENGER FLEXIBILITY

The clever design and 60:40 split-fold second row seats allow for a wide variety of cargo and passenger configurations. Folding the rear seats forward creates one large space with the added flexibility of a completely flat floor (a huge 1049 litre\* capacity), providing a multitude of cargo and luggage-carrying options. With the seats up, there is still a generous 328 litres\* of storage space, or recline the passenger seat and remove the headrest to create a space capable of carrying items up to 2.4 metres in length. \*VDA method



7



6

# BUILT WITH SAFETY IN MIND

Mitsubishi's Reinforced Impact Safety Evolution (RISE) monocoque body design combines an energy-absorbing front section with a strong, rigid occupant cell to provide outstanding protection in the event of an accident.



**OUTLANDER ACCESSORIES INCLUDE:**

- 1 Cargo Net
- 2 Cargo Liner
- 3 Cargo Carpet Mat
- 4 Dash Mat\*
- 5 Astro 16" Alloy Wheels
- 6 Mako 16" Alloy Wheels
- 7 CD Stacker
- 8 Bootflap Scuff Guard\*

## OUTLANDER ACCESSORIES

These are just some of the accessories available for your Outlander 4WD. For a complete list and further details of all accessories, contact your local Mitsubishi Dealer.



1



2



3



4



5



6



7



8



Rear Parking Assistance

Weathershield

Front Mud Flaps

Towball and Chrome Cover

Towbar 1200kg

Chrome Exhaust Tip

**OUTLANDER ACCESSORIES INCLUDE:**

- 9 Wheel Arch Flares
  - 10 Fog Lamp Protectors
  - 11 Fog Lamp
  - 12 Rear Cargo Blind
  - 13 Locking Wheels Nuts\*
  - 14 Alloy Sports Pedals
  - 15 Carpet Mat Set
  - 16 Rubber Mat Set - Black or Grey
  - 17 Sunroof Windshield
  - 18 Luggage Pod
- Cargo Barrier also available but not shown



9



10



11



12



13



14



15



16



17



18

\*Diamond Spectrum Accessories. Pictures are shown for illustration purposes and may not be product-specific. Please check with your Mitsubishi dealer for specific model applications.

# OUTLANDER SPECIFICATIONS

ENGINE	
2.4 litre SOHC 16-valve MPI MIVEC (Mitsubishi Innovative Valve timing and lift Electronic Control)	
Bore x stroke	87mm x 100mm
Capacity	2378cm <sup>3</sup>
Compression ratio	9.5:1
Fuel system	ECI multi fuel inject
Maximum power (DIN)	120kW @ 5750rpm
Maximum torque (DIN)	220Nm @ 4000rpm
ELECTRICAL SYSTEM	
Battery	75D23L (520CCA/118RC)
Voltage	12V
Alternator	110 Amp
TRANSMISSION	
4-speed automatic transmission with 'Sports Mode' sequential style shift change and INVECS II 'Smart Logic'	
RATIOS	
First	2.842
Second	1.573
Third	1.000
Fourth	0.688
Reverse	2.214
Final drive	
Final gear ratio	4.625
CLUTCH	
Automatic	3 element torque converter with lock-up


DRIVE TRANSFER SYSTEM	
Type	Constant 4WD
BRAKES	
Anti-lock Braking System (ABS) with Electronic Brakeforce Distribution (EBD)	
Front	Ventilated discs
Rear	Discs
SUSPENSION	
Front	Independent - MacPherson Strut coil spring with anti-sway bar
Rear	Independent - Multi-link coil spring with anti-sway bar
STEERING	
Type	Power-assisted rack and pinion
WHEELS	
LS	16" x 6" JJ steel - full wheel cover
XLS	16" x 6" JJ alloy - 5-spoke
VR-X	17" x 6.5" JJ alloy - 5-spoke
Spare	Full size spare tyre - with steel wheel
TYRES	
LS/XLS	215/60R-16 95H
VR-X	215/55R-17 94V


EXTERIOR DIMENSIONS (mm)		LS	XLS	VR-X
Overall height	1680	1680	1680	
Overall length	4550	4550	4550	
Overall width	1750	1780	1780	
Track - front	1495	1495	1510	
Track - rear	1505	1505	1520	
Wheelbase	2625	2625	2625	
Turning circle	11.4m	11.4m	11.4m	
GROUND CLEARANCE		LS	XLS	VR-X
Ground clearance (unladen)	205mm	205mm	205mm	
Approach angle	21.4°	21.4°	21.4°	
Departure angle	22.2°	22.2°	22.2°	
Ramp angle	20.7°	20.7°	20.7°	
INTERIOR DIMENSIONS (mm)		LS	XLS	VR-X
Front leg room	1074	1074	1074	
Rear leg room	902	902	902	
Front head room	988	988	988	
Rear head room	970	970	970	
Front shoulder room	1425	1425	1425	
Rear shoulder room	1382	1382	1382	
Front hip room	1316	1316	1316	
Rear hip room	1316	1316	1316	



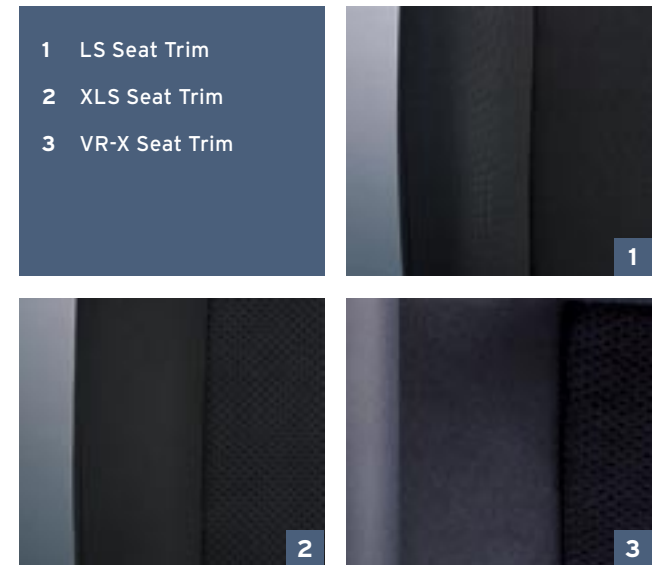

CARGO AREA (mm)		LS	XLS	VR-X
Cargo capacity: seats folded down		1049L	1049L	1049L
Length	1635	1635	1635	
Height	800	800	800	
Width	1015	1015	1015	
Cargo capacity: seats upright		328L	328L	328L
Length	720	720	720	
Height	795	795	795	
Width	1305	1305	1305	
CAPACITIES (kg)		LS	XLS	VR-X
Gross vehicle mass	2000	2000	2000	
Kerb mass	1560	1580	1575	
Payload**	440	420	425	
Gross combination mass	3200	3200	3200	
Maximum front axle load	1050	1050	1050	
Maximum rear axle load	1065	1065	1065	
Seating capacity	5	5	5	
** Payload includes occupants, fuel and fitted options (if any). The weight of these must be deducted from Payload to determine actual load-carrying capacity. Front and/or rear axle loads must not be exceeded.				
MAXIMUM TOWING CAPACITY* (kg)		LS	XLS	VR-X
With trailer brakes		1200	1200	1200
Without trailer brakes		570	570	570
Towball download		120	120	120
* Subject to State regulations and towbar designs. For further information refer to the Outlander Owner's Manual.				
FUEL TANK CAPACITY		LS	XLS	VR-X
Litres		60	60	60
FUEL CONSUMPTION		LS	XLS	VR-X
ADR81/01 (Litres per 100km)				
Combined		10.2	10.2	10.2
These figures are obtained from controlled laboratory tests conducted by Mitsubishi Motors to Australian Standard ADR81/01 and are provided to assist you in comparing the fuel consumption of Outlander with other vehicles. The actual fuel consumption you achieve will depend, however, on many factors, including your driving habits, the prevailing conditions and your vehicle's equipment, condition and use.				
MECHANICAL		LS	XLS	VR-X
Constant 4WD with Viscous Coupling Unit		S	S	S
Power steering		S	S	S
Power-assisted brakes		S	S	S
Front - ventilated discs		S	S	S
Rear - discs		S	S	S
Anti-lock Braking System (ABS) with Electronic Brakeforce Distribution (EBD)		S	S	S
Engine immobiliser		S	S	S
SUSPENSION		LS	XLS	VR-X
Independent type - MacPherson Strut coil spring with anti-sway bar		S	S	S
Independent type - Multi-link coil spring with anti-sway bar		S	S	S
Sports-tuned suspension		-	-	S
EXTERIOR STYLING		LS	XLS	VR-X
Body-coloured front grille		S	S	S
Body-coloured front and rear bumpers (with light grey undertone)		S	S	-
Body-coloured front and rear bumpers		-	-	S
Side skirts (with light grey paint undertone)		S	S	-
Side skirts (with silver accents)		-	S	S
Projector-style halogen headlights		S	S	S
Darkened headlamp surrounds		-	-	S
Headlamp washers - retractable type (in bumper)		-	-	S
Fog lamps (front)		A	S	S



	LS	XLS	VR-X
Body-coloured door mirrors	-	S	S
Body-coloured door handles	-	S	S
Sunshade band on windshield	S	S	S
Windscreen wiper/washer with 2-speeds and speed sensitive variable intermittent function	S	S	S
Rear roof spoiler with integrated stop lamp	S	S	S
Roof rails - tube style	S	S	S
Clear lens type rear combination lamps	-	-	S
Tailgate wiper/washer with intermittent function	S	S	S
Rear mudflaps	S	S	S
Chrome exhaust extension	A	A	S
<b>INTERIOR</b>			
<b>Audio</b>			
Security coded AM/FM Radio/CD player	S	S	-
Premium security coded Multi-Media system	-	-	S
In-dash 6 CD stacker	A	S	-
Roof-mounted antenna	S	S	S
No. of speakers	4	6	6
<b>MULTI-MEDIA</b>			
In-dash multi-function full-colour 6.5" media display screen	-	-	S
Satellite navigation***	-	-	S
Off-road navigation mode	-	-	S
Trip computer	-	-	S
Inclinometer	-	-	S
DVD/VCD/MPEG player	-	-	S
MP3 compatible CD player	-	-	S
Multi-Media remote control	-	-	S
***Satellite navigation mapping covers most established roads and highways as at software release date. Proposed and new road developments are not contained in the system software.			
<b>INTERIOR STYLING</b>			
Aero-inspired dash panel with silver insert trim	S	S	-
Aero-inspired dash panel with carbon fibre look trim	-	-	S
Ergonomic console-mounted gearshift lever	S	S	S
Leather-bound gearshift knob	-	S	S
Leather-bound steering wheel	-	S	S
Parking brake (foot pedal type)	S	S	S
Titanium look power window switch panel surrounds - front and rear	S	S	S
Chrome inner door handles	-	-	S
White face instrument dials with chrome bezels and white face analogue clock	S	S	S
Chrome scuff plates (front only)	-	S	S
Fully lined floor carpet	S	S	S
Matching carpet mats with VR-X embroidery	-	-	S
Alloy foot pedals	A	A	S
<b>SAFETY</b>			
Driver and front passenger SRS airbags	S	S	S
Side SRS airbags	O	S	S
Driver and passenger seatbelts with force limiters and pretensioners	S	S	S
Second row seatbelts with force limiters (including 'lap sash' seatbelt for second row middle seat)	S	S	S
Anti-lock Braking System (ABS) with Electronic Brakeforce Distribution (EBD)	S	S	S
Day/night rear-view mirror	S	S	S
Side door impact beams	S	S	S
Childproof rear door locks	S	S	S
Emergency door unlock function on impact	S	S	S
<b>SEATING</b>			
Cloth seat trim	S	-	-
Luxury cloth seat trim	-	S	-
Leather and suede alcantara seat trim	-	-	S
<b>Front seats</b>			
Sports-style bucket seats with added side bolster support	-	-	S

	LS	XLS	VR-X
Height-adjustable driver's bucket seat	S	S	S
Height-adjustable seatbelt anchors	S	S	S
Height-adjustable headrests - solid type	S	-	-
Height-adjustable see through type headrests	-	-	S
Driver's seat armrest - inbuilt and adjustable for height	S	S	S
<b>2nd row seats</b>			
60:40 split-folding function	S	S	S
Rear seat centre armrest	S	S	S
Height-adjustable headrests - solid type	S	-	-
Height-adjustable see-through type headrests (solid type on middle seat)	-	S	S
Child seat anchorage points on back of second row seat	3	3	3
<b>COMFORT AND CONVENIENCE</b>			
Air conditioning	S	S	S
Automatic climate control air conditioning	-	S	S
Pollen filter	S	S	S
Power windows front and rear with driver auto down function and key-off power delay	S	S	S
Dual sunroof - tilt and slide function	-	O	O
Cruise control	S	S	S
Central door locking (including tailgate) with remote integrated key entry	S	S	S
Power door mirrors	S	S	S
Sunvisors with vanity mirror and lid - driver and passenger	S	S	S
Tilt-adjustable steering column	S	S	S
Driver's footrest	S	S	S
Interior lamp with map reading lamps	S	S	S
Variable instrument lighting dimmer	S	S	S
Ignition key illumination	S	S	S
Headlamps "ON" - audible warning buzzer	S	S	S
Analogue instrumentation includes speedometer, tachometer, fuel gauge and water temperature gauge	S	S	S
Automatic position indicator in instrument cluster	S	S	S
Warning lamps include door and tailgate ajar, low fuel and seatbelts	S	S	S
Digital trip meter	S	S	S
Passenger-assist grab handles	S	S	S
Remote fuel filler door release	S	S	S
Rear window demister	S	S	S
<b>SECURITY</b>			
Central door locking (inc. tailgate) with auto relock function	S	S	S
Cabin illumination on unlock	S	S	S
Automatic cabin illumination on key removal	S	S	S
Flashing security lamp in security-coded radio	S	S	-
Premium Diamond Road Side Assistance	-	-	S
<b>STORAGE</b>			
Floor console box with lid	S	S	S
Front cupholders - concealed type (in floor console)	2	2	2
Rear seat cupholders (in centre seat armrest)	2	2	2
Seat back pocket - front passenger seat	S	S	S
Seat back pocket - driver seat	-	-	S
Front door trim map pockets	S	S	S
Tailgate inside grip handle	S	S	S
Glove box with illumination	S	S	S
Coat hooks	2	2	2
Coin tray in floor console	S	S	S
Accessory socket	S	S	S
Fully trimmed cargo area and tailgate	S	S	S
Convenience lamp in cargo area	S	S	S
Cargo blind	A	S	S
Cargo tie-down hooks	4	4	4

# COLOUR RANGE AND TRIM



	LS	XLS	VR-X
CODE	CLOTH	LUXURY CLOTH	LEATHER/SUEDE

## MONOTONE COLOURS

Cool Silver Metallic	CE	S	S	S
Wine Red Metallic	CF	S	S	-
Effect Grey	FB	S	S	S
White Pearl	DW	S	S	-
Black Mica	CL	S	S	S
Electric Blue	FC	-	-	S

S : standard    - : not available  
Metallic and Pearlescent paints are optional extra.





**BETTER BUILT  
BETTER BACKED**

Your Mitsubishi vehicle is manufactured using the latest automotive engineering techniques and the most advanced methods of quality control to provide you with many years of motoring enjoyment.

#### **VEHICLE WARRANTY**

Mitsubishi Motors Australia Limited offers a 5 year/130,000km\* New Vehicle Warranty, a 10 year/160,000km\* Powertrain Warranty† and a 5 year Perforation Corrosion Warranty on all Mitsubishi cars and light commercial vehicles.

#### **ACCESSORIES WARRANTY**

Mitsubishi Motors Australia is committed to complete customer satisfaction. Therefore, when Genuine Mitsubishi Accessories are fitted to your new vehicle at time of delivery, they are covered by the Mitsubishi 3 year/130,000km\* Warranty. When they are fitted after purchase of your new vehicle they are covered for the remainder of the warranty or for 12 months/20,000km\*. In the case of Diamond Spectrum Accessories, the Warranty is 12 months/20,000km\*.



#### **CUSTOMER RELATIONS**

Please contact Mitsubishi Motors Australia Customer Assistance Centre on 1300 13 12 11 for any further information or the location of your nearest Mitsubishi Dealer.

Always consult your authorised Mitsubishi Dealer for the latest details on specifications, options, prices, availability and conditions on New Vehicle Warranty. All product illustrations and specifications referred to herein are correct at the time of publication approval. Subject to any applicable Federal, State or Territory Laws or ordinances, which may apply from time to time, Mitsubishi Motors Australia Limited reserves the right, without notice, or obligation, to discontinue or make changes to designs, specifications, colours and materials of the options and products referred to herein at any time without incurring any liability to any purchaser thereof.  
© Mitsubishi Motors Australia Limited. ABN 53 007 870 395. OUTZF0508

\*Whichever occurs first. † Non-transferable.

### **Diamond Finance**

Take the burden out of financing your new Mitsubishi vehicle with our competitive, reassuring and completely flexible range of finance products developed by Mitsubishi Motors Australia Limited and St. George Motor Finance Limited.

### **Diamond Road Side Assist**

Peace of mind is guaranteed anywhere in Australia, 24 hours a day, 365 days a year with our fast, comprehensive, flexible roadside service offering assistance, repairs, towing and storage. Our Premium Road Side Assist clients also enjoy the added benefits of accommodation, medical and transport facilities.

### **Diamond Leasing**

Our tailored fleet leasing services offer innovative, highly competitive features such as card purchasing, roadside assistance, specialist maintenance services, accident and claims management, optional insurance and more.

### **Diamond Insurance**

With the sound backing of Swann Insurance and Mitsubishi Motors Australia Limited, Mitsubishi owners can choose between vehicle and personal protection solutions including motor vehicle, gap cover and loan protection insurance as well as a range of tailored warranty policies.



**MITSUBISHI  
MOTORS**

engineered to excite