




## { THE DREAM }

To create a performance car that feels like a luxury car.



# LEGEND

{ **INTRODUCING** } The new Honda Legend is here. Offering a tantalising combination of breathtaking performance and lavish design, this may well be the ultimate luxury performer. The culmination of years of development, the new Legend is a showcase for Honda innovations. From its world-beating handling system to its sumptuously appointed interior, it's packed with features. To give you a taste of what the new Legend has to offer, we've compiled this concise guide. Or, as the Latin form of legend denotes, 'things to be read'. ✿








**POWER** | 217kW V6 performance




**{ POWER }** Whatever road you're travelling on in the new Legend, it's more than capable of cruising at a very generous tempo indeed. And that's whether you're simply maintaining speed on uphill grinds, or requiring an extra burst of power when overtaking say, a triple-semi. All thanks to the astonishing 217kW of power and 351Nm of torque produced by its 24 valve, 3.5 litre, SOHC VTEC V6 engine. Or, put another way, the most powerful production engine we've ever built. ❁





**{ SUPER HANDLING }** Imagine you're cruising along a country road, at pace. Suddenly you hit a sharp bend, yet you feel no loss of steering or control. You've just experienced Honda's Super Handling All-Wheel Drive. The world's first system to distribute power not only between the front and rear wheels, but also between the left and right rear wheels. In addition the outside rear wheel can be sped up to generate greater turning force in a tight corner. Ah, the power of lateral thinking. 🌸



**SUPER HANDLING** | Ultimate cornering





COMFORT | Audio excellence

{ **COMFORT** } Sit back and relax - you're in the new Legend. In here, luxury starts instantly with the 8-way power driver's seat, with two programmable memory settings, so you can tailor your perfect driving position. The indulgence continues with the quality leather† seats. From there, take a moment to contemplate the serenity, courtesy of Active Noise Cancellation, which reduces external sounds, so the only thing you hear is your state of the art, in-dash CD/DVD Audio (with 6 disc changer) BOSE 10 speaker sound system. ❁



† Leather trim includes some PVC vinyl.





**CONTROL** | Gripping gear shifting



{ **CONTROL** } Something that comes in ample supply in the new Legend is control. While power is delivered smoothly from engine to road, thanks to the 5-speed sequential shift automatic transmission, full control is directly in your hands. Alternatively, changing gears manually is a dream with the centre console 'gun grip' shift knob. While the steering wheel mounted paddle shift controls let you change gears without taking your hands off the wheel, for the ultimate in Formula One inspired performance. 🌸





**STYLE** | Streamlined elegance



**{ STYLE }** As you can see, the new Legend's exterior styling perfectly complements its high-performance character. Its aggressive yet elegant form allows it to split the wind with grace. But of course, its exterior design features aren't just for show. Take the Legend's Active Front lighting System (AFS) and High Intensity Discharge headlights. Depending on which way the car is turning, AFS enables either one of the 'daylight-like' headlights to swivel outwards, to light up larger areas of road surface on bends. ❁







{ **SAFETY** } With so much power in your hands, it's comforting to know the Legend has safety to match. An array of advanced technologies ensure safe braking in all conditions. While Honda innovations like Advanced Compatibility Engineering and G-Force Control technology provide outstanding structural safety. These innovations combined with multiple airbags, deliver optimum occupant protection in the event of a collision. What's more, a rear-mounted video camera and in-dash monitor even allow for safer reversing. ❁



**SAFETY** | Complete protection



ENVIRONMENT | Global awareness



**{ ENVIRONMENT }** At Honda, our objective is to leave the smallest footprint on the planet. To reach this goal, we are enhancing our environmental conservation activities and strengthening our efforts to become a leader in the development and use of environmentally sound practices and products. The new Legend encapsulates this philosophy from its Low Emission Vehicle status, right down to the use of water-based paint to further minimise its impact on the environment. ❁





**{ SERVICE }** As a Legend owner you'll enjoy peace of mind, always. Your Legend comes with a 3 year/100,000km warranty, including a 3 year paint protection warranty and a 6 year rust perforation warranty. Meanwhile, our Dealer network will help you keep your Legend in peak condition. What's more, as a Legend owner you're entitled to exclusive membership of Honda's Total Luxury Care Program, 5-year subscription to Honda, The Magazine and access to our renowned after-sales website, HondaOne. 🌸






{ **EXTRA ELEGANCE** } With a car as magnificently finished as the new Legend, it's hard to imagine that any more could be added. But of course, everything can be enhanced – even the Legend. So to help you tailor your new Legend to suit your idea of perfection, a broad range of Genuine Honda Accessories are available. From sporty rear tail spoilers to elegant 4-spoke steering wheels, there are many stylish ways to personalise your new Legend, both inside and out. ❀



Accessories shown: rear tail spoiler, body coloured mud guards and rear parking sensors.



Rear tail spoiler



Select knob (available in black, grey or beige premium leather<sup>†</sup> and woodgrain look)



Steering wheel, 4-spoke (available in black, grey or beige premium leather<sup>†</sup> and woodgrain look)



Tailored mat set (available in black, grey or beige)

<sup>†</sup> Leather trim includes some PVC vinyl.



# LEGEND

FROM THE LATIN, 'THINGS TO BE READ.'

## { SPECIFICATIONS }

A more detailed list of 'things to be read'.



### POWERTRAIN

Engine	V6 - SOHC
Capacity	3.5 litre, 3473cc
Max power	217kW @ 6200rpm
Max torque	351Nm @ 5000rpm
Control system	Honda Programmed - Fuel Injection (PGM-FI)
Super Handling All-Wheel Drive (SH-AWD)	✓
Automatic transmission	5-speed with Paddle Shift & Grade Logic Control
Fuel type - 95 RON unleaded	✓
Drive by wire throttle	✓



### CHASSIS

Body type	Monocoque
Front suspension	Double wishbone
Rear suspension	Multi-link
Stabiliser bars	Front & rear
Power steering	✓
Wheel type	Alloy
Front brakes	Vented disc
Rear brakes	Vented disc



### EXTERIOR

Bumpers	Body coloured
Electric sunroof	✓
Fog lights	✓
Front wiper	2-speed variable intermittent & rain sensitive
Headlights	HID
Active headlights	AFS
Automatic headlights	✓
Keyless entry	✓
Heated power door mirrors	Body coloured (with indicators)
Rear window demister	✓



### INTERIOR

Accessory power outlet	✓
Air conditioning	Dual mode, dual zone climate control
Central locking	✓
Cruise control	✓
Front seat - power adjustment	(8-way) Driver & passenger
Glovebox - illuminated	✓
Head restraints	5
Lights-on warning	✓
Low fuel warning	✓
Active Noise Cancellation	✓
Outside temperature display	✓
Power windows	Auto up/down
Seat back pocket	✓
Seatbelt height adjuster	Front
Driver's seat	2x memory adjustment
Lumber support	Driver's seat
Seat trim material	Leather <sup>†</sup>
Heated seats	Driver & front passenger
Steering column	Tilt & telescopic adjustment
Tachometer	✓
Vanity mirror	Driver & passenger sunvisor
Windows	Heat absorbing
Woodgrain trim	✓

### SAFETY FEATURES

Airbag i-SRS - front	Driver & front passenger
Airbag SRS - side	Driver & front passenger
Airbag SRS - curtain	Front & rear
G-Force Control technology (G-Con)	✓
Advanced Compatibility Engineering (ACE)	✓
Anti-lock Brakes (ABS)	With EBD & Brake assist
Vehicle Stability Assist (VSA) with Traction Control (TCS)	✓
Reversing camera	✓
Child safety seat anchorages	3
Convex door mirror	Driver & front passenger
Front seatbelt pretensioners	Belt & buckle
Fuel tank roll-over valve	✓
Immobiliser system	✓
Progressive crumple zones	Front & rear
Seatbelt reminder	Driver
Front seatbelts	3-point ELR

Rear seatbelts	3-point ELR/ALR
Security alarm system	✓
Side impact protection	✓
Steering column	Energy absorbing type
Park brake	Foot operated

### DIMENSIONS

Length	4955mm
Width	1845mm
Height	1450mm
Ground clearance - laden	145mm
Weight - tare	1855kg
Wheel size	17 x 8J
Tyre size	235/50R17 100W
Towing capacity	Trailer with brakes 1300kg Trailer without brakes 750kg
Seating capacity	5
Fuel economy - combined	11.8 litres / 100km <sup>††</sup>
Fuel tank capacity	73 litres

### AUDIO

6 CD stacker with MP3, DVD Audio and WMA Compatibility	✓
Front speakers	2
Rear speakers	2
Centre speaker	1
Front tweeters	2
Rear tweeters	2
Subwoofer	1
Steering wheel audio controls	✓
Antenna - in-glass type	✓


### COLOURS

Exterior	Interior
Premium White Pearl	Ivory
Lakeshore Silver Metallic	Grey
Graphite Pearl	Black
Nighthawk Black Pearl	Ivory
Royal Ruby Red Pearl	Ivory
Desert Mist Metallic	Ivory
Opulent Blue Pearl	Black
Super Platinum Silver*	Grey

<sup>†</sup> Leather trim includes some PVC vinyl. <sup>††</sup> The fuel consumption figures quoted in this brochure are based on ADR81/01 test results. You may experience different results depending on driving conditions and the condition of the vehicle. \* Super Platinum Silver paint at additional cost.



{ COLOURS }




Premium White Pearl



Lakeshore Silver Metallic




Super Platinum Silver\*



Nighthawk Black Pearl



Royal Ruby Red Pearl



Opulent Blue Pearl



Graphite Pearl



Desert Mist Metallic