



Enjoy Your Work **K2900 CRDi**





It's all in the details

We've built a reputation for durability and value, and there's no better example of this than the Kia K2900 CRDi. With its good looks, dynamic performance and attention to detail, the K2900 CRDi sets a new standard for light trucks in every respect. The exterior is highlighted by a large protective front bumper, advanced aerodynamic cab design and generous glass area. What's more, the K2900 CRDi sports redesigned door handles and rear combination lamps that enhance styling and functionality.



a. Instrument cluster



b. Power steering with tilt adjustment

Work made simple

You spend a lot of your time working. Why not make it more enjoyable? The Kia K2900 CRDi development concept was based around giving you a better day at work. Ease of operation directly relates to how well the vehicle performs, which in turn relates to how well you're able to get your job done. Whether you're driving or taking a rest, the K2900 CRDi provides a relaxed and quiet atmosphere. There's standard air-conditioning, durable cloth trim, power windows and remote central locking – in fact, all the comforts you'd expect in a quality passenger car. Discover the user-friendly experience of driving the new K2900 CRDi.



Front seats

The K2900 CRDi's seating comes with extra thick padding in the backs and cushions, extended sliding range, lumbar support and 3-level headrests. The centre seat also turns into a handy storage area when folded.

a. Featuring silver bezel analogue gauges, along with an LCD odometer and clock, the instrument panel also features a fuel gauge that provides more precise readings. b. The precise steering is height-adjustable and features power assistance. c. The enlarged glove box incorporates two cup-holders within its lid. d. Power window controls are conveniently mounted on the door armrests. e. Door trims contain useful storage for documents and personal items. f. When folded forward, the centre seat-back turns into a double layer tray with two cup holders, memo clip and coin tray.



c. Glove box



d. Power windows



e. Door trim



f. Centre seat-back console



a. Folding-type securing lug*



b. Covered rear gate chains*



c. Covered edges on tray sides*



d. Easy-grip release handles*



Load or unload where it suits you

The K2900 CRDi is the right truck for big cargo hauling or any ground construction job. One of the key benefits of the K2900 CRDi is its versatile bed size. It's sized to allow the K2900 CRDi to use a wide range of loading locations. Other user-friendly features include: folding-type load securing stopper*, rubber wraparound rear gate chains*, rounded covers on the fold-down tray sides*, and reinforced gate hinges*.

Maximum payload:

With its new 2.9 litre turbo-diesel engine, the K2900 CRDi comfortably manages a heavy payload: 1,740kg in standard cab-chassis form, and 1,481kg with the factory-fitted steel tray*.

*Note: Factory-fitted steel tray is available at extra cost.

a. Long goods beyond the deck can be secured safely by a folding lug/stopper. b. Protecting the chain from corrosion to ensure long wear. c. Allows easier loading/unloading and more durability. d. The enlarged handle has a better grip while the inner spring smoothes movement. e. Opens quickly to refill fluids, change the air filter and service the wiper motor as easily as with a passenger vehicle. f. The foldable outside mirrors allow quick adjustment and the two convex-shaped mirrors virtually eliminate blind spots. The main convex reflects the normal view and the auxiliary convex shows wider angles.



Low deck, Standard cabin



e. Front bonnet



f. Twin outside mirror



a. J3 CRDi engine



b. Dual sealing lid

Most of all, we care about you

Cars are driven by people. Our engineers kept this firmly in mind when developing the new K2900 CRDi variant. For enhanced convenience, the TACS (Time Alarm Control System) functions as a battery saver, parking brake start warning and dimming cabin lamp. The opening semi-bonnet is designed to open like that of a passenger vehicle, providing easy checking and refilling of windshield washer fluid, coolant or air-conditioner fluid. Every little detail makes the K2900 easier to operate and offers more driving safety. The engine is paired with a sophisticated and reliable RT-10 5-speed manual transmission for smooth and precise gear shifting.

a. The 2.9-litre (J3) CRDi (Common Rail Direct injection) diesel engine provides powerful acceleration, excellent fuel economy and low emissions, delivering 92 kW of power at 3,800rpm and a strong 245 Nm of torque across a wide rev range: 1,500 – 3,250rpm. b. A clever dual-sealing lip on the engine inspection hatch (located beneath the front row centre seat) reduces noise and heat transfer into the cab.

Strength and safety combined

Kia has looked at strength from every angle, and the K2900 CRDi offers the excellent durability and safety you'd only expect to find on full-sized trucks or passenger cars. Comprehensive structural analysis has led to an extended front overhang for resistance to frontal impact, strengthened cabin, additional door impact bars, back panel reinforcement and side cross members. Plus a tighter cabin assembly fit, ladder-shaped chassis frame with double square beams and a new brake system incorporating front disc brakes.

Suspension and brakes

The 14" disc brakes are activated by a new, more powerful master cylinder. Improved from the previous 9" single booster, the K2900 CRDi obtains more capacity with an 8" + 9" tandem type booster. Gas shock absorbers have been fitted front and rear to ensure optimum road surface contact during cornering.






Specifications

Dimensions* (mm)	Model	K2900 CRDi		Dimensions* (mm)	Model	K2900 CRDi	
	Rear deck	Extra-Long / Low			Rear deck	Extra-Long / Low	
	Cabin type	Standard			Cabin type	Standard	
	Seat capacity	3			Seat capacity	3	
Overall	Length	5,120		Interior	Head room	1,026	
Overall	Width	1,740		Interior	Shoulder room	1,473	
Overall	Height	2,035		Rear deck	Length	3,110 (Factory steel tray)	
Wheelbase		2,615		Rear deck	Width	1,630 (Factory steel tray)	
Overhang	Front	1,200		Rear deck	Height	355 (Factory steel tray)	
Overhang	Rear	1,305		Rear deck	Deck height	760 (Factory steel tray)	
Track	Front	1,490		Ground clearance		135	
Track	Rear	1,340		Fuel tank capacity (litres)		65	
Interior	Leg room	1,008				* with optional factory-fitted steel tray	

Body & Interior Colours



Standard Cabin



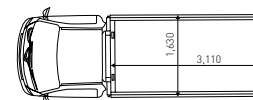
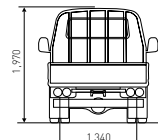
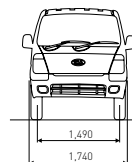
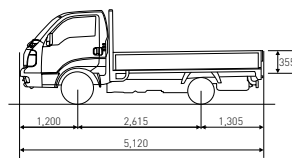
Clear White (UD)



Marine Blue (MA)



Cloth Seat (Urban gray)



Note: Factory-fitted steel tray available at extra cost. Wheel trims shown are available as a dealer-fit accessory at extra cost.

About Kia Motors Corporation

Kia Motors Corporation - one of the fastest growing automakers in the world - was founded in 1944 and is Korea's oldest manufacturer of motor vehicles. As part of the Hyundai-Kia Automotive Group, Kia aims to become one of the world's premier automotive brands. Kia's 12 manufacturing and assembly operations in 8 countries produce more than 1.3 million vehicles a year that are sold and serviced through a network of distributors and dealers covering 165 countries. Kia today has over 33,000 employees and annual revenues of almost \$19 billion. It is the major sponsor of the Australian Tennis Open and an official worldwide sponsor of the Davis Cup. Kia is an official automotive partner of FIFA - the governing body of the FIFA World Cup - as well as a EUROTOP Partner of UEFA. Kia Motors Corporation's brand slogan - "The Power to Surprise™" - represents the company's global commitment to surpassing customer expectations through continuous automotive innovation.

Kia Motors Australia reserves the right to discontinue or change the models, features, specifications, options, designs and prices of products referred to in this brochure without incurring any liability whatsoever to any purchaser or prospective purchaser of any such products. Some of the items herein are optional at extra cost. Consult your Kia dealer for the latest information on models, specifications, features, prices, options and availability. Factory warranty 5 years/130,000km - conditions apply, see your dealer for details.

Kia Motors Australia ABN 97 110 483 353 PO Box 7506, Silverwater NSW 2128 kia.com.au
Phone (toll free) 1800 600 010 Part number SPSK29001 Printing date: June 2008



Kia Motors Australia Sustainability Statement

Kia Motors, aims for growth that is in harmony with the environment throughout all areas of our business. We are striving to develop eco-friendly technologies, while minimising environmental impact. KIA MOTORS, DRIVING TOWARD A BETTER ENVIRONMENT.

