

→ Honda Legend



LEGEND

HONDA
The Power of Dreams

Honda Australia Pty. Ltd. ACN 004 759 611 ABN 66 004 759 611
95 Sharps Road, Tullamarine, Victoria, 3043. Freecall 1800 804 954. honda.com.au/cars


The fuel consumption figures quoted in this brochure are based on ADR81/01 test results. You may experience different results depending on driving conditions and the condition of the vehicle. The specifications and major features listed herein are accurate as at the date of printing (August 2008/09 YM). However, Honda Australia Pty. Ltd. reserve the right to change or modify specifications and major features at any time without prior notice. Due to ordering, shipping and freight factors, some colour and model availabilities may vary from time to time. Check with your Honda Dealer for current information on availability. Only Genuine Honda Accessories are made to fit Honda vehicles. For a Genuine Honda Accessory brochure contact your Honda Dealer or Honda Australia on 1800 804 954. Honda warranties only valid when vehicle driven under normal day-to-day driving conditions and due care is exercised by owner. Additional exclusions and conditions apply. Honda Australia recommends careful examination of all official Honda warranty documentation before purchasing. This brochure is printed on 80% post consumer fibre and 20% totally chlorine free pulp. It is FSC certified mixed source paper which ensures that all virgin pulp is derived from well managed forests and is manufactured by an ISO 14001 certified mill. HON 7572



THE DREAM

To create a performance car that feels like a luxury car.



 → The new-generation Legend isn't just your new car. It's the new car.




The new-generation Honda Legend is quite simply the most exhilarating, athletic sedan to ever wear the Honda badge. Quite a feat given the Legends that have come before it. But this latest incarnation, with its combination of performance, handling, style and luxury, represents the pinnacle of Honda's innovative engineering.



The new-generation
Legend is a showcase
for Honda innovations.

The new-generation Legend's
3.7 litre engine is very
close to perfection.



Select a mode to suit your mood.

The Legend has never been shy of flexing a little muscle when the situation demands it, and this latest model is no exception. In fact, this 3.7 litre SOHC VTEC V6 is the most powerful production engine we've ever built. An increased output of 226kW at 6300 rpm of power and greater lower end torque (370Nm at 5000 rpm, to be precise), make this new Legend significantly quicker off the mark. The athleticism of the Legend's V6 gives it a performance edge to make every drive truly exhilarating.

But if you're after an engine with a conspicuous growl, you'd better look elsewhere. Because as soon as the Legend's engine starts, so too does Honda's ingenious Active Noise Cancellation (ANC) system and Active Sound Control (ASC) noise abatement system. Both work together to reduce noise to a pleasant purr.

Of course, power is of little use without control, so the Legend is equipped with Super Handling-All Wheel Drive (SH-AWD). A world-first, this advanced system spreads force between all the wheels to help make cornering safer and surer. Which is just one of the reasons why the Legend's handling is so incredibly precise.

And whatever your driving mood, the Legend has a mode to suit. The silky-smooth 5-speed sequential shift automatic transmission means you're free to simply enjoy the ride. But if it's excitement you're craving, steering wheel mounted paddle shift controls let you change gears without taking your hands off the wheel, for a Formula One inspired performance.



Make your Legend
uniquely yours.

SH-AWD. Curves don't stand a chance.

Super Handling All Wheel Drive (SH-AWD) is the world's first AWD system that actively uses the driving force of the wheels to help steer the car.

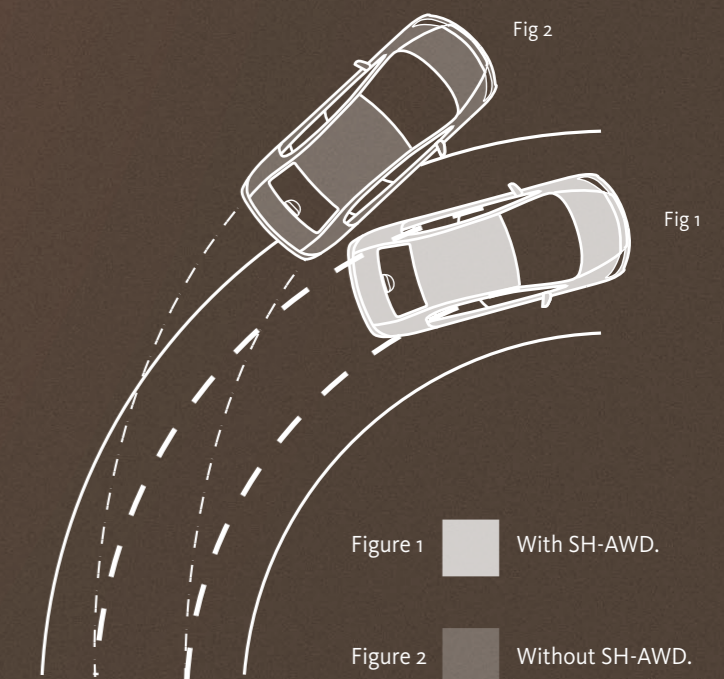
Conventional AWD systems distribute a limited amount of torque between the front and back wheels to aid the car's grip on the road. The amount of torque applied to the left and right wheels remains constant.

However, Honda's revolutionary SH-AWD system not only distributes torque between back and front for great grip, but also distributes drive torque between the left and right rear wheels for greater maneuverability and stability when cornering.

To get a better idea of how this works, think of a four-legged animal, such as a leopard, running. When it changes direction quickly, you'll notice that it actually kicks more powerfully with its outer rear leg than its inner one.

Honda has taken this concept of an animal kicking powerfully with its outer rear leg for nimble cornering, and developed the unique SH-AWD system which speeds up the outside rear wheel to generate greater turning force in a tight corner.

The result is handling that lets drivers trace their desired line through curves with greater ease and stability than ever before.





Sophisticated meets smart.

Where the Legend really shines, is with its smarts. Take, for example, its Active Front lighting System (AFS) and High Intensity Discharge (HID) headlights. Depending on which way the car is turning, AFS enables either one of the "daylight-like" headlights to swivel outwards, to light up larger areas of road surface on bends. Other touches include rain-sensitive wipers and illuminated door handles.

1 Seats. Luxurious ten-way power adjustable driver and front passenger seats, with two programmable memory settings in the driver's seat, let you tailor your perfect driving position.

2 Engine. Building a powerful engine is one thing, but our engineers also made the Legend's SOHC VTEC V6 smart enough to use just 11.3 litres of fuel per 100km*.


3 Five speed Sequential SportShift automatic transmission with paddle shifters. For a sportier feel, switch to manual mode and use the steering wheel mounted paddle shifters to put the Legend through its paces.

4 Super Handling All-Wheel Drive. SH-AWD is Honda's exclusive groundbreaking technology that distributes power between not only the front and rear wheels but also between the left and right wheels.

*Fuel consumption figures based on ADR81/01 test results. You may experience different results depending on driving conditions and the conditions of the vehicle.



The new-generation Legend is most emphatically a driver's car.



The art of design.

Super Platinum Silver interior colour model shown.

**Stylish, modern,
luxurious and now
more spacious.**

Once inside the Legend, you're cocooned in your own luxurious world. The pampering begins as you sink into the high quality leather† eight-way power adjustable driver and front passenger seats - with, two-way lumbar support. With two programmable memory settings in the driver's

seat, it allows you to tailor your perfect seating position. Once comfortably seated, you may well experience an unaccustomed sense of serenity. That's due to the Active Noise Cancellation (ANC), which employs a series of microphones and speakers to detect and then cancel out engine noise by

transmitting an opposite frequency within the cabin. So the only sound you'll hear is the state-of-the-art BOSE™ in-dash CD/DVD audio with six disc stacker and ten speakers. And to ensure you're always heading in the right direction, the Legend is also fitted with our satellite navigation system.

† Leather includes some PVC vinyl material.

 → Elegant from any angle.





Super Platinum Silver interior colour model shown.

Safety should never be a luxury.

The best way to stay safe is to stay in control. Which is where Honda's Super Handling All-Wheel Drive (SH-AWD) comes into play. This world-first distributes power not only between the front and rear wheels, but also between the left and right wheels. In addition, it can also speed up the outside rear wheel to generate greater turning force in a tight corner. So as well as keeping your adrenalin levels up

with its incredible handling, SH-AWD will also keep you anchored firmly to the road. The Legend is also equipped with Vehicle Stability Assist (VSA) and Traction Control System (TCS), which works in conjunction with SH-AWD.

Innovations like G-Force Control (G-Con) and Advanced Compatibility Engineering (ACE) immediately absorb

and disperse the force of the impact. The Legend is also equipped with dual front SRS airbags, driver and front passenger-side SRS airbags and curtain SRS airbags.

In a rear-end crash, active head restraints push the headrests back against the driver and front passenger, cancelling out the body's inertia and preventing neck injuries.

And just to prove that we've looked at making the Legend safer from every possible angle, we've even included a reversing camera that feeds directly to an in-dash monitor for improved reversing. After all, safety should never be a luxury.



Maintaining the Legend.

As a Legend owner you'll enjoy peace of mind, always. Our faith in the Legend's durability, quality and reliability is reflected in the three year/100,000km warranty and a six year rust perforation warranty* we offer with every Honda.

Together, we can ensure you are as happy with your Legend in the years to come as you are on the day you drive it out of the showroom.

*Honda warranties apply where due care is exercised by the owner and the vehicle is maintained in accordance with the owners manual. Please refer to Honda's warranty documentation for exclusions and conditions. Honda Australia recommends careful examination of all official Honda warranty documentation before purchasing.

Legend care.

We're quite certain that from the moment you slip behind the wheel of your new Legend, you'll feel as if it's a richly deserved reward for all your hard work. And we'd be the first to wholeheartedly agree. But as a Legend owner, your rewards don't end there. You'll receive a five year subscription to *Honda. The Magazine*, a publication that will keep you up-to-date with all that's new in the world

of Honda, as well as bring you fascinating articles about the world at large. You'll also have access to HondaOne, our renowned online resource that allows you to maintain an online service history and record personalised vehicle information as well as keep you informed of exclusive events, prizes, giveaways and holiday and accommodation deals.

 Athletic and exhilarating.




Dreams do come true.



we tested our new technologies in the most extreme conditions possible?

At Honda, we have always believed that racing is fundamental to our development. As our founder Soichiro Honda famously said "Without racing, there is no Honda." It is a statement that will always hold true. It's the ultimate testing ground and regardless of whether we win or lose, the same question is always asked – how can we improve performance? And you can be sure that for every improvement made on the track, there is an equal improvement made to every Honda vehicle that hits the road.



What if there was a car that only emitted water?

Obviously, the world would be a better place and the good news is, such a car already exists: the Honda FCX Clarity. It works by converting hydrogen into electricity, which leaves you with only one emission, H₂O. Production of the FCX Clarity has already commenced in the United States.



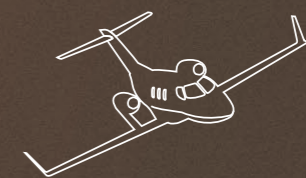
What if we had our own solar cell production company?

In recent times, Honda has branched out into mass solar cell production. Honda's unique C.I.G.S. solar cell produces the highest level of conversion efficiency in the thin film category and only requires half the energy to manufacture, so it's environmentally friendly throughout its entire life. Why does a vehicle company produce solar cells? Purely so we know that we are doing everything possible to help prevent global warming.



What if our technology was more ... alive?

ASIMO, the world's most advanced humanoid robot, was born from a dream to create a robot that could benefit people in everyday life. His name stands for Advanced Step in Innovative MObility, a title of which he's definitely worthy. Currently, ASIMO's capabilities include: running at 6 km/h, walking on uneven surfaces, turning smoothly, climbing stairs, pushing a cart, receiving and delivering trays and he can even dance if the occasion calls for it. Our dream is that one day, everyone will have an ASIMO of their own to help around the home or office.



What if a plane had its engines mounted on top of the wing?

Well, it would be a world-first and it would be called the HondaJet. Secondly, the engines would have to be in a special position on the wing we call 'The Sweet Spot'. That would then result in less drag at high speeds, 30% better fuel economy and because there is no need for structural engine mounts on the fuselage, 30% more cabin space.



Legend Specifications.

FEATURES	LEGEND
POWERTRAIN	
Engine	SOHC VTEC V-Shape 6 cylinder
Displacement (cc)	3664
Maximum power	226kW @ 6300 rpm
Maximum torque	370Nm @ 5000 rpm
Compression ratio	11.2
Bore x Stroke (mm)	90 x 96.0
Emission standard	Euro 4
CO2 emissions	210 g/km
Automatic transmission	5-speed with Sequential SportShift Paddle Shifters and Grade Logic Control
Fuel type	Unleaded (RON95)
Fuel supply system	Honda Programmed Fuel Injection (PGM-FI)
Super Handling All - Wheel Drive (SH-AWD)	✓
Drive by wire throttle (DBW)	✓
CHASSIS	
Body type	Monocoque
Front suspension	Double wishbone
Rear suspension	Multi-link
Stabilizer bars	Front and rear
Steering system type	Electric power steering rack and pinion
Front brakes	Ventilated disc
Rear brakes	Ventilated disc
EXTERIOR	
Active Front lighting System (AFS)	✓
Auto dimming door mirror	✓
Automatic on/off headlights	✓
Electric retractable door mirror	✓
Electric sunroof (with key off operation)	✓
Exhaust	Twin
Fog lights	✓
Headlights	HID with washer
Heated door mirrors	✓
Keyless entry (with boot release)	✓
Mirror integrated indicators	✓
Power, body coloured, door mirrors	✓
Rear window demister	✓
Reverse tilt door mirror	✓
Wipers	Auto 2-speed variable intermittent with rain sensor
INTERIOR	
Active Noise Cancellation (ANC)	✓
Active Sound Control (ASC)	✓
Acoustic windshield	✓
Accessory power outlet (12v)	✓
Air conditioning	Dual mode, dual zone climate control
- Rear ventilation	✓
Ashtray	✓
Auto dimming interior mirror	✓
Cigarette lighter	✓
Comprehensive interior lighting	✓
Cruise control	✓

Legend Specifications.

FEATURES	LEGEND
Digital clock	✓
Door pockets	✓
Driver seat adjustment	8-way power adjustable
- 2 x memory adjustment (Driver)	✓
Driver's footrest	✓
Electric rear sunshade	✓
Front passenger seat adjustment	8-way power adjustable
Head restraints	x5
- rear head restraints (x3) remote retractable	✓
Heated front seats	✓
Leather [†] wrapped gear shift knob	✓
Multi information display	✓
Outside temperature display	✓
Power adjustable lumbar support	2-way (Driver and front passenger)
Power windows (with key off operation)	✓
- auto up/down	Front and rear
Rear side sunshades (manual)	x2
Satellite navigation	✓
Seat back pocket	Driver and front passenger
Seat trim material	Leather [†]
Seatbelt height adjuster	Driver and front passenger
Steering column	Power tilt and telescopic adjustable
Steering wheel	Leather [†] wrapped
Tachometer	✓
Vanity mirror with illumination	Driver and front passenger
SAFETY	
Advanced Compatibility Engineering (ACE) body structure	✓
Airbags	Driver and front passenger
- front	Driver and front passenger
- side with OPDS	Front and rear
- curtain	Front and rear
Anti-lock Braking System (ABS)	✓
Central locking	✓
Child safety seat anchorages	x3
Convex door mirror	Driver and front passenger
Electronic Brake-force Distribution (EBD)	✓
Emergency Brake Assist (EBA)	✓
Front active head restraints	✓
Front seatbelt pre-tensioners	Belt and buckle (Driver and front passenger)
G-Force Control technology (G-Con)	✓
Hazard warning lights	✓
Immobiliser system	✓
Park brake	Foot operated
Progressive crumple zones	Front and rear
Reversing camera	✓
Seatbelt reminder	All passengers
Seatbelts	Front
- 3 point ELR	Rear
- 3 point ELR/ALR	✓
Security alarm system	✓
Side impact protection	✓
Transmission shift lock	✓
Vehicle Stability Assist (VSA) with Traction Control System (TCS)	✓

[†] Leather includes some PVC vinyl material.

Legend Specifications.

LEGEND	
GENERAL INFORMATION	
Overall Length (mm)	4995
Overall Width (mm)	1845
Overall Height (mm)	1450
Wheelbase (mm)	2800
Front track (mm)	1575
Rear track (mm)	1585
Ground clearance	
- Non-Load (mm)	143
- Full-Load (mm)	118
Kerb weight (kg)	1865
Fuel tank capacity (litres)	73
Fuel consumption - combined (litres/100km)*	11.3
Maximum towing capacity	
- trailer with brakes (kg)	1300
- trailer without brakes (kg)	750
- down force/tongue load (kg)	75
Seating capacity	5
TYRES & WHEELS	
Wheel size	18 x 8J
Tyre size	245/45R18 96Y
Wheel type	Alloy
Spare wheel type	Temporary
FEATURES	
Antenna	In-glass type
In-dash 6CD stacker premium audio	✓
AM/FM tuner, MP3, DVD audio and WMA compatibility	✓
Front door speakers	x2
Rear door speakers	x2
Front door tweeters	x2
Centre speaker (in the fascia)	x1
Subwoofer (in the parcel shelf)	x1
Rear tweeters (in the parcel shelf)	x2
Speed-sensitive Volume Compensation (SVC)	✓
Steering wheel mounted audio controls	✓
USB audio input	✓

COLOUR GUIDE

EXTERIOR	FINISH	INTERIOR	TRIM
Alberta White	Pearlescent	Ivory	Brown Woodgrain
Crystal Black	Pearlescent	Ivory	Brown Woodgrain
Opulent Blue	Pearlescent	Black	Brown Woodgrain
Royal Ruby Red	Pearlescent	Ivory	Brown Woodgrain
Silver Jade	Metallic	Black	Brown Woodgrain
Super Platinum Silver [^]	Metallic	Grey	Black Woodgrain
Tuscan Beige	Metallic	Ivory	Brown Woodgrain
Volcano Grey	Metallic	Black	Brown Woodgrain

* The fuel consumption figures quoted are based on ADR81/01 test results. You may experience different results depending on driving conditions and the condition of the vehicle.

✓ Standard feature

Colours.

Every way you look at it, it looks great.

This isn't an average car for average people. That's why the new-generation Honda Legend comes in a range of dynamic colours that are designed not only to suit you, but also to show that your new Legend really is one of a kind.



Super Platinum Silver interior colour model shown.



Alberta White



Tuscan Beige



Super Platinum Silver[^]



Silver Jade



Volcano Grey



Opulent Blue



Crystal Black



Royal Ruby Red

[^]Super Platinum Silver paint available for an additional cost.