

ASX



love that car



LOVE THAT CAR. WE WANT TO MAKE CARS THAT OWNERS WILL LOVE.
TO ACHIEVE THIS, WE SET THE HIGHEST STANDARD FOR
EVERY ASPECT OF OUR VEHICLES -
TECHNOLOGY, STYLING,
PERFORMANCE AND SAFETY -
AND THEN BACK THEM WITH AUSTRALIA'S BEST NEW CAR WARRANTY, CAPPED PRICE SERVICING AND CUSTOMER CARE PROGRAM,
MITSUBISHI DIAMOND ADVANTAGE.



OUR PROMISE

When you buy a Mitsubishi ASX, or any vehicle from our range, you're buying a vehicle that's backed by world-class research, technical innovation, and leading performance. In every area of our business, we're continually focussed on four key values. By following these values, we never fail to create superior vehicles that people love.

STREET PRESENCE



We design attention grabbing vehicles with real street presence. We're focussed on delivering a vehicle that not only defines the best in innovation but also embodies the essence of genuine performance, handling dynamics and absolute driving pleasure.

ADVANCED TECHNOLOGY



We'll continue to develop ground-breaking technology that focuses on better control, performance and lifestyle. This includes innovations such as Continuously Variable Transmission (CVT), Dusk Sensing Headlamps, Rain Sensing Wipers, Smart Key entry and One Touch Start system.

DRIVER CONFIDENCE



We're committed to raising the bar in terms of safety, which gives peace of mind to all occupants. Our Mitsubishi Reinforced Impact Safety Evolution (RISE) body design remains at the heart of our vehicle safety philosophy. Mitsubishi's leading active safety features like Active Stability Control, Active Traction Control and Hill Start Control puts ASX at the forefront of safety technology.

SUPERIOR VALUE



We'll constantly strive to deliver the ultimate customer experience at all times. This is reflected by the Mitsubishi Diamond Advantage, Australia's best new car warranty, capped price servicing and customer care, by our feature-packed vehicles such as the ASX, and our ongoing commitment to making our vehicles more cost effective and fuel-efficient.

THE ULTIMATE CITY COMPACT SUV

ASX combines the versatility and safety you would expect of an SUV with the compact size that's perfect for tight city parking and general manoeuvrability around town.

Its styling turns heads with its distinctive grille, alloy wheels and chrome trim.

Inside, ASX has plenty of space, seating 5 adults comfortably. There's a surprising amount of room in the hatch too, and you can fold the 60:40 split rear seat for even more if needed.

With six models across the ASX range, there's one to suit your individual needs down to the ground. ASX is available in 2WD, 4WD or the top of the line 4WD Aspire, and the option of a 2.0L MIVEC petrol or 1.8L MIVEC turbo diesel engine.



COMFORT AND INTERIOR STYLE

The ASX interior envelops you in comfort making it as striking on the inside as it looks on the outside.

Our aim was to get the balance between style, comfort, and practicality, just right.

For instance, the ergonomically designed seats are as comfortable as they look, and when combined with the telescopic steering wheel, offer the ideal driving position whatever your size. The instrument cluster has been designed to give the driver maximum visibility, while encased within ASX's gently rounded shape to blend seamlessly with the dash.

In the back ASX is surprisingly spacious with more leg room and head room than you would expect in such a compact SUV.

And throughout ASX, the clever storage space design means there's plenty of room for everything.





Aspire interior shown

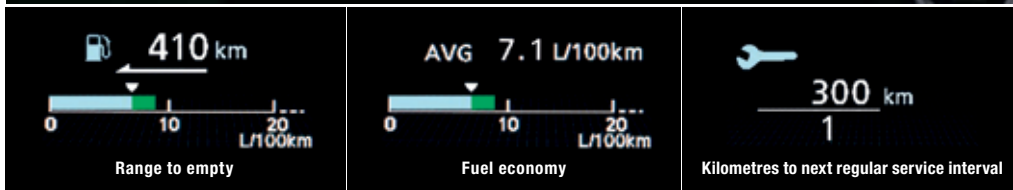
ASX. CONNECTED WITH TECHNOLOGY.

The technology inside the ASX is designed to be used easily and safely. Hands free Bluetooth® phone connectivity, USB input with iPod control, Rockford Fosgate® premium audio system and the Mitsubishi Multi Communication System (MMCS) keep all the information you'll need at your fingertips.

Staying connected in an ASX is easy with minimal interruption to the driver.

MULTI INFORMATION DISPLAY

Enclosed in a gently rounded form that blends seamlessly into the dash panel, the driver's side meter cluster is attractively laid out to maximise style and visibility. The silver-rimmed speedometer and tachometer are illuminated in blue for a sporty feel, and full colour, high contrast LCD Multi Information Display provides immediate information including fuel levels, trip and total distance, average speed, average fuel consumption and instant fuel consumption, kilometres to next regular service, outside weather conditions and vehicle status.



BLUETOOTH® HANDS-FREE PHONE CONNECTIVITY

ASX has the latest hands-free phone system technology with Bluetooth® phone connectivity, so you can make and receive calls at the touch of a button. Importantly, Bluetooth® is integrated through the vehicle's audio system, so the driver can stay focused on the road. And with Bluetooth®2.0 you can stream your music wirelessly to the audio system.



SMART KEY & ONE TOUCH START SYSTEM

Smart Key gives you complete key-less operation. With Smart Key, ASX recognises the key within a 70cm radius. So, you can lock and unlock the doors, open the tailgate and even start the engine with the touch of a button, all whilst the Mitsubishi Smart Key is tucked in your pocket or bag. The days of searching and fumbling for keys are over in your new ASX.



RAIN SENSING WIPERS

A sensor automatically detects moisture on the windscreen and, according to the amount of rain present, will activate the wipers at the appropriate speed.



DUSK SENSING HEADLAMPS

ASX has sensors that automatically switch on the headlamps when it gets dark or when travelling through a tunnel. That's one less thing to distract you from the road ahead.



MITSUBISHI MULTI COMMUNICATION SYSTEM (MMCS)

The Mitsubishi Multi Communication System is an integrated system that provides you with complete control over audio, media and communications via a 7" full colour in-dash touch screen. Not only can you control the satellite navigation and stereo system, but you can also make calls through the handsfree Bluetooth and control your iPod all via the touch screen. The MMCS screen also incorporates a reversing camera and allows you to customise features such as dusk sensing headlamp sensitivity, wiper speed, climate control and room lamp shutdown delay.

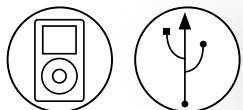
ROCKFORD FOSGATE® PREMIUM AUDIO SYSTEM

With 710 Watts, 9-surround sound speakers including integrated 10-inch subwoofer, every drive in an ASX will sound brilliant.



USB INPUT CONNECTS WITH YOUR MUSIC

With USB connectivity, you can easily access your music through the ASX audio system - whether it's on an iPod, iPhone, mp3 player or USB stick



*WIDE
OPEN SPACES.
AND THAT'S JUST
THE INTERIOR.*



With all the work that has gone into condensing ASX to just the right size for active driving fun, you may be surprised at all the spacious comfort for you and your passengers that ASX provides. Rear seat passengers will be amazed at the leg and headroom, and everyone will enjoy the soothing upholstery, available in luxuriant leather or soft fabric.

FLEXIBLE, SMART STORAGE

When designing the ASX, we wanted everything to have a place that is out of site, yet easily accessible when needed. The easy-opening tailgate is wide enough to provide ample space for even the bulkiest items, and the extra you want to carry.



USB CONNECTIVITY CLOSE AT HAND

Front floor console box contains handy USB connectivity and can take up to ten CDs. The cover can slide forward and back for use as an armrest and a tray is provided beneath the cover for storing iPod, mobile phones and other smaller items.



CONTROL AT YOUR FINGERTIPS

Control of your audio system and cruise control is at your fingertips with ASX's steering wheel mounted audio controls. What's more, Bluetooth® connectivity means you can take or make a call without taking your hands off the wheel.



TELESCOPIC STEERING WHEEL

The ASX steering wheel is adjustable and the steering wheel mount can be positioned up, down, in or out to achieve the best driving position for any driver.



60/40 SPLIT FOLD REAR SEATS

The seating of ASX can be transformed to adapt to the size and shape of your luggage load. The 60/40 split fold rear seats allow the versatility to carry bulky or odd shaped items with ease. Simply fold down any or all of the rear seats to help with storing those longer or more awkward pieces of luggage.



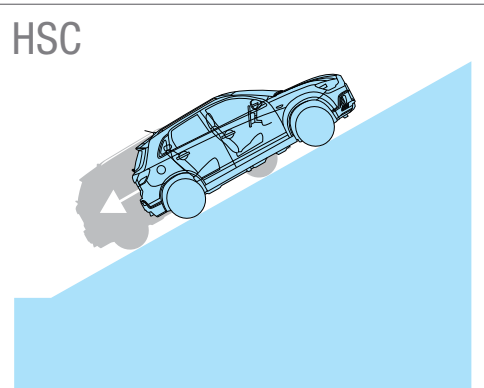
THE PEACE
OF MIND
OF ADVANCED SAFETY

ASX has a long list of some of the most advanced safety technology available, but it's the way all the different safety features work together that's even more impressive. The other great ASX safety advantage is its height which gives the driver greater vision on what's ahead.



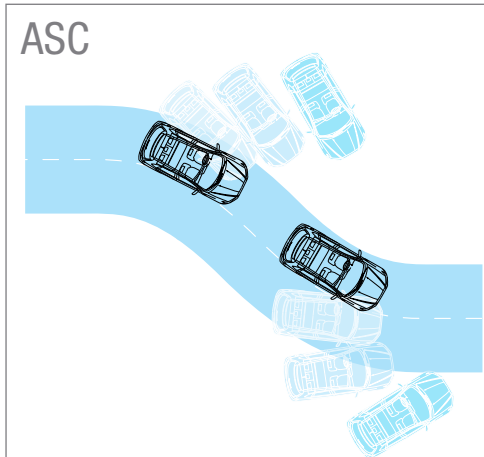
ALL WHEEL CONTROL (AWC)

ASX 4WD models come with AWC. The advantage of AWC is you can switch instantly (at speeds of up to 100km/h) between '2WD' if you want greater fuel efficiency and '4WD' if you need increased traction on slippery or loose roads. There's also a 'Lock' mode which provides positive drive to both front and rear wheels for when roads become unpredictable.



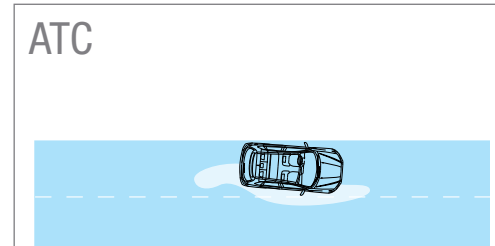
Hill Start Control (HSC)

This technology makes it easier to start off up steep city streets by preventing the vehicle from rolling backwards. It maintains the braking force for two seconds giving you time to move your foot from the brake to the accelerator.



Active Stability Control (ASC)

ASC maintains stability and control when cornering by automatically recognising under-steer and over-steer. It applies brakes to the appropriate wheels to keep you online through corners.



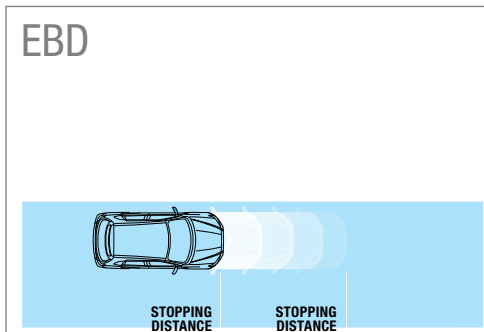
Active Traction Control (ATC)

ATC helps maintain traction on slippery surfaces. When sensing loss of traction in an independent wheel, ATC applies braking force to that wheel and sends extra power and torque to other wheels that have traction to keep you moving and in control.



Anti Lock Braking System (ABS)

ASX is equipped with ABS, which allows the driver to maintain steering control of the vehicle, letting the driver manoeuvre around objects under heavy braking conditions.



Electronic Brakeforce Distribution (EBD)

This technology reduces stopping distances by detecting passengers or heavier loads and then automatically increasing the rear-braking force to deliver predictable and consistent stopping performance.



RISE BODY

Mitsubishi's Reinforced Impact Safety Evolution body design system (RISE) with integrated chassis, is a highly rigid, one-piece shell. RISE integrates a rigid ladder frame, side impact bars with collision absorbing joints. This super strength cabin cocoons you and your passengers with outstanding protection in the event of an accident.

The side-frame door surrounds consists of a reinforced ring structure and the corners of openings such as rear door and tailgate are intensively reinforced to achieve a high degree of rigidity.



The frame comprises of pillars joined to the roof and a closed-section frame for the entire tailgate, with large cross members providing further reinforcements in the underbody.

Plastic Fenders – provide excellent shape recovery in the event of minor impacts.



REVERSING CAMERA & PARKING SENSORS

The MMCS reversing camera supplements the driver's rear field of view by automatically appearing on screen when the reverse gear is engaged. Combined with rear parking sensors that alert you when objects get a little close, parking your ASX into tight spots is easy.

COMPREHENSIVE 7 AIRBAG PROTECTION

ASX has 7 Supplementary Restraint System (SRS) Airbags – Side airbags for thorax protection, Curtain airbags that drop down from the ceiling and protect occupants from side collision, Driver & front passenger airbags for head on collisions and Driver's knee airbag to protect the legs and to stop the driver from sliding forward.

This comprehensive system is located to provide the ultimate in protection for all occupants in an accident.



ASX
PACKS

SUPERIOR ENGINE PERFORMANCE

WITH POWERFUL AND EXTREMELY FUEL EFFICIENT ENGINES

THAT COMBINE **LOW EMISSIONS**
WITH **PURE DRIVING PLEASURE.**

MIVEC ENGINES

Your ASX engine will have Mitsubishi's Innovative Valve Timing Electronic Control - MIVEC for short. MIVEC minimises fuel consumption at lower revs while increasing airflow at high revs for greater power and performance. The benefit to you is exceptional fuel efficiency and lower emissions, without sacrificing excellent driveability and responsive power.

MIVEC 2.0L PETROL ENGINE

If you want responsive city driving combined with very impressive fuel economy, the 2.0 litre 4 cylinder MIVEC engine is for you.

- 110kW of power
- 197Nm of torque
- 5 speed manual or 6-step CVT automatic transmission



MIVEC 1.8L DIRECT INJECTION DIESEL ENGINE

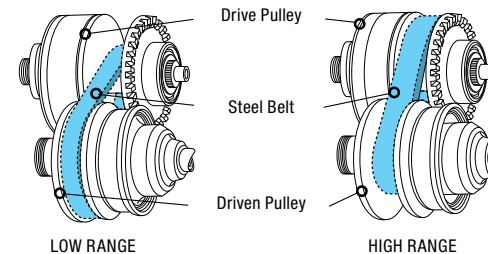
If exceptional economy is your priority, the 1.8 litre MIVEC turbo-charged common rail direct-injection diesel engine delivers the latest in diesel technology for superb fuel efficiency without sacrificing performance.

- 110kW of power
- 300Nm of torque
- 6 speed manual transmission

CONTINUOUSLY VARIABLE TRANSMISSION (CVT)

CVT offers infinitely variable gear ratios that allow the engine to always operate at optimum RPM, irrespective of the vehicle's speed. This maximises power and economy helping to ensure a smooth, stable ride with seamless gear changes.

Continuously Variable Transmission



SMART LOGIC

The Smart Logic transmission with INVECS III (Intelligent and Innovative Vehicle Electronic Control System) learns and adapts to each driver's preference by recording engine and brake data. The control logic then adapts gear ratios to suit your individual driving style. This makes for a better driving experience - and a more efficient one.

SPORTS MODE

Switch between the ease of a CVT automatic and the control of a 6-step manual transmission without a clutch. A clutch free operation reduces rev and torque loss when engaging gears, which maintains momentum while cornering.



PADDLE GEAR SHIFTS

Available on the ASX Aspire petrol model, the CVT in Sports Mode provides instantaneous 6-step manual control via the lightweight magnesium steering wheel paddle shifters putting the driver in complete control for sporty driving.



MITSUBISHI DIAMOND ADVANTAGE
AUSTRALIA'S

BEST NEW CAR WARRANTY AND CUSTOMER CARE

WHEREVER YOUR ROAD TAKES YOU, WE'LL BE RIGHT THERE WITH YOU.
IT'S PART OF OUR COMMITMENT TO ENSURING YOU ENJOY COMPLETE DRIVING
PLEASURE WHENEVER YOU GET BEHIND THE WHEEL OF YOUR MITSUBISHI.
NOTHING DEMONSTRATES THIS COMMITMENT BETTER THAN OUR

UNIQUE DIAMOND ADVANTAGE CUSTOMER CARE PACKAGE.

10 | **5**
YEAR | YEAR

**MITSUBISHI
DIAMOND
ADVANTAGE**

**AUSTRALIA'S BEST
NEW CAR WARRANTY,[†]
CAPPED PRICE SERVICING^{*}
AND CUSTOMER CARE[^]**

WARRANTY 10/5YR	CUSTOMER ASSIST 24/7	5YR ROADSIDE ASSIST	CAPPED PRICE SERVICING	GENUINE SERVICE	GENUINE PARTS	200+ DEALER NETWORK	FINANCE	INSURANCE
Mitsubishi Motors Australia Limited offers a 10 year/160,000km (whichever comes first) non-transferable Powertrain Warranty, a 5 year/130,000km (whichever comes first) New Vehicle Warranty and a 5 year Perforation Corrosion Warranty on all Mitsubishi cars and light commercial vehicles. Service conditions apply. See your dealer for details.	We're here to help, 24 hours a day, seven days a week. So just call Mitsubishi Motors Australia Customer Assistance Centre on 1300 13 12 11 if you have any questions, or for the location of your nearest Mitsubishi Dealer.	Peace of mind is guaranteed anywhere in Australia with our free 5 year/130,000km (whichever comes first) Roadside Assist, 24 hours a day, 365 days a year. Our fast, comprehensive roadside service offers assistance, repairs, towing and storage. Our Premium Roadside Assist clients also enjoy the added benefits of accommodation, medical and transport facilities. Service conditions apply.	Enjoy 'no surprises' certainty when you book your Mitsubishi in for its regular service requirements. Your servicing costs will be capped for the first 4 years or 60,000km of driving, whichever occurs first up to the first four Regular Services. Conditions apply.	Mitsubishi offers one of Australia's best service intervals of 12 months/15,000 km (whichever comes first). Regular scheduled servicing ensures the long-term reliability and safety of your Mitsubishi and our Scheduled Service Program also helps protect your car's resale value.	Your Mitsubishi will be serviced regularly by skilled Mitsubishi-trained technicians. Only genuine Mitsubishi parts are fitted to your car during scheduled servicing – parts that have been fully tested and meet Mitsubishi's stringent quality control. All these parts carry the Mitsubishi Genuine Parts 12 months/20,000 km (whichever comes first) guarantee.	With a network of more than 200 dealers, Mitsubishi is never too far away.	Take the burden out of financing your new Mitsubishi vehicle with our competitive range of finance products, developed by Mitsubishi Motors Australia Limited and St. George Motor Finance Limited.	With the sound backing of Swann Insurance and Mitsubishi Motors Australia Limited, Mitsubishi owners can choose between vehicle and personal protection solutions including motor vehicle, gap cover and loan protection insurance as well as a range of tailored warranty policies.



†10 year or 160,000km Powertrain Warranty (whichever comes first) (non transferable). 5 year or 130,000km New Vehicle Warranty (whichever comes first).
^5 year or 130,000km Roadside Assist (whichever occurs first). Service conditions apply. *4 year or 60,000km Capped Price Servicing (whichever comes first).
Conditions apply. See your Dealer for full details.

11MY February 2011

mitsubishi-motors.com.au

Specifications and features may vary by model. Please refer to the Specifications Booklet enclosed or mitsubishi-motors.com.au for full information.
As features can change without notice, confirm the equipment level of your vehicle with your Mitsubishi dealer. asx1102. MIT4114 .



ASX

SPECIFICATIONS & FEATURES



love that car



MITSUBISHI ASX – KEY FEATURES BY MODEL



2WD

Mechanical

2.0L 4cyl DOHC 16 valve MIVEC engine
5 speed manual transmission
Continuously Variable Transmission (CVT) with INVECS III
Smart Logic and 6 step Sports Mode (optional)
Electric power steering

Exterior

16" Alloy wheels
Body colour door handles
Body colour door mirrors
Rear spoiler with high-mount stop lamp
Rear mudflaps
Body colour side airdam
Roof rails

Interior

Leather bound steering wheel
Leather bound gearshift
Silver accent trim
Door trim with cloth inserts
Carpet floor covering
Chrome inside door handles
Gearshift panel with chrome

Comfort

Climate control air-conditioning
2nd row rear heater duct
Tilt and telescopic steering column
Rear window demister
Retractable assist grips (4)
Driver foot rest

Convenience

Cruise control with steering wheel controls
Keyless entry with 2 transmitters
Power windows front and rear (driver auto up and down)
Electric tailgate opener
Ignition key cylinder illumination with delay timer
Power door mirrors with electric fold control
Variable intermittent windscreen wipers
Rear window intermittent wiper and washer
Room lamp
Map lamp
Sunvisors with illuminated vanity mirrors and ticket holder
Cargo room lamp
Welcome light
Coming home light
Multi information display
Trip computer
Headlamps on warning
Door and tailgate ajar warning
Low fuel warning
2 Accessory power sockets (console and instrument panel)

Storage

Glovebox – Illuminated
Floor console with upper and lower storage
Front door pockets
Passenger seat back pocket
Luggage tie down hooks
Front door bottle holders
Cup holders

Seating

Cloth seat trim
Driver seat with slide, recline and height adjuster
Passenger seat with slide and recline adjuster
Height adjustable headrests
60/40 split fold rear bench seat with recline

Audio & Media

AM/FM radio with single CD/MP3 player
4 speakers
USB input
Auxillary input
iPod control

Safety

Side and curtain SRS airbags
Driver and front passenger SRS airbags
Driver knee airbag
Anti-lock Braking System (ABS)
Electronic Brakeforce Distribution (EBD)
Active Stability Control (ASC)
Active Traction Control (ATC)
Hill Start Control (HSC)
Reinforced Impact Safety Evolution (RISE) body

Side door impact beams
Intrusion minimising brake pedal
Power brake booster with emergency brake assist system
3-point Emergency Locking Retractor (ELR) seatbelts (all positions)
Auto Locking Retractor (ALR) seatbelts on outbound rearseats
Front seatbelt pretensioners & force limiters
Front seatbelt height adjustable shoulder anchorages
Seatbelt warning lamp-driver & front passenger
Tether anchor child restraint points (3)
Child proof locks
Day/night rear view mirror

Security

Anti-theft encrypted engine immobiliser
Theft protection alarm
Diamond Advantage roadside assistance – 5 years

Options – Convenience Pack

¹Bluetooth® 2.0 handsfree phone with steering wheel mounted controls and voice control
Steering wheel mounted audio controls
Chrome exhaust tip
Reverse parking sensors

¹Bluetooth® phone connectivity depends on your phone compatibility.



4WD (Features Additional to 2WD)

Mechanical

All Wheel Control (AWC)

2.0L 4cyl DOHC 16 valve MIVEC petrol engine with Continuously Variable Transmission (CVT), INVECS III Smart Logic and 6 step Sports Mode

or

1.8L 4cyl 16 valve MIVEC intercooled turbo common rail direct injection diesel engine with 6 speed manual transmission

Exterior

Front fog lamps

Chrome exhaust tip

Audio & Media

¹Bluetooth® 2.0 handsfree phone connectivity with steering wheel mounted controls

Steering wheel mounted audio controls

Safety

Reverse parking sensors



ASPIRE (Features Additional to 4WD)

Exterior

17" Alloy wheels

Privacy glass

Chrome bezel for fog lamps

Chrome radiator grille surround

Chrome belt line moulding

Interior

Leather look door trim

Comfort

Automatic rain sensing wipers

Automatic dusk sensing headlamps

Convenience

Smart Key

One Touch Start System

Seating

Leather seat facings with driver power seat

Heated front seats

Rear centre armrest with cupholders

Audio & Media

²Mitsubishi Multi Communication System (MMCS) with satellite navigation

Rockford Fosgate® premium 710 Watt audio

with 9 speakers including 10-inch subwoofer

Video input

Safety

Reversing camera

Options

Panoramic roof

¹Bluetooth® phone connectivity depends on your phone compatibility.

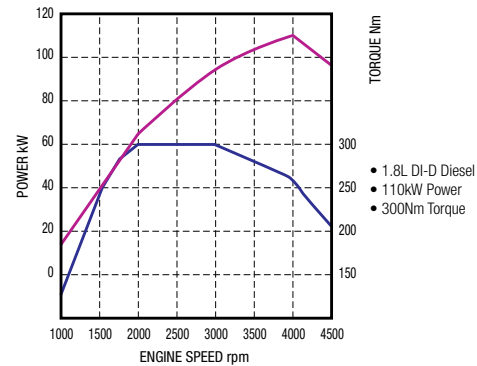
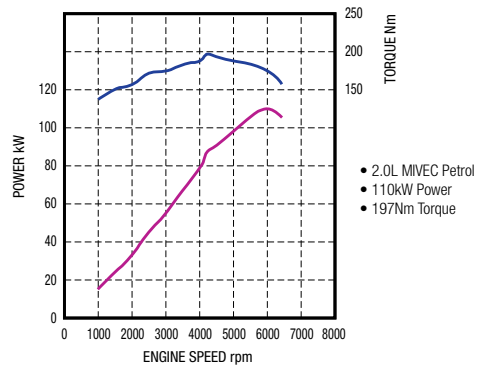
²When MMCS is fitted, USB input, 6 CD changer, and Bluetooth® 2.0 wireless data transfer functionality is deleted. Navigation voice recognition commands replace Bluetooth® voice recognition commands.

ASX SPECIFICATIONS

Engine	2WD/4WD/Aspire	4WD/Aspire
Type	2.0L 4cyl DOHC 16 valve MIVEC petrol	1.8L 4cyl 16 valve MIVEC intercooled turbo common rail direct injection diesel
Bore x Stroke (mm)	86.0 x 86.0	83.0 x 83.1
Capacity (cm ³)	1998	1798
Compression Ratio	10:1	14.9:1
Maximum Power	110kW @ 6,000rpm	110kW @ 4,000rpm
Maximum Torque	197Nm @ 4,200rpm	300Nm @ 2,000rpm

Engine Electrical		
Battery	55D23L	95D31L
Alternator	12V – 120A	12V – 130A

Fuel System		
Fuel supply equipment	Electronically controlled multi-point fuel injection	Common rail direct injection diesel
Fuel type	Regular unleaded 90 RON	Diesel



	2WD/4WD	Aspire
Wheels	16" x 6.5J ten spoke alloy wheels	17" x 6.5J ten spoke alloy wheels
Tyres*	215/65R16 98H	215/60R17 96H
Spare Wheel	Steel space saver spare wheel – T125/90D16	Steel space saver spare wheel – T155/90D16

*The tyres fitted to ASX as standard equipment are designed primarily for use on sealed roads. If your ASX is to be driven primarily on unsealed roads, please consult your Mitsubishi dealer for advice on suitable tyre choices.

	2WD 5MT/CVT	4WD, Aspire Petrol CVT/Diesel 6MT
Fuel Consumption (ADR 81/01 litres per 100km [^])	7.7/7.9	8.1/5.9
Fuel Tank capacity (L)	63	60

Transmission	5-Speed Manual	CVT Automatic with 'Sports Mode' sequential style shift change	6-Speed Manual
Gear ratio		2.349 – 0.394	
First	3.833	2.349	3.818
Second	1.913	1.465	2.045
Third	1.333	1.126	1.290
Fourth	1.028	0.873	0.974
Fifth	0.820	0.661	0.897
Sixth	—	0.543	0.790
Reverse	3.583	1.750	4.139
Final drive	4.235	6.120	4.058 (1-4) / 3.450 (5 / 6 / rev)



5-Speed Manual



CVT Auto



6-Speed Manual

Suspension	All Models
Front	Independent – MacPherson strut with coil spring and stabiliser bar
Rear	Independent – Multi-link with stabiliser bar

Clutch		Brakes	
Manual	Single dry plate with diaphragm spring	Front	Ventilated discs
CVT Auto	Torque converter	Rear	Drum in discs

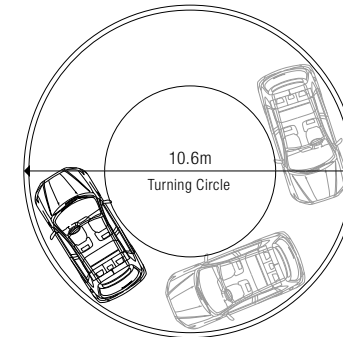
*These figures are obtained from controlled laboratory tests conducted by Mitsubishi Motors Australia Limited to Australian Standard ADR 81/02 and are provided to assist you in comparing the fuel consumption of ASX with other vehicles. The actual fuel consumption you achieve will depend, however, on many factors, including your driving habits, the prevailing conditions and your vehicle's equipment, condition and use.

ASX SPECIFICATIONS

Interior Dimensions	All Models
Front head room (mm)	970
2nd row head room (mm)	920
Seating capacity – total	5
Seating capacity – front row	2
Seating capacity – 2nd row	3
Cargo Area	
Length (mm)	835
Width between wheel arches (mm)	995
Height (mm)	745
Capacity (L)	416
Length with 2nd row seats folded down (mm)	1510
Capacity with 2nd row seats folded down (L)	1193

Capacities	2WD 5MT/CVT	4WD Diesel 6MT/Petrol CVT	Aspire Diesel 6MT/Petrol CVT
Gross vehicle mass (kg)	1970	2060/1970	2060/1970
Kerb mass (kg)	1345/1375	1525/1440	1593/1508
Gross combination mass (kg)	3020	3110/3020	3110/3020
Maximum payload (kg)	625/595	535/530	467/462
Maximum front axle mass (kg)	1030	1120/1030	1120/1030
Maximum rear axle mass (kg)	1000	1000	1000
Maximum towing capacity with trailer brakes (kg)	1050	1050	1050
Maximum towing capacity without trailer brakes (kg)	750	750	750
Maximum towball download (kg)	105	105	105

Steering	
Type	Power-assisted rack and pinion
Turning Circle (m)	10.6



Exterior Dimensions (mm)



Ground Clearance

Petrol – 195mm
Diesel – 170mm

STYLE YOUR ASX

Colours



BLACK (P)



COOL SILVER (M)



KINGFISHER BLUE (M)



RED (M)



SAPPHIRE (P)



TITANIUM (M)



WHITE

METALLIC (M) AND PEARLESCENT (P) PAINTS ARE OPTIONAL EXTRAS

Interiors



2WD/4WD CLOTH



ASPIRE LEATHER

Wheels



2WD/4WD 16" ALLOY WHEELS



ASPIRE 17" ALLOY WHEELS

10 **MITSUBISHI**
DIAMOND
ADVANTAGE **5**
YEAR AUSTRALIA'S BEST NEW CAR WARRANTY: CAPPED PRICE SERVICING AND CUSTOMER CARE YEAR

NOW INCLUDING CAPPED PRICE SERVICING*
WARRANTY 10/5 YEAR ♦ **5 YEAR ROADSIDE ASSIST** ♦ **CUSTOMER ASSIST 24/7** ♦ **200+ DEALER NETWORK**
♦ **GENUINE SERVICE** ♦ **GENUINE PARTS** ♦ **INSURANCE** ♦ **FINANCE** ♦ **PRE-OWNED VEHICLES**

*10 year or 160,000km Powertrain Warranty (whichever comes first) (non transferable). *5 year or 130,000km New Vehicle Warranty (whichever comes first). *5 year or 130,000km Roadside Assist (whichever occurs first). Service conditions apply. †4 year or 60,000km Capped Price Servicing (whichever comes first) Covers all items specified under the standard 'Maintenance for Normal Operating Conditions' schedule detailed in the Service and Warranty Booklet. Additional service/repair items (if required) are at additional cost. Excludes Government and Rental Fleet Customers. See your Dealer for full details.



ASX

GENUINE ACCESSORIES



love that car



PERSONALISE YOUR VEHICLE

From the bonnet protector to the luggage pod, Mitsubishi has the accessories to suit your individual needs. Ask your Mitsubishi dealer for the complete list of accessories available for your new ASX.

Mitsubishi Genuine Accessories go through an extensive program of design, development and testing to ensure they meet all applicable government standards as well as Mitsubishi's own rigorous engineering specifications and performance targets. Using Mitsubishi Genuine Accessories will ensure you get the best quality accessories that are both as durable and reliable as you should expect.



Bonnet Protector (available clear or tinted)



Fog Lamps



Fog Lamp Protectors



Front Corner Extension



Front Skid Plate – Chrome Finish



Towbar Package with Ball and Cover



Rear Diffuser – Silver (also available in grey)



Tail Gate Protector – Chrome Finish



Weathershields



Door Handle Covers – Chrome Finish



Sports Grille



Door Mirror Covers - Chrome Finish



Sports Rear Spoiler



Mudflaps – Front only



Roof Rail Cross Bars

INTERIOR



Neoprene Seat Covers – Front



Neoprene Seat Covers – Rear



Cargo Liner – Hard Plastic



Non-Slip Boot Grip Net



Cargo Carpet Mat



Cargo Area Protector



Cargo Net



Luggage Side Box Lid



Sports Shift Knob



Full Size Spare Wheel Kit



Tailgate Light



Floor Illumination



Scuff Plates – Front and Rear



Carpet Mat Set – Front & Rear



Reversing Mirror/Camera



Bluetooth[®] Handsfree Kit



Sports Paddle Shift



MMCS (Reversing Camera optional)



When Genuine Accessories are fitted to your new vehicle at the time of delivery, they are covered by the Mitsubishi 3 year/130,000km (whichever comes first) Accessory Warranty. When they are fitted after purchase of your new vehicle they are covered for the remainder of the Accessory Warranty or for 12 months/20,000km, whichever is the longer. In the case of Diamond Spectrum Accessories the warranty is 12 months/20,000km (whichever comes first). ^Diamond Spectrum Accessories. Pictures shown for illustration purposes and may not be product specific. Please check with your Mitsubishi dealer for specific model applications. MIT4057 aasx1011

DIAMOND
GENUINE PARTS
ADVANTAGE