

i MiEV
MITSUBISHI INNOVATIVE ELECTRIC VEHICLE



love that car



LOVE THAT CAR. WE WANT TO MAKE CARS THAT OWNERS WILL LOVE.
TO ACHIEVE THIS, WE SET THE HIGHEST STANDARD FOR
EVERY ASPECT OF OUR VEHICLES -
TECHNOLOGY, STYLING,
PERFORMANCE AND SAFETY -



OUR PROMISE

When you buy a Mitsubishi i-MiEV, or any vehicle from our range, you're buying a vehicle that's backed by world-class research, technical innovation, and leading performance. In every area of our business, we're continually focussed on four key values. By following these values, we never fail to create superior vehicle that people love.

STREET PRESENCE

We'll design attention-grabbing vehicles with real street presence and genuine performance.



ADVANCED TECHNOLOGY

Our ground-breaking technology and research will continue to develop and focus on both drivers and their impact on our environment. Technologies like those that power this innovative electric vehicle continue to lead the way.



DRIVER CONFIDENCE

We're committed to raising the bar in terms of safety, which gives peace of mind to all occupants. Our Mitsubishi Reinforced Impact Safety Evolution (RISE) body design remains at the heart of our vehicle safety philosophy.



SUPERIOR VALUE

We'll constantly strive to deliver the ultimate customer experience at all times. This is reflected by the Mitsubishi Diamond Advantage, by our feature-packed vehicles, and our ongoing commitment to making our vehicles more cost effective and fuel-efficient.



Drive@earth

We're constantly looking for ways to help reduce our impact on the environment. Through electric vehicle technologies, reducing the environmental impact of our business activities, including global manufacturing and sales, and even helping cultivate forests and woodlands.

DRIVING THE *i-MiEV* IS,
QUITE SIMPLY **LIKE NOTHING**
YOU HAVE EVER DRIVEN BEFORE.

It is both relaxing and exciting in equal measures. There is no noise, just the whisper of rubber and asphalt; there is no vibration as there are in petrol engines; there are no fumes, at least not for you; and progression is silky smooth since you never change gear.

Yet here is a car with a tremendous amount of torque right from the start. The i-MiEV boasts plenty of power to get you around town and gives you confidence when it comes to overtaking.

Whilst the exterior may look radical, the controls are conventional and so easy to use. Remote central locking, power operated windows and door mirrors, an excellent audio system and plenty of storage areas. To make driving even more enjoyable, the optional satellite navigation system includes Bluetooth® hands free 'phone kit', and iPod connection.





Features optional Satellite Navigation System



Urban travel will transform from frustration to relaxation and never again will you need to stop for fuel, instead the i-MiEV comes with a cable for connection to a 15Amp household socket, giving you full charge in around seven hours, and a socket for connecting to a Quickcharge outlet which will provide an 80% charge in around 30 minutes.

PLUG INTO THE FUTURE



MONITOR THE SITUATION

The combination meter provides several gauges to help you monitor the power situation. This operating system monitors battery performance including the amount of electrical power being supplied or generated. This monitoring is constantly reported back to the driver through the power display.

Perhaps the most consistently useful gauge, this shows the remaining distance range, calculated by the consumption of electricity over the previous 24kms.



When the battery has only 1/8 of its charge remaining the low energy-warning indicator will flash.

Maintaining driving speed within the green zone will help increase driving distance. If consuming a greater amount of power the needle will move to the white zone. The blue zone indicates the battery is being charged via regenerative braking.



When the battery power is near zero the power down warning lamp illuminates to alert you. To save energy the air conditioning will stop automatically, although the blower fan will continue to function.

DRIVING DYNAMICS

During driving, as soon as the accelerator pedal is released the motor functions as a power generator, converting the i-MiEV's kinetic energy into electricity to recharge the traction battery; this is known as "regenerative braking" and feels

similar to engine braking in petrol or diesel-powered car. The effect can be varied depending on driving conditions by selecting one of the three gearshift positions, D is the standard drive mode for urban driving; compared to the

D position, B mode increases the regenerative braking effect during downhill driving, whilst C mode reduces it for smoother progress during longer runs where moments of acceleration and deceleration are limited.



REDEFINING POWER

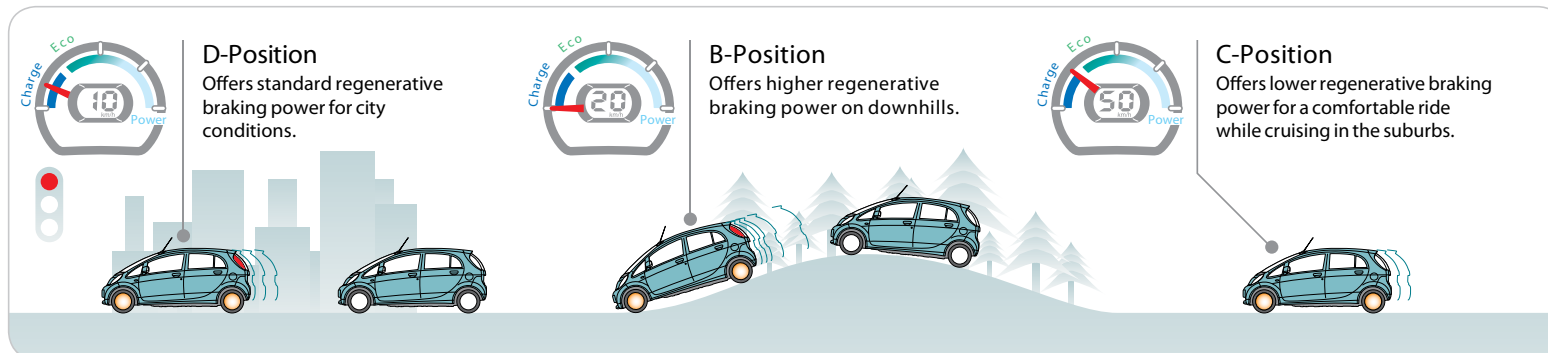
Consisting of 88 cells, the i-MiEV's high-density lithium-ion battery pack offers a fully charged target range of up to 150kms*. These batteries have extremely high energy density – meaning they are smaller, but more powerful than before, making them ideal for use in motor vehicles. The i-MiEV is 100% electric, so it produces no drive-time emissions. It's a simple equation – zero pollution equals zero CO2 released into the earth's atmosphere.

** Range may vary depending on a number of factors including use of climate controls, driving style, road conditions, number of passengers and the condition of the vehicle.*



ALL ELECTRIC MOTOR

The i-MiEV's advanced electric motor requires no conventional transmission. There is no clutch between the motor and gearbox, which makes the design simpler than a conventional internal combustion engine powered vehicle and allows the high level of torque to be transmitted minimising loss through drive train restrictions. The motor is smaller, lighter and more efficient than a petrol engine and generates 49kW of power and 180Nm, delivering instant maximum torque even at low speeds.



The image shows the interior of a car, viewed from the driver's side. The seats are black with a textured pattern. The steering wheel is visible on the left, and the dashboard and center console are also visible. The text "IT'S NOT BIG BUT IT'S CLEVER" is overlaid on the upper part of the image.

*IT'S NOT BIG BUT
IT'S CLEVER*

The perfect size to make modern urban driving a pleasure rather than a chore, yet still provide four-door access and ample room inside, the i-MiEV's long wheel base and tall stance provide a remarkable amount of room for such a compact car, whilst the large windscreen and low-slung dash make it feel even more spacious and ensure superb visibility.

The seats are comfortable yet supportive with heating for the driver's side, whilst air conditioning combined with a pollen air filter keeps the driving environment cool and fresh.

Numerous storage compartments have been placed throughout the interior. Rear seat passengers will also be amazed at the leg and headroom.



Front and rear power windows with driver one-touch down button are standard in i-MiEV.

Even with four passengers the i-MiEV allows 235 litres of cargo space but with both rear seatbacks folded forwards you get a remarkable 860 litres of flat, readily usable room. The i-MiEV's 50:50 rear seatback split gives you the added flexibility of space for carrying larger items with ease.

Quick charge lid lever

DRIVING CHANGE IN PEACE
OF MIND, SAFETY
AND CONVENIENCE



ADVANCED BATTERY SAFETY

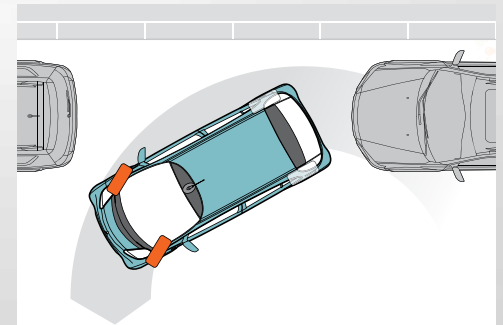
The i-MiEV's batteries are placed in a waterproof battery pack that is located inside the body frame and enclosed in a well-crib frame to protect against impact damage from any direction. Furthermore, by placing the battery under the floor it provides lower centre of gravity for smooth handling and improved stability.

The i-MiEV is also fitted with a circuit breaker that cuts all power to the battery in the event of the cars sensors detecting a serious collision. As an example power would be cut from the battery if the airbags deploy. All charging connections are rated to IP55 so charging i-MiEV in the rain is no problem.



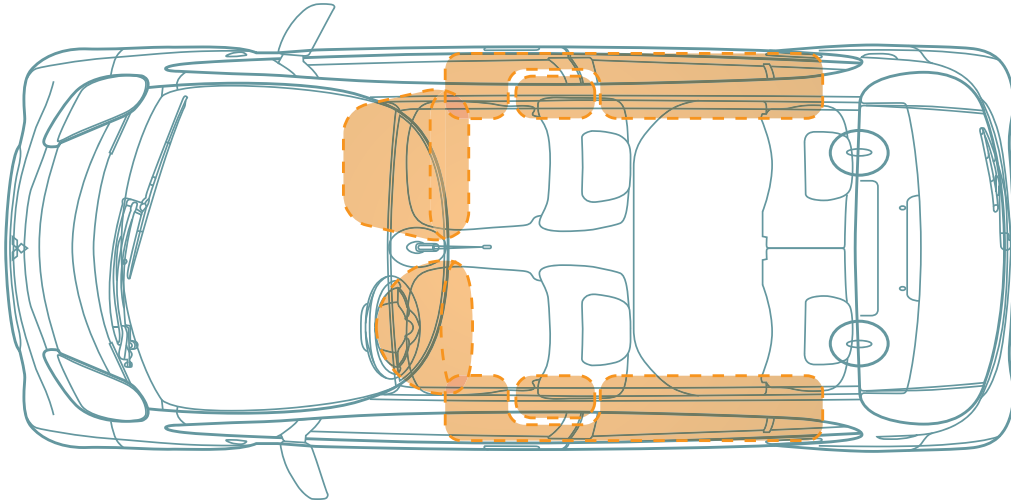
GREAT CITY VERSATILITY

A high seating position and large windows makes i-MiEV a great city car, and its tiny footprint, with even more notably tiny turning circle, ensures that it's superb for nipping around crowded city streets, while making the most of every parking space.



COMPREHENSIVE DRIVER AND PASSENGER PROTECTION

The i-MiEV gives you the ability to transport people in comfort and in safety. It is built using Mitsubishi's RISE (Reinforced Impact Safety Evolution) frame to ensure that it protects the occupants in the case of an accident. It utilises ABS with EBD, six SRS airbags, child seat anchors and Mitsubishi's stability and traction control system.



A total of six SRS airbags including side and curtain airbags help protect the driver and passengers in the event of an accident. The anti-intrusion brake pedal helps prevent ankle and leg injuries in frontal collisions. In the event of a serious impact, seat belt pre-tensioners immediately take up any slack while the force limiters then ease seatbelt tension to help prevent inadvertent seatbelt injuries.



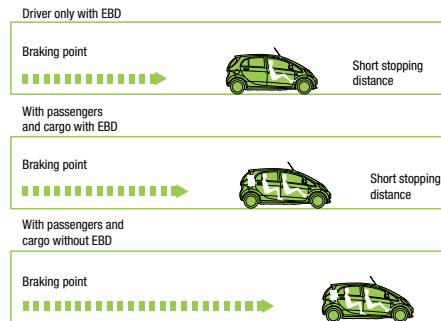
ABS



Anti Lock Braking System (ABS)

i-MiEV is equipped with ABS, which allows the driver to maintain steering control of the vehicle, letting the driver manoeuvre around objects under heavy braking conditions.


EBD



Electronic Brakeforce Distribution (EBD)

This technology reduces stopping distances by detecting passengers or heavier loads and then automatically increasing the rear-braking force to deliver predictable and consistent stopping performance.

ASC



Active Stability Control (ASC)

ASC maintains stability and control when cornering by automatically recognising under-steer and over-steer. It applies brakes to the appropriate wheels to keep you online through corners.

ATC



Active Traction Control (ATC)

ATC helps maintain traction on slippery surfaces. When sensing loss of traction in an independent wheel, ATC applies braking force to that wheel and redistributes power to keep you moving and in control.

SPECIFICATIONS

Motor	
Type	AC, permanent magnet synchronous
Maximum output ^{*1}	49kW @ 2500 – 8000 rpm
Maximum torque	180Nm @ 0 – 2000 rpm
Charging voltage	100V-260.
Traction Battery	
Type	Lithium-ion
Total voltage	330V
Total energy	16kWh
Charging Time	
Domestic supply ^{*2} (Full charge)	Approx. 7 hours
Rapid charger ^{*3} (80% charge)	Approx. 30 minutes
Performance	
Electric energy	
Consumption (NEDC) ^{*4}	135Wh/km
Maximum range (NEDC) ^{*4}	150kms
Maximum speed	130km/h
Suspension/Steering	
Suspension	
Front axle	Front Macpherson strut and coil spring with stabiliser bar
Rear axle	Rear 3-link De Dion
Steering	Rack & pinion, electrically assisted
Minimum turning circle	9.0M
Brakes	
Anti-lock Braking System with Electronic Brakeforce Distribution (ABS+EBD) and Brake Assist	
Front	356mm ventilated disc brakes
Rear	203mm drum brakes
Tyres/wheels	
Front	145/65R15 72S TYRES/15" X 4.0J alloy wheels
Rear	175/55R15 77S TYRES/15" X 5.0J alloy wheels

Driveline/Transmission	
Type	Rear mounted motor/rear wheel drive
	Mitsubishi active stability & traction control
Transmission	1 speed fixed gear
Final gear ratio	6.066
Dimensions	
Exterior	
Length	3475mm
Width	1475mm
Height	1610mm
Interior	
Length	1790mm
Width	1270mm
Height	1250mm
Wheelbase	2550mm
Track	
Front	1310mm
Rear	1270mm
Ground clearance	150mm
Weights/volumes	
Gross vehicle weight	1450kg
Kerb weight	1110kg
Seating capacity	4

*1 Corresponds to "Maximum net power", certified in accordance with ECE R85

*2 Full charge from low energy warning indicator flashing. Low temperatures in winter may prolong charging time.

*3 Approximately 80% of full charge from low energy warning indicator flashing. Low temperatures in winter may prolong charging time.

*4 NEDC stands for New European Driving Cycle. The values of electric energy consumption and electric range are based on ECE R101. These values vary depending on driving style, road and traffic conditions, ambient temperature, use of air conditioning, etc.

KEY FEATURES

Mechanical
AC Motor
1-speed fixed gear transmission
Electric power steering
Exterior
15" alloy wheels
Body colour front & rear bumper
Side airdams
Privacy glass (rear passenger doors)
Charging connector (rear right side panel)
Rapid charging connector (rear left side panel)
Roof spoiler with high-mount stop lamp
Interior
3-spoke leather wrapped steering wheel
Leather wrapped shift knob
Powermeter
Digital speedmeter
Silver instrument panel
Black colour interior trim
Convenience
Central door locking
Front & rear power windows with driver one-touch down button
Front aluminium scuff plate
Battery remaining indicator
Service reminder
12V DC accessory socket on instrumental panel
Seating
Sliding and reclining adjustable front seats
Height adjustable front & rear seat headrests
Driver's seat height adjuster
50:50 split back rear seat with folding and reclining function

Audio & Media
Single CD with MP3 and AM/FM Radio
4 speakers (includes 2 tweeters)
Optional AVN unit with satellite navigation
Storage
Front door pockets
Glove box with card holder
Floor console with cup holder
Instrument panel cup holder
Safety
Driver and front passenger SRS airbags
Side and curtain SRS airbags
Active Stability Control (ASC)
ASC on/off switch
Active Traction Control (ATC)
Anti-lock Braking System (ABS)
Electronic Brakeforce Distribution (EBD)
Brake Assist (BA)
Reinforced Safety Impact Evolution RISE safety body
Front & rear side – door impact bars
Front 3-point ELR seatbelts with force limiters and pretensioners
Rear 3-point ELR seatbelts
Rear child seat anchor x 2
Seatbelt warning lamp (all seats)
Electric Vehicle Function
High voltage cut-off system
On-board recharging system (100/260V auto changer)
Energy-saving drive mode
Brake vacuum warning buzzer
Charging cable (240V)

COLOURS

COOL SILVER (M)



BLACK (M)



WHITE (S)



RASPBERRY RED (P)



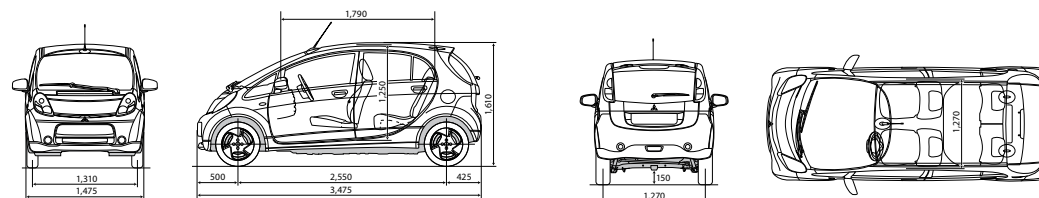
OCEAN BLUE (M)



TITANIUM GREY (M)



DIMENSIONS



PERSONALISE YOUR i-MiEV

Why not take the opportunity to personalise your i-MiEV with a range of selected accessories to suit your individual needs.

Ask your dealer for the complete list of accessories available for your new i-MiEV.

Mitsubishi Genuine Accessories go through an extensive program of design, development and testing to ensure they meet all applicable government standards as well as Mitsubishi's own rigorous engineering specifications and performance targets. Using Mitsubishi Genuine Accessories will ensure you get the best quality accessories that are both as durable and reliable as you should expect.



i-MiEV Embroidered Carpet Mat Set – Front & Rear



Boot Flap Scuff Guard



Cargo Luggage Protection Tray



Side Wind Deflector

Pictures shown for illustration purposes and may not be product specific. Please check with your Mitsubishi dealer for specific model applications.

MITSUBISHI DIAMOND ADVANTAGE

NEW CAR WARRANTY AND CUSTOMER CARE PACKAGE



5 YEAR i-MiEV WARRANTY[†]

Mitsubishi Motors Australia Limited offers a 5 year/100,000km (which occurs first) New Vehicle Warranty including battery and a 5 year Perforation Corrosion Warranty on all Mitsubishi cars and light commercial vehicles. Service conditions apply. See your dealer for details.

CAPPED PRICE SERVICING*

Enjoy 'no surprises' certainty when you book your Mitsubishi in for its regular service requirements. Your servicing costs will be capped for the first 4 year or 60,000km of driving (whichever occurs first) up to the first four regular services or eight regular services for Ralliart and Lancer Evolution vehicles. (Conditions apply). Covers all items specified under the standard "Maintenance for normal operating conditions" schedule detailed in the service and warranty booklet. Additional service/repair items (if required) are at additional cost.

CUSTOMER ASSIST

We're here to help. So just call Mitsubishi Motors Australia Limited on 1300 13 12 11 if you have any questions or for the location of your nearest Mitsubishi dealer.

GENUINE SERVICE

Mitsubishi offers one of Australia's best service intervals of 12 months/15,000 km (whichever comes first). Regular scheduled servicing ensures the long-term reliability and safety of your Mitsubishi and our Scheduled Service Program also helps protect your car's resale value.

FINANCE

Take the burden out of financing your new Mitsubishi vehicle with our competitive range of finance products, developed by Mitsubishi Motors Australia Limited and St. George Motor Finance Limited.

ROADSIDE ASSIST[^]

Peace of mind is guaranteed anywhere in Australia with our Roadside Assist, 24 hours a day, 365 days a year. Our fast, comprehensive roadside service offers assistance, repairs, towing and storage.

GENUINE PARTS

Your Mitsubishi will be serviced regularly by skilled Mitsubishi-trained technicians. Only genuine Mitsubishi parts are fitted to your car during scheduled servicing - parts that have been fully tested and meet, Mitsubishi's stringent quality control.

INSURANCE

With the sound backing of Swann Insurance and Mitsubishi Motors Australia Limited, Mitsubishi owners can choose between vehicle and personal protection solutions including motor vehicle, gap cover and loan protection insurance as well as a range of tailored warranty policies.

**MITSUBISHI
DIAMOND
ADVANTAGE**

[†]5 year or 100,000km New Vehicle Warranty (whichever comes first). Service conditions apply. ^{*}4 years or 60,000km Capped Price Servicing (whichever occurs first). Covers all items specified under the standard "Maintenance for normal operating conditions" schedule detailed in the service and warranty booklet. Additional service/repair items (if required) are at additional cost. [^]1 year Roadside Assist (Service conditions apply). For purchases of new Mitsubishi vehicles after 1st October 2012, your initial 12 month roadside assist will be extended for a period of 12 months from the date of the most recent eligible Capped Price Service for that vehicle performed at an authorised Mitsubishi dealer. Roadside assist, if extended in accordance with these items, is available for a maximum of up to 5 years. Conditions apply. Offer subject to change without notice. Excludes Government, Rental and National Fleet customers.

PARTNER
2008-2012
MITSUBISHI
MOTORS
THE NEW CAR

Always consult your authorised Mitsubishi Dealer for the latest details on specifications, options, prices, availability and conditions on New Vehicle Warranty. All product illustrations and specifications referred to herein are believed to be correct at the time of publication approval. Subject to any applicable Federal, State or Territory Laws or ordinances, which may apply from time to time, Mitsubishi Motors Australia Limited reserves the right, without notice, or obligation, to discontinue or make changes to design, specifications, colours and materials of the options and products referred to herein at any time without incurring any liability to any purchaser thereof. © Mitsubishi Motors Australia Limited. ABN 53 007 870 395. MIE1012. MIT4717

12MY OCTOBER 2012

